

US00D545601S

(12) **United States Design Patent**
Yang et al.

(10) **Patent No.:** **US D545,601 S**

(45) **Date of Patent:** **** Jul. 3, 2007**

(54) **OVER-SINK ORGANIZER**

(75) Inventors: **Frank Yang**, Rancho Palos Verdes, CA
(US); **Myk Wayne Lum**, Irvine, CA
(US)

(73) Assignee: **Simplehuman LLC**, Torrance, CA (US)

(**) Term: **14 Years**

(21) Appl. No.: **29/223,365**

(22) Filed: **Feb. 11, 2005**

(51) **LOC (8) Cl.** **06-04**

(52) **U.S. Cl.** **D6/525**

(58) **Field of Classification Search** D6/300,
D6/309, 406.1, 406.5, 406.6, 512, 524-5,
D6/527, 529, 532-3, 536, 553, 567-8, 572,
D6/574; D23/303-4, 308; 211/41.3, 41.4,
211/41.5, 41.6, 60.1, 85.12, 85.13, 86.01,
211/87.01, 88.01, 90.01, 119.003, 119.009,
211/119.011, 134; 4/559, 565.1, 574.1, 622,
4/628, 630, 611, 632, 654, 656; 40/700;
248/205.3; 108/28-9, 50.15; 359/838
See application file for complete search history.

(56) **References Cited**

U.S. PATENT DOCUMENTS

D165,135 S * 11/1951 Christensen D6/574
3,239,850 A * 3/1966 Kiss 4/559
4,033,461 A * 7/1977 Nevai 211/85.25
D274,488 S * 7/1984 Howitt D6/406.6
D281,515 S * 11/1985 Klawitter D21/332
D289,247 S * 4/1987 Wang D7/555

5,238,106 A * 8/1993 Nguyen et al. 206/223
D358,458 S * 5/1995 Brightbill et al. D23/304
D370,809 S * 6/1996 Munoz et al. D6/525
D376,928 S * 12/1996 Lorenzana et al. D6/406.5
D379,890 S * 6/1997 Hampshire D6/525
D405,291 S * 2/1999 Yu D6/406.5

OTHER PUBLICATIONS

Over-Sink Organizer Shelf, HOMEfocus, Copyright date 1998-2004, <http://www.homefocuscatalog.com/home/cleaning-and-storage/52807-Over-Sink-Organizer-shelf.html>.*

* cited by examiner

Primary Examiner—Alan P. Douglas

Assistant Examiner—Angela J. Lee

(74) *Attorney, Agent, or Firm*—Raymond Sun

(57) **CLAIM**

The ornamental design for the over-sink organizer, as shown and described.

DESCRIPTION

FIG. 1 is a perspective view of a over-sink organizer according to the present invention;

FIG. 2 is a top plan view of FIG. 1;

FIG. 3 is a bottom plan view of FIG. 1.

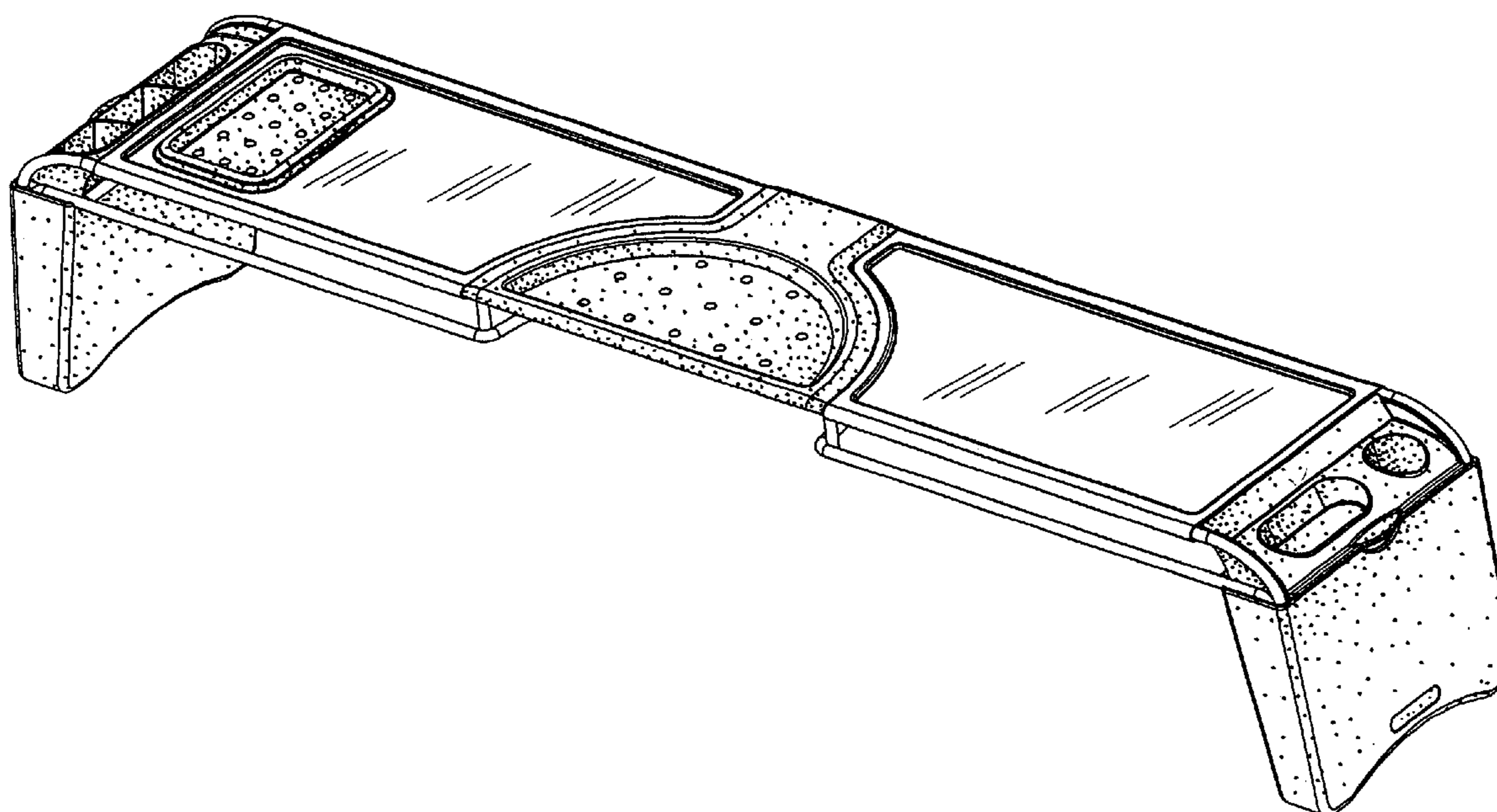
FIG. 4 is a front elevation view of FIG. 1.

FIG. 5 is a rear elevation view of FIG. 1.

FIG. 6 is a left elevation view of FIG. 1; and,

FIG. 7 is a right elevation view of FIG. 1.

1 Claim, 7 Drawing Sheets



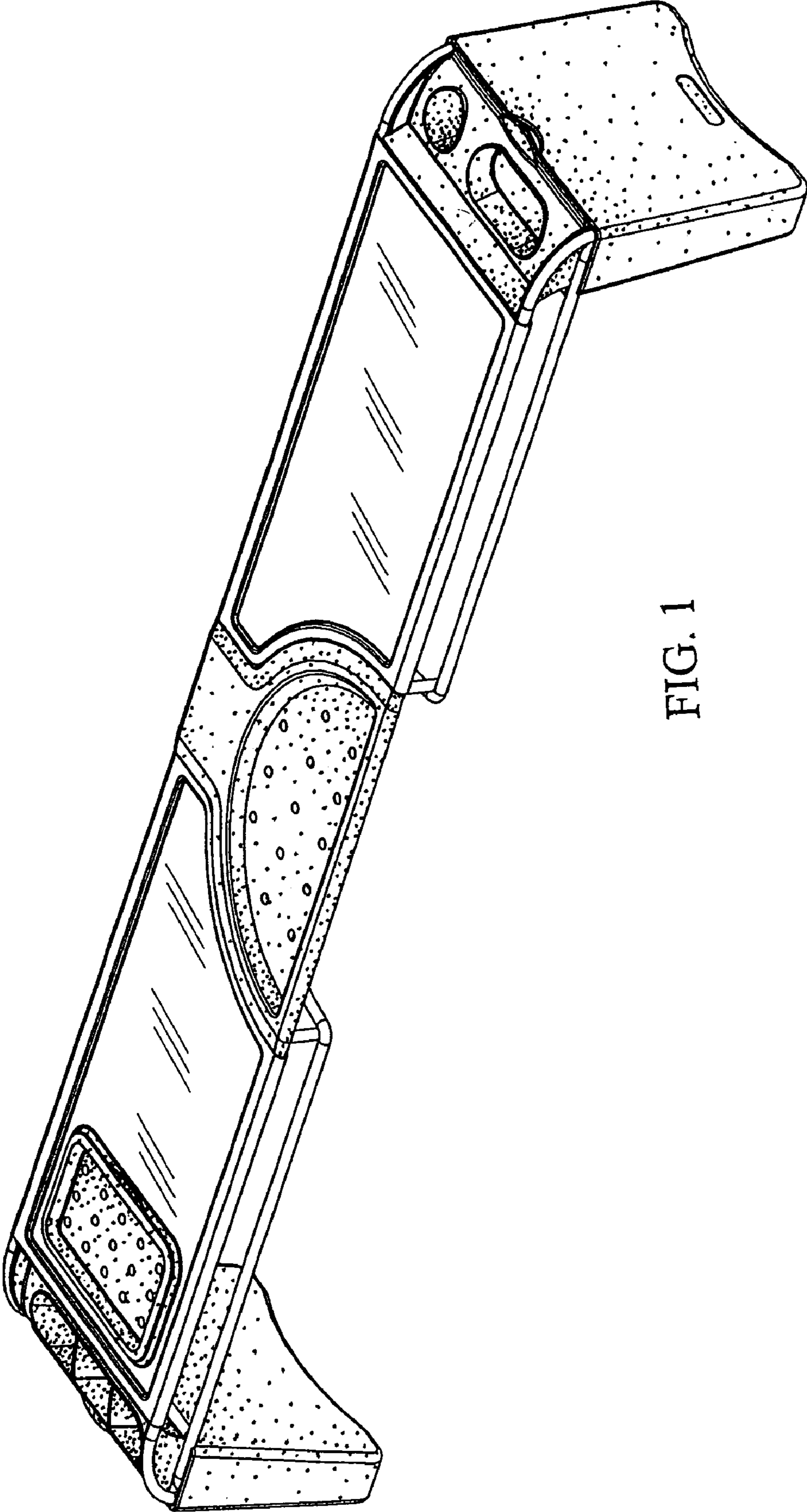


FIG. 1

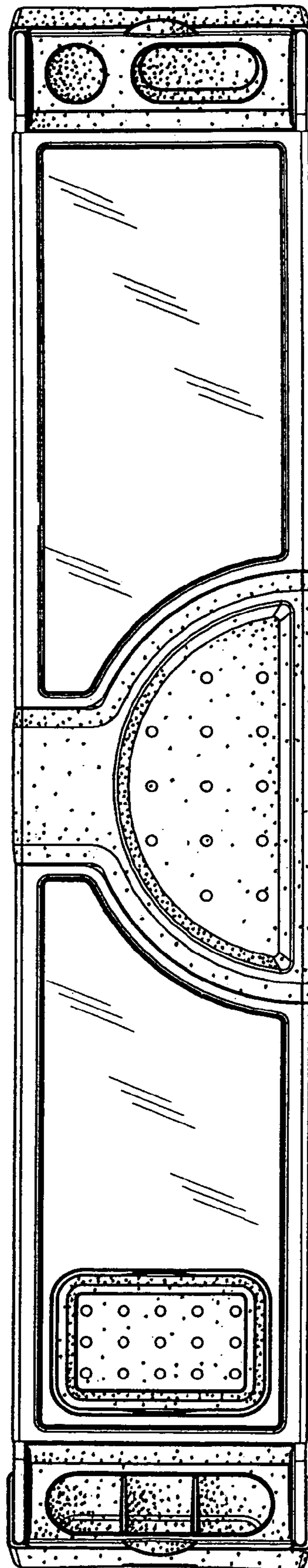


FIG. 2




FIG. 3

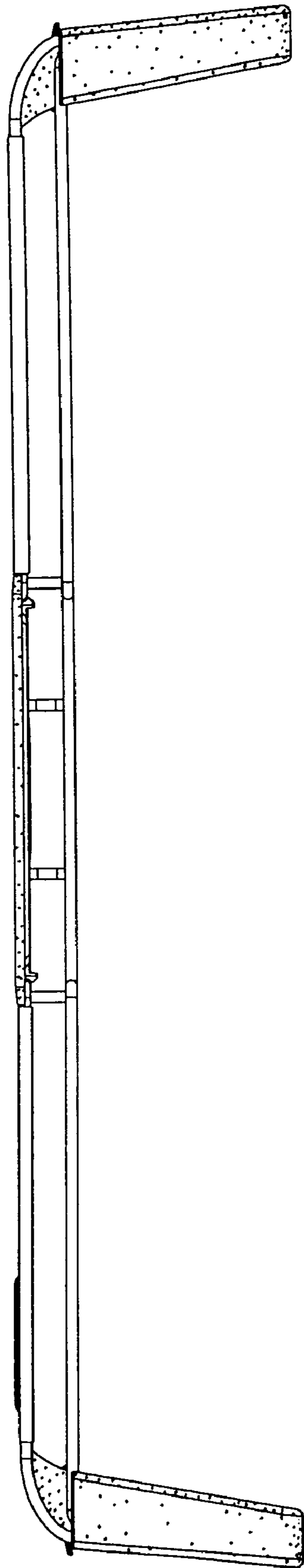


FIG. 4

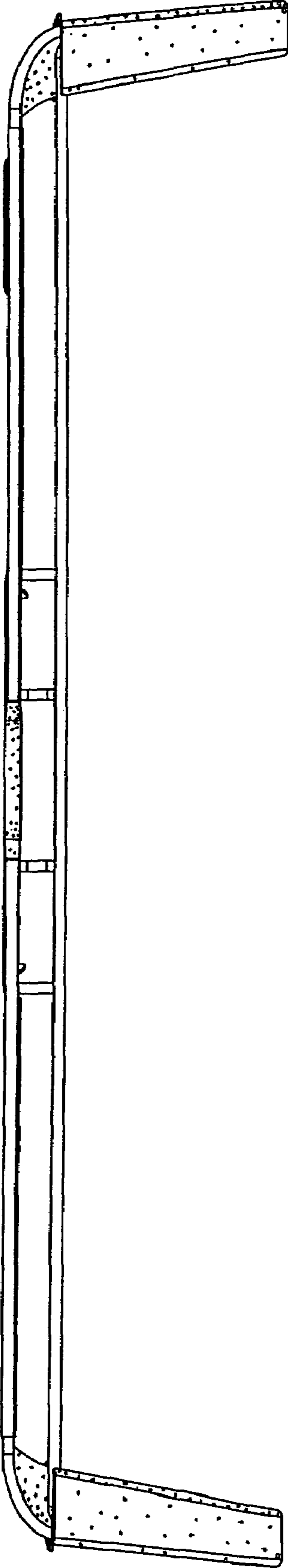


FIG. 5

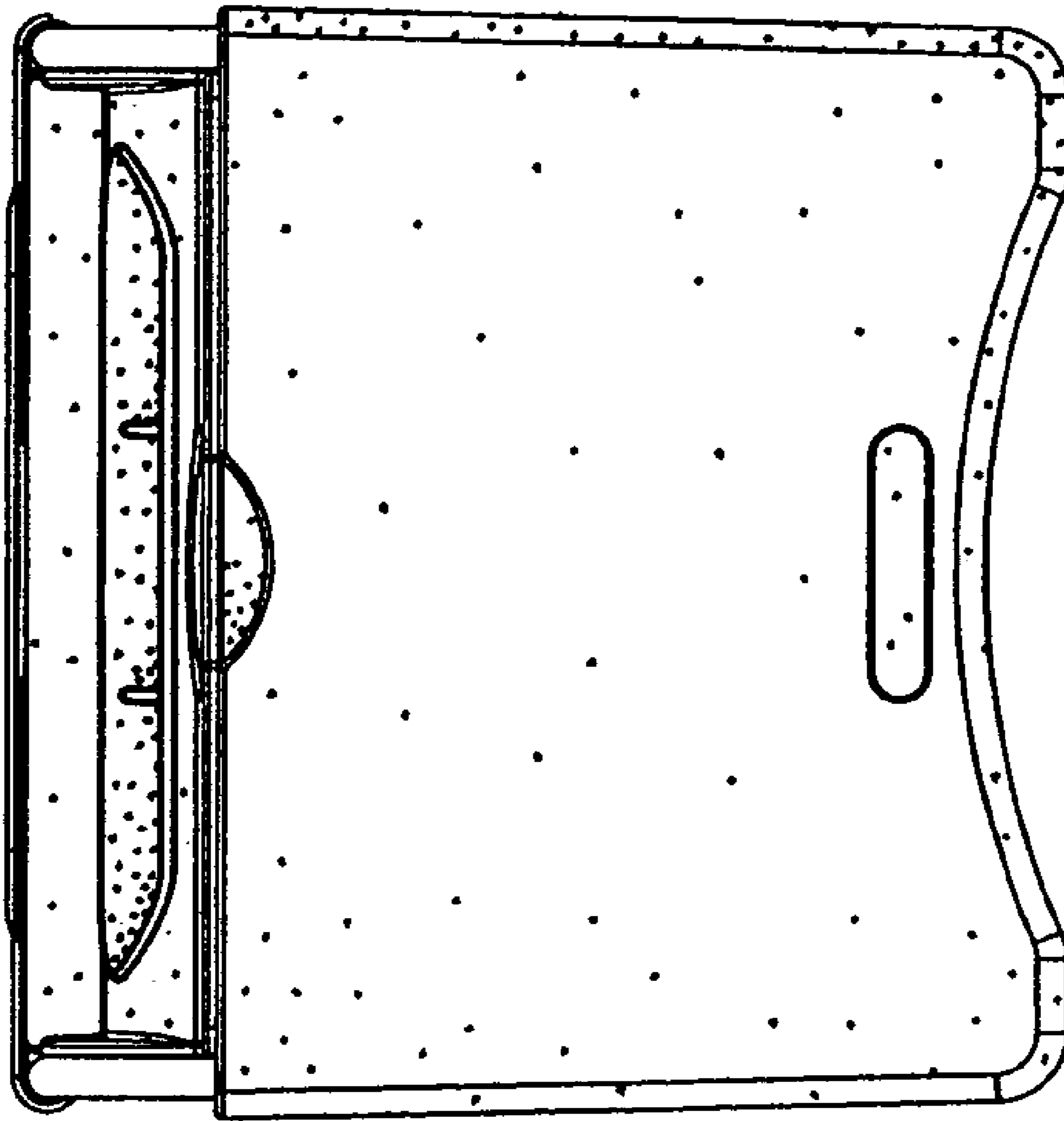


FIG. 6

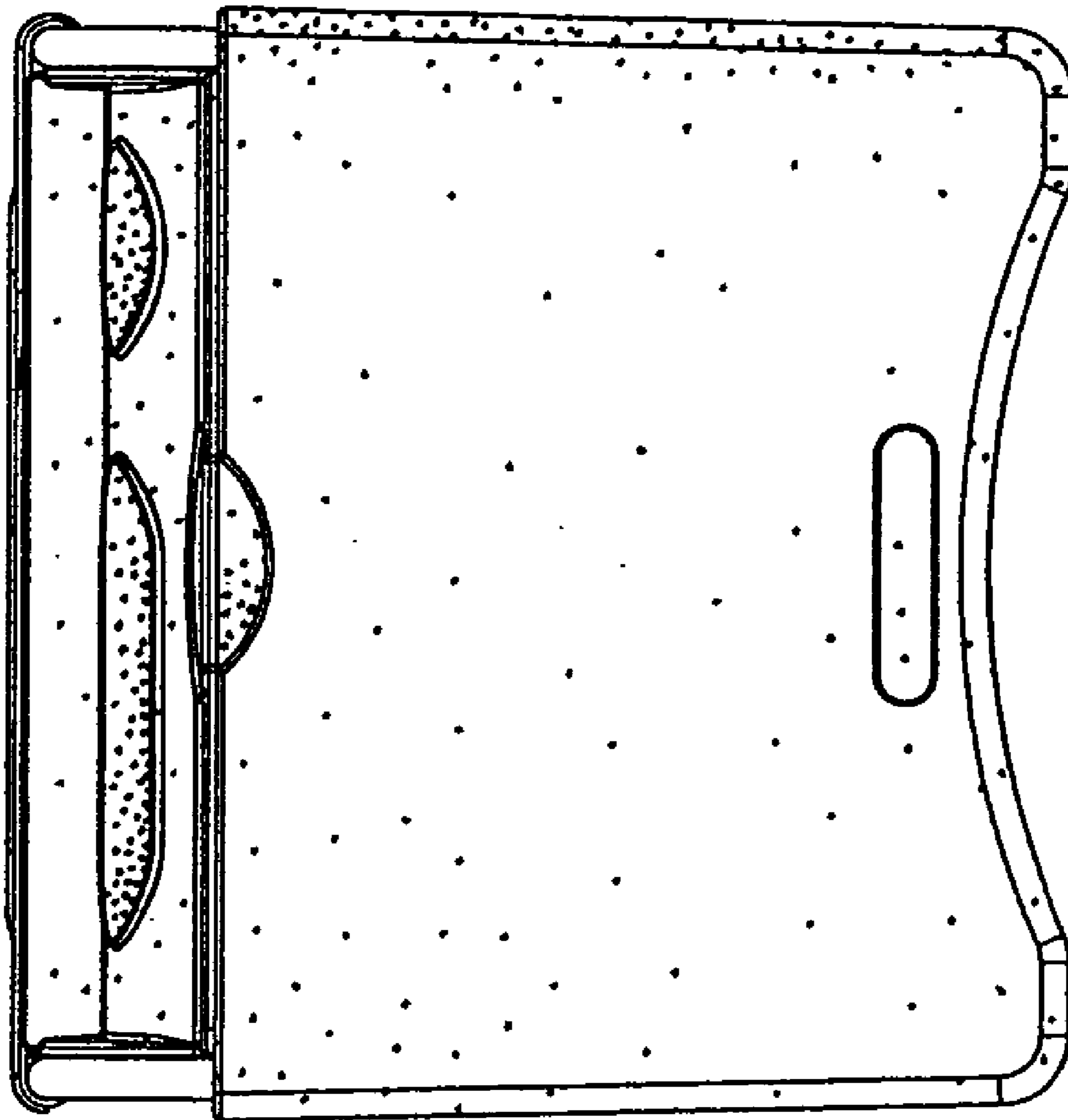


FIG. 7