



US00D545586S

(12) **United States Design Patent** (10) **Patent No.:** **US D545,586 S**  
**Ricci** (45) **Date of Patent:** **\*\* Jul. 3, 2007**

(54) **SOFA**

(75) Inventor: **Luca Ricci**, Bertinoro-Fc (IT)

(73) Assignee: **DeCoro, Limited**, Hong Kong (HK)

(\*\*) Term: **14 Years**

(21) Appl. No.: **29/233,802**

(22) Filed: **Jul. 8, 2005**

(30) **Foreign Application Priority Data**

Apr. 8, 2005 (CN) ..... 2005 3 0007997

(51) **LOC (8) Cl.** ..... **06-01**

(52) **U.S. Cl.** ..... **D6/381**

(58) **Field of Classification Search** ..... D6/334,  
D6/335, 337, 357, 361, 364, 367, 371, 378,  
D6/381, 382, 383, 393, 500-503; 297/62-63,  
297/38, 118, 232-233, 244-245, 311, 445.1,  
297/446.1; 5/12.1, 28, 42

See application file for complete search history.

(56) **References Cited**

**U.S. PATENT DOCUMENTS**

D487,993 S *	4/2004	Natuzzi	.....	D6/381
D497,267 S *	10/2004	Ricci	.....	D6/381
D499,266 S *	12/2004	Ricci	.....	D6/381
D513,135 S *	12/2005	Ricci	.....	D6/381
D514,348 S *	2/2006	Natuzzi	.....	D6/381
D528,320 S *	9/2006	Nastri	.....	D6/381

**OTHER PUBLICATIONS**

Natuzzi sofa #1616, International Home Furnishings Market, High Point, NC, Oct. 1997, 1 pg.\*

Natuzzi sofa #1734, International Home Furnishings Market, High Point, NC, Sep. 1998, 1 pg.\*

Natuzzi sofa #1020, International Home Furnishings Market, High Point, NC, Oct. 1990, 1 pg.\*

Natuzzi sofa #1277, International Home Furnishings Market, High Point, NC, Mar. 1995, 2 pgs.□□.\*

\* cited by examiner

*Primary Examiner*—Sandra Snapp

(74) *Attorney, Agent, or Firm*—Fish & Neave IP Group Ropes & Gray LLP

(57) **CLAIM**

I claim the ornamental design for a sofa, as shown and described.

**DESCRIPTION**

FIG. 1 is a front elevation view of the sofa;

FIG. 2 is a top plan view thereof;

FIG. 3 is a side elevation view thereof;


FIG. 4 is an opposite side elevation view thereof;

FIG. 5 is a rear elevation view thereof; and,

FIG. 6 is a front perspective view thereof.

As shown in the drawings herein, broken (dotted) lines are used to indicate stitching.

**1 Claim, 6 Drawing Sheets**



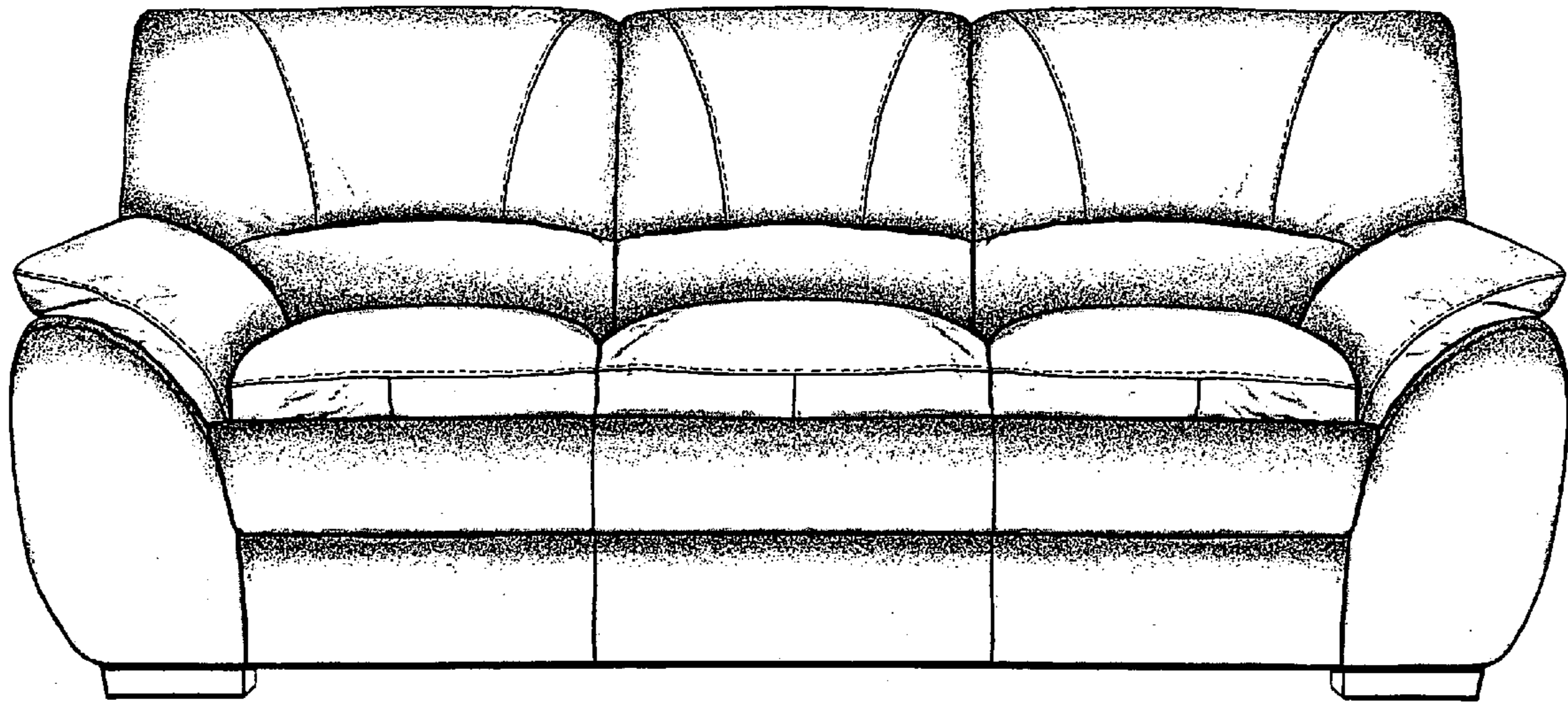


FIGURE 1

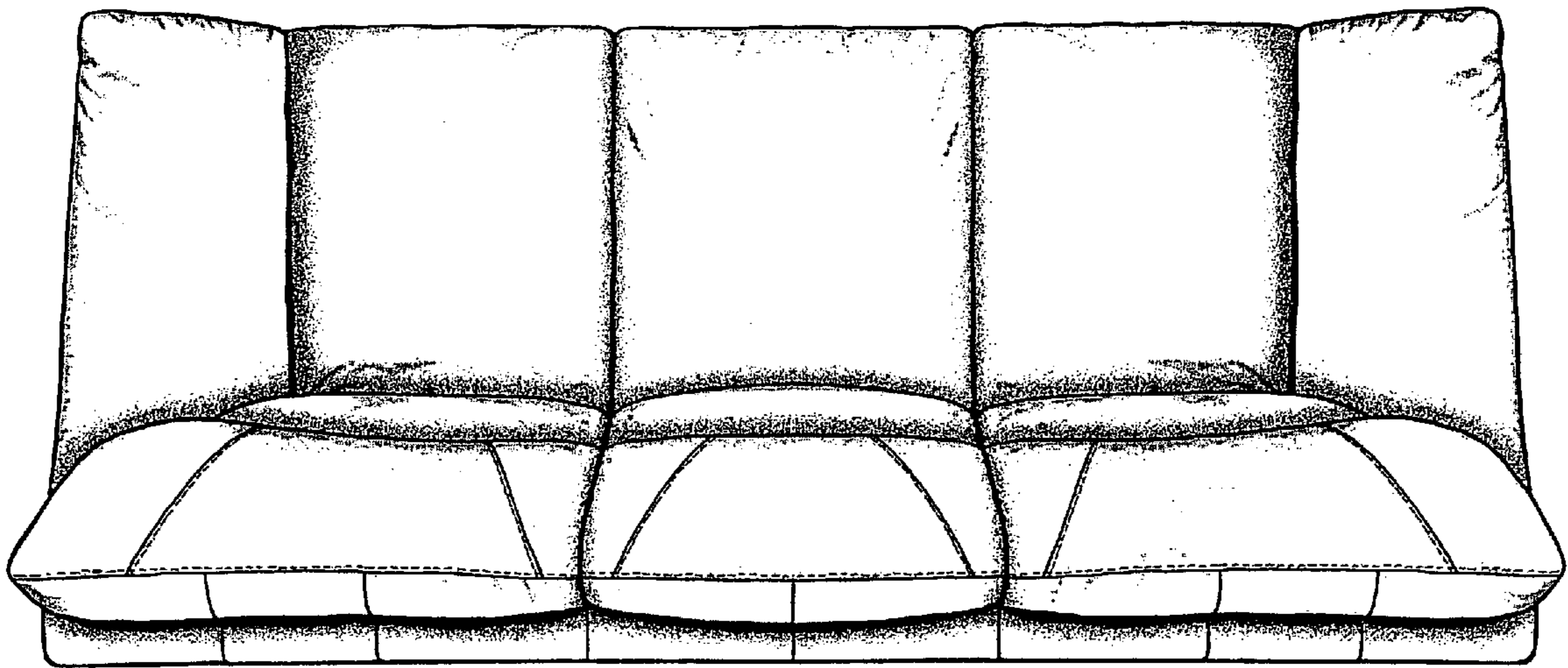


FIGURE 2



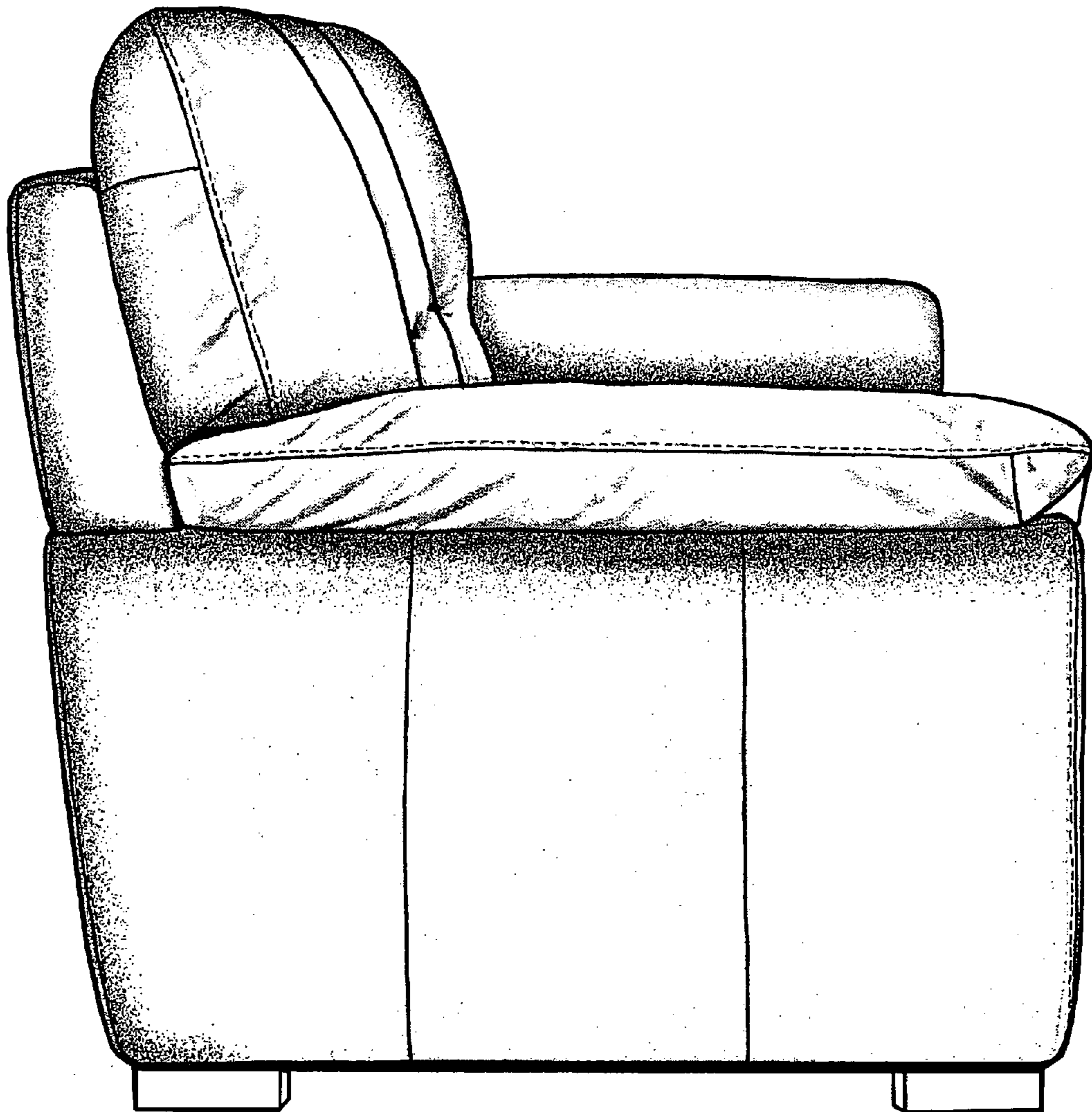


FIGURE 3

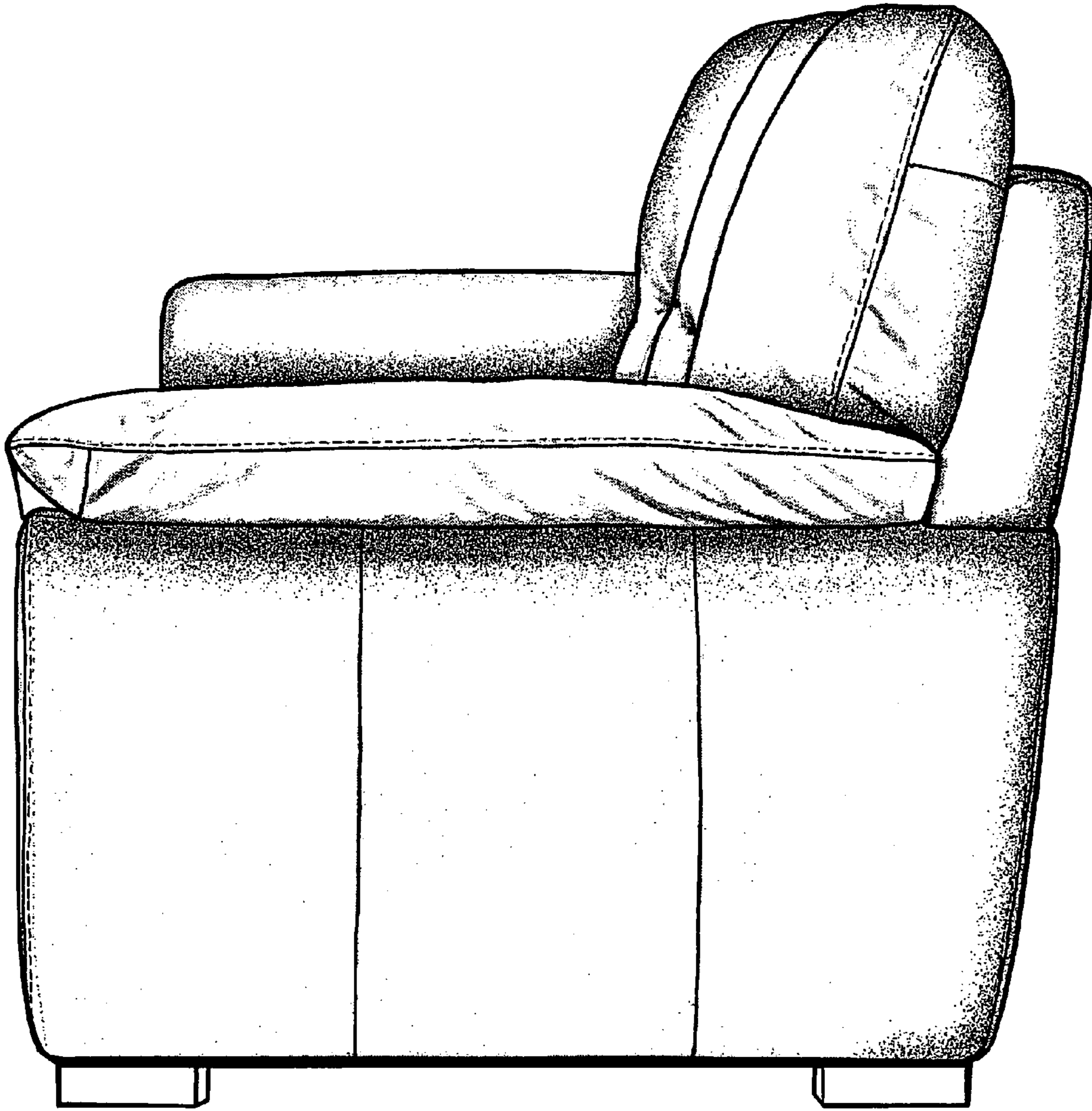


FIGURE 4

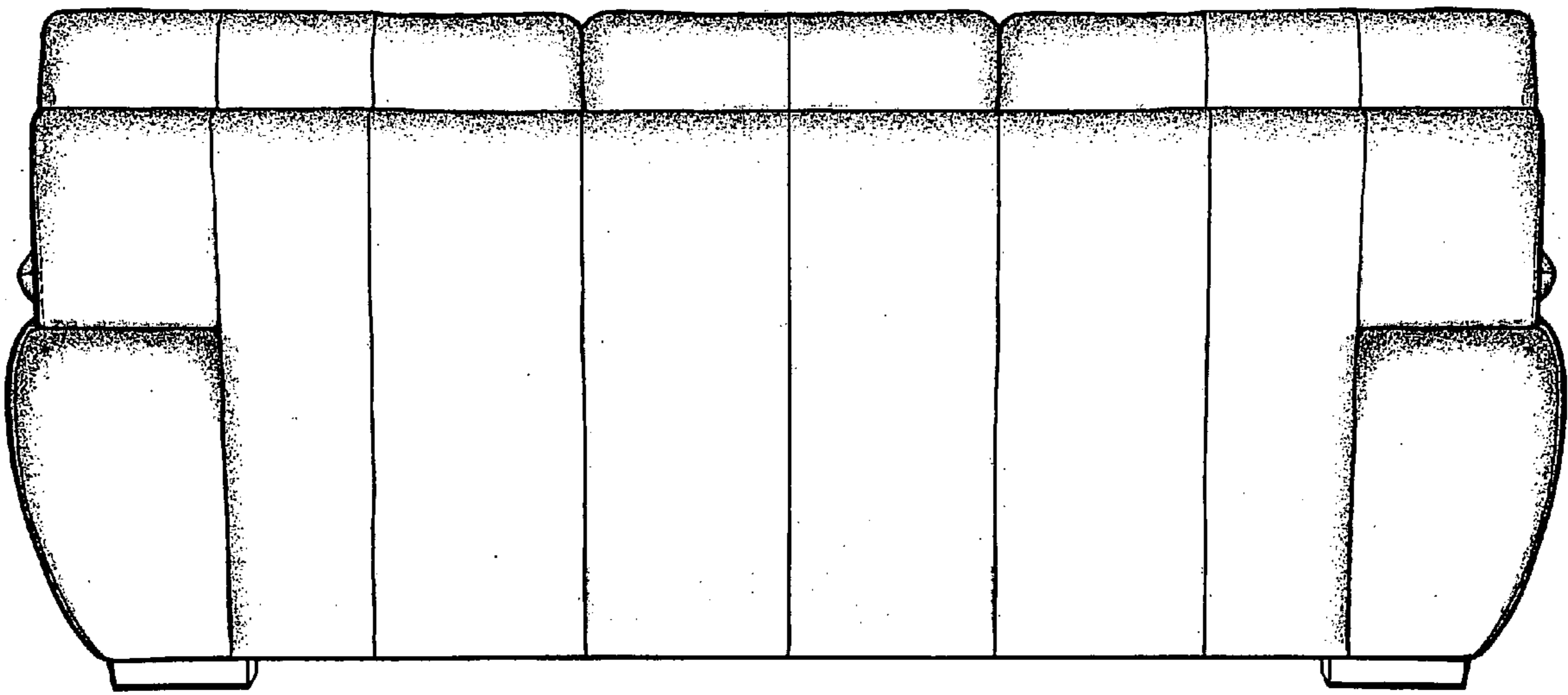


FIGURE 5






FIGURE 6