



US00D545585S

(12) **United States Design Patent**
Vanderminden, Sr.

(10) **Patent No.:** **US D545,585 S**

(45) **Date of Patent:** **** Jul. 3, 2007**

(54) **SLING CHAIR**

(75) **Inventor:** **Robert D. Vanderminden, Sr.,**
Granville, NY (US)

(73) **Assignee:** **Telescope Casual Furniture, Inc.,**
Granville, NY (US)

(**) **Term:** **14 Years**

(21) **Appl. No.:** **29/266,761**

(22) **Filed:** **Sep. 27, 2006**

(51) **LOC (8) Cl.** **06-01**

(52) **U.S. Cl.** **D6/375**

(58) **Field of Classification Search** D6/334-336,
D6/369, 371-373, 374, 375, 376, 379, 380,
D6/500-502; 297/445.1, 446.1, 447.4, 448.1,
297/452.13, 451.9

See application file for complete search history.

(56) **References Cited**

U.S. PATENT DOCUMENTS

- D341,266 S * 11/1993 Caldwell D6/379
- D378,253 S * 3/1997 Frinier D6/375
- D452,082 S * 12/2001 Puer D6/375
- D482,541 S * 11/2003 Puer D6/375
- D482,886 S * 12/2003 Varshney et al. D6/375

- D486,660 S * 2/2004 Tseng D6/376
- D497,491 S * 10/2004 Puer D6/376
- D502,332 S * 3/2005 Puer D6/376
- D511,629 S * 11/2005 Caldwell D6/375
- D525,444 S * 7/2006 Lowsky D6/375

* cited by examiner

Primary Examiner—Mimosa De

(74) *Attorney, Agent, or Firm*—Francis C. Hand; Carella,
Byrne, Bain

(57) **CLAIM**

The ornamental design of a sling chair, as shown and described.

DESCRIPTION

FIG. 1 illustrates a perspective front view of a sling chair in accordance with the invention;

FIG. 2 illustrates a front view of the sling chair of FIG. 1;

FIG. 3 illustrates a right-hand side view of the sling chair of FIG. 1 the left-hand side view of which is a mirror image;

FIG. 4 illustrates a rear view of the sling chair of FIG. 1;

FIG. 5 illustrates a top view of the sling chair of FIG. 1; and,

FIG. 6 illustrates a bottom of the sling chair of FIG. 1.

1 Claim, 6 Drawing Sheets

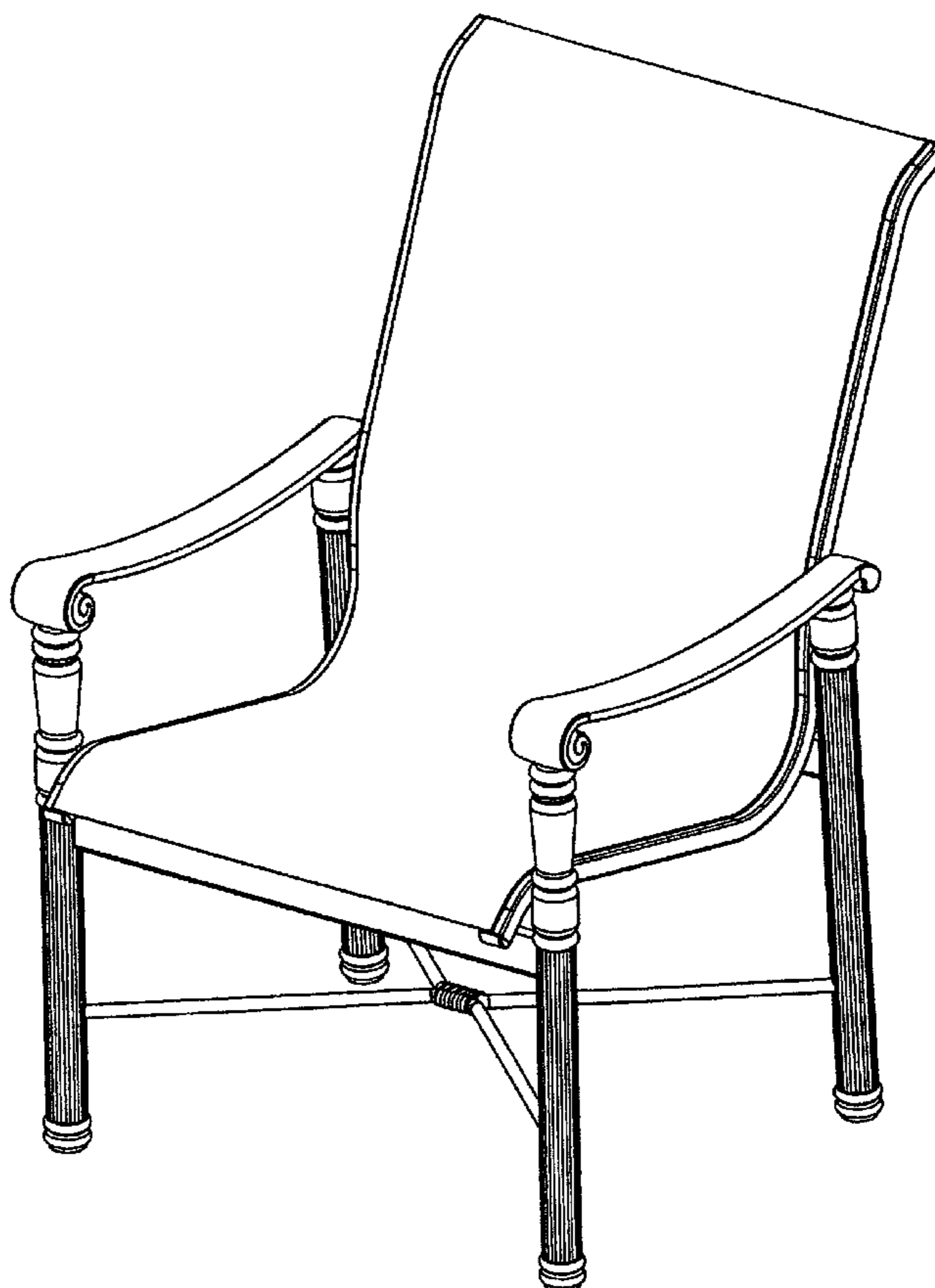


FIGURE 1

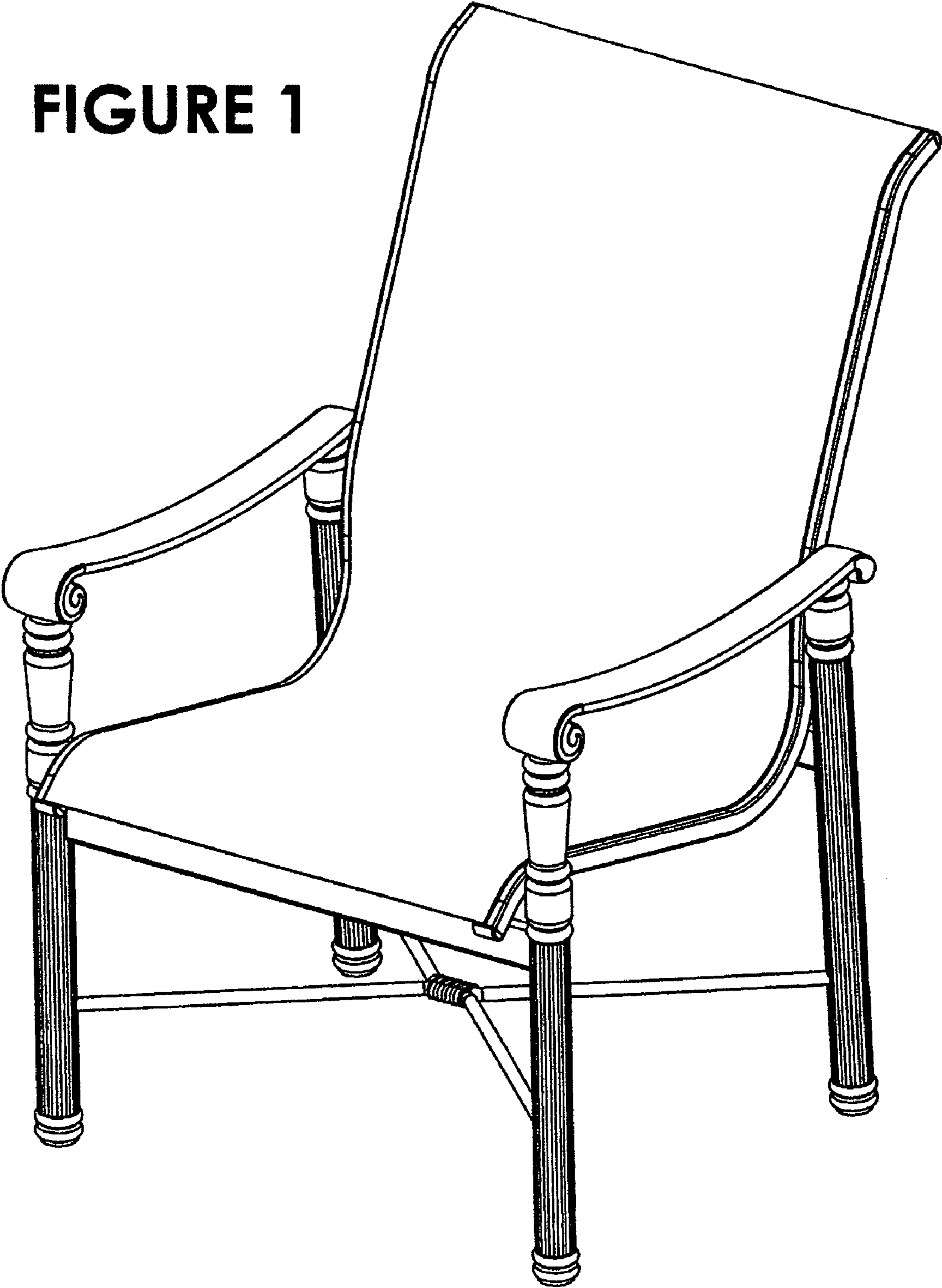


FIGURE 2

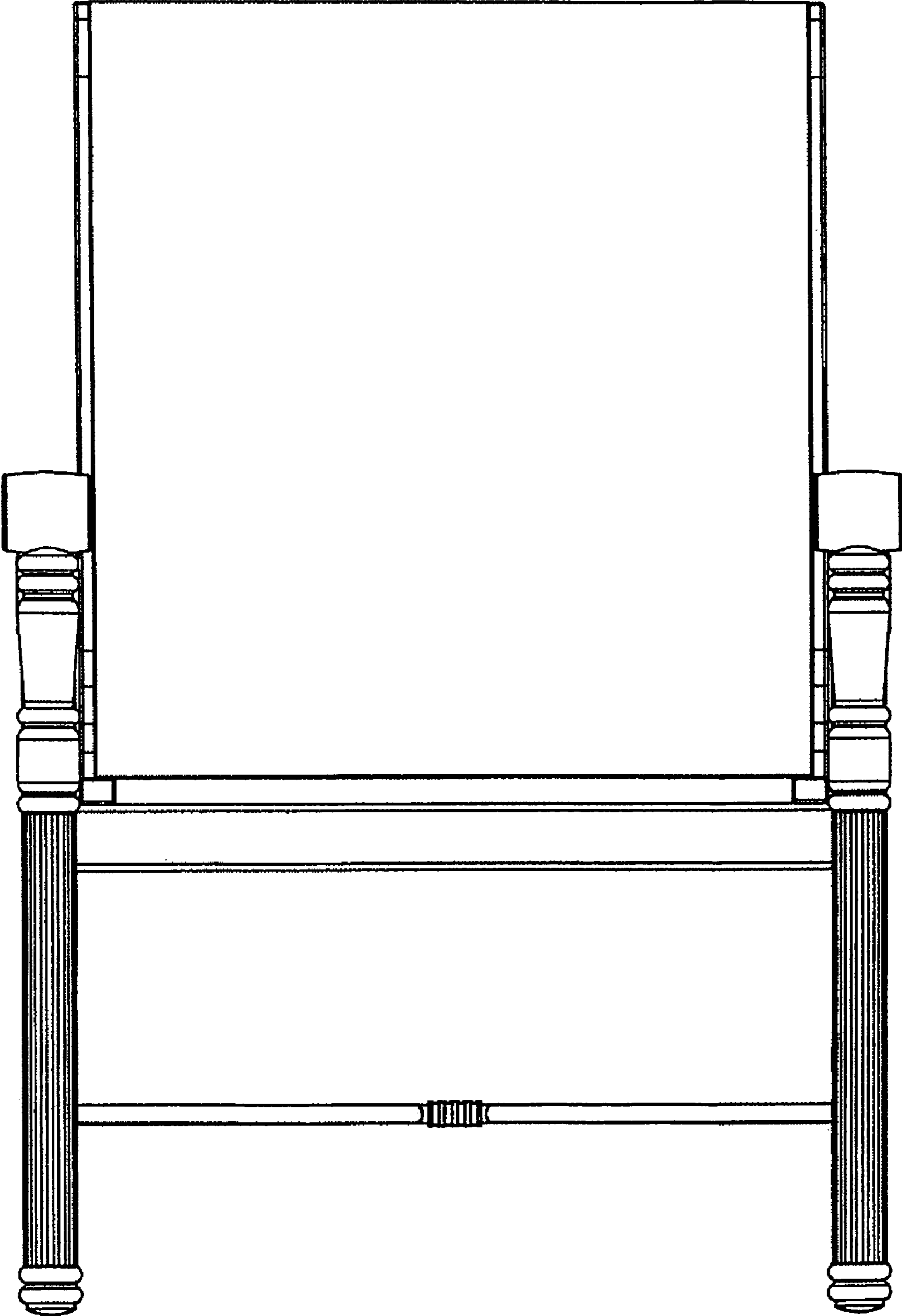


FIGURE 3

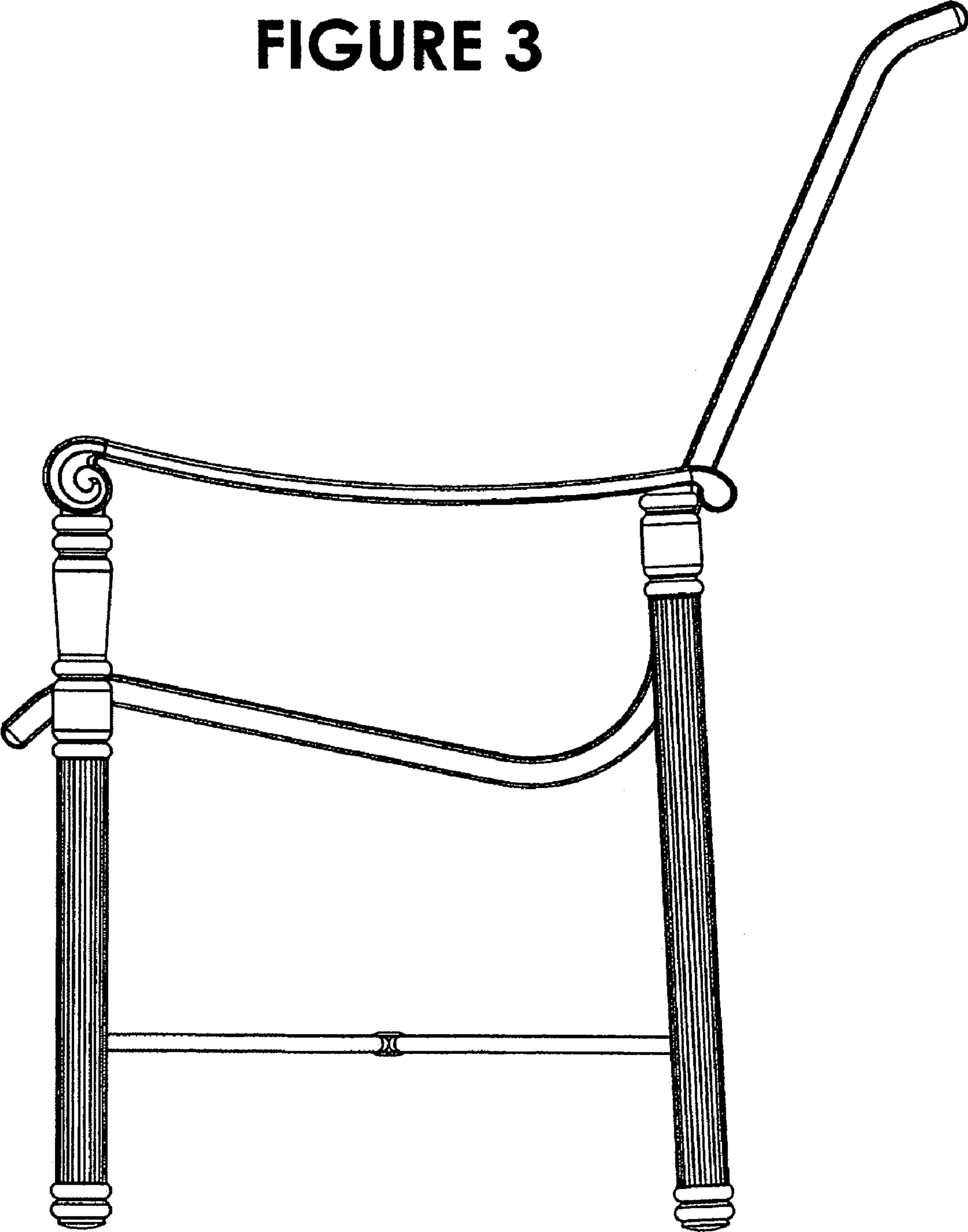


FIGURE 4




FIGURE 5

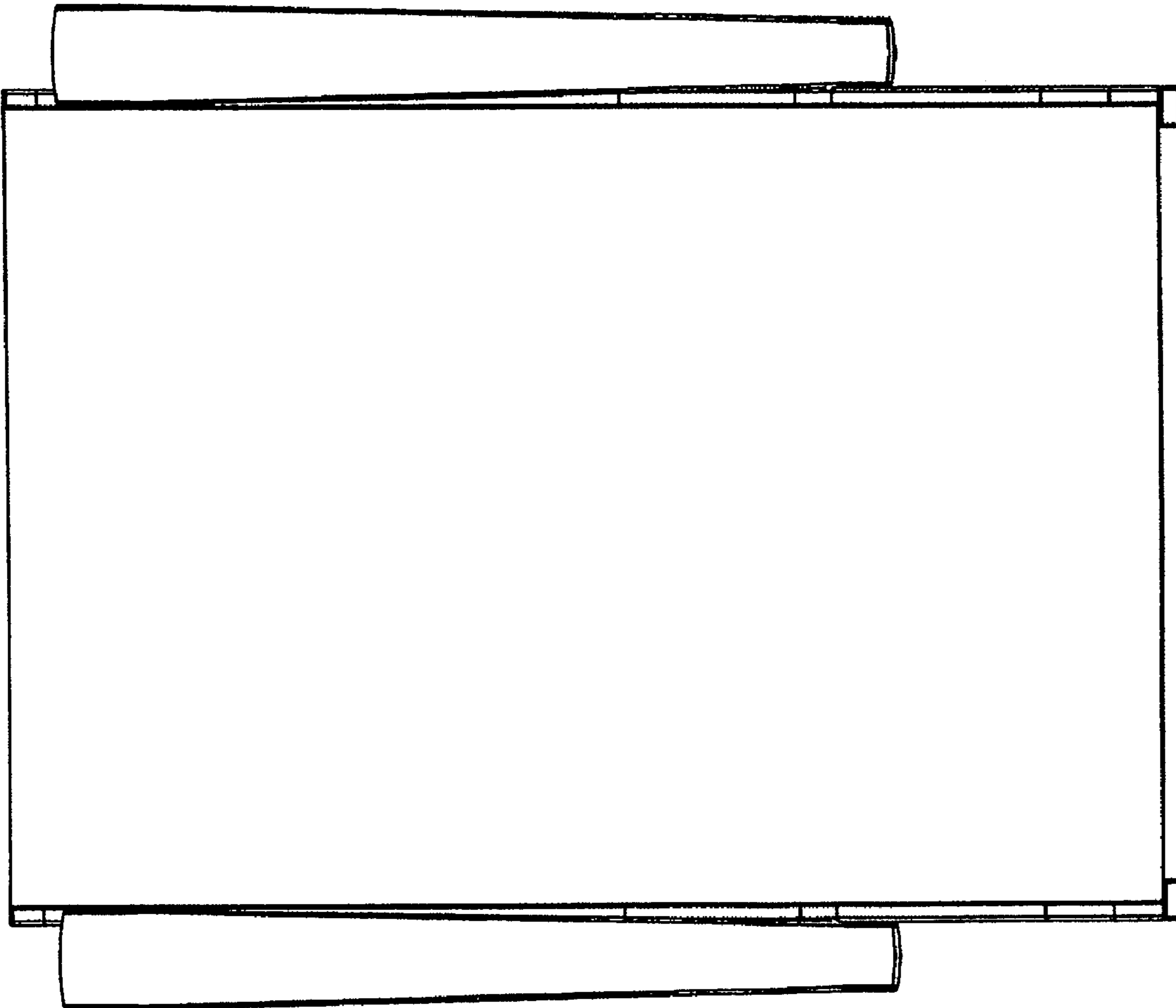


FIGURE 6

