



US00D545576S

(12) **United States Design Patent**
Grossman

(10) **Patent No.:** **US D545,576 S**

(45) **Date of Patent:** **** Jul. 3, 2007**

(54) **MIRROR**

2005/0009441 A1* 1/2005 Thomas 446/268

(76) Inventor: **Michael Grossman**, 13428 Maxella Ave. No. 311, Marina Del Rey, CA (US) 90292

* cited by examiner

Primary Examiner—Janice E. Seeger
Assistant Examiner—Sydney R. Buffalow
(74) *Attorney, Agent, or Firm*—Thomas I. Rozsa

(**) Term: **14 Years**

(21) Appl. No.: **29/261,836**

(57) **CLAIM**

(22) Filed: **Jun. 21, 2006**

The ornamental design for a mirror, as shown and described.

(51) **LOC (8) Cl.** **06-07**

DESCRIPTION

(52) **U.S. Cl.** **D6/303**

(58) **Field of Classification Search** D6/300–314,
D6/444; 40/700, 714, 739, 768; 446/268;
D2/766, 757, 756

FIG. 1 is a perspective view of the mirror, showing my design.

FIG. 2 is a front elevational view;

FIG. 3 is a rear elevational view;

FIG. 4 is a top plan view;

FIG. 5 is a bottom plan view;

FIG. 6 is a side elevational view when viewed from the right side; and,

FIG. 7 is a side elevational view when viewed from the left side.

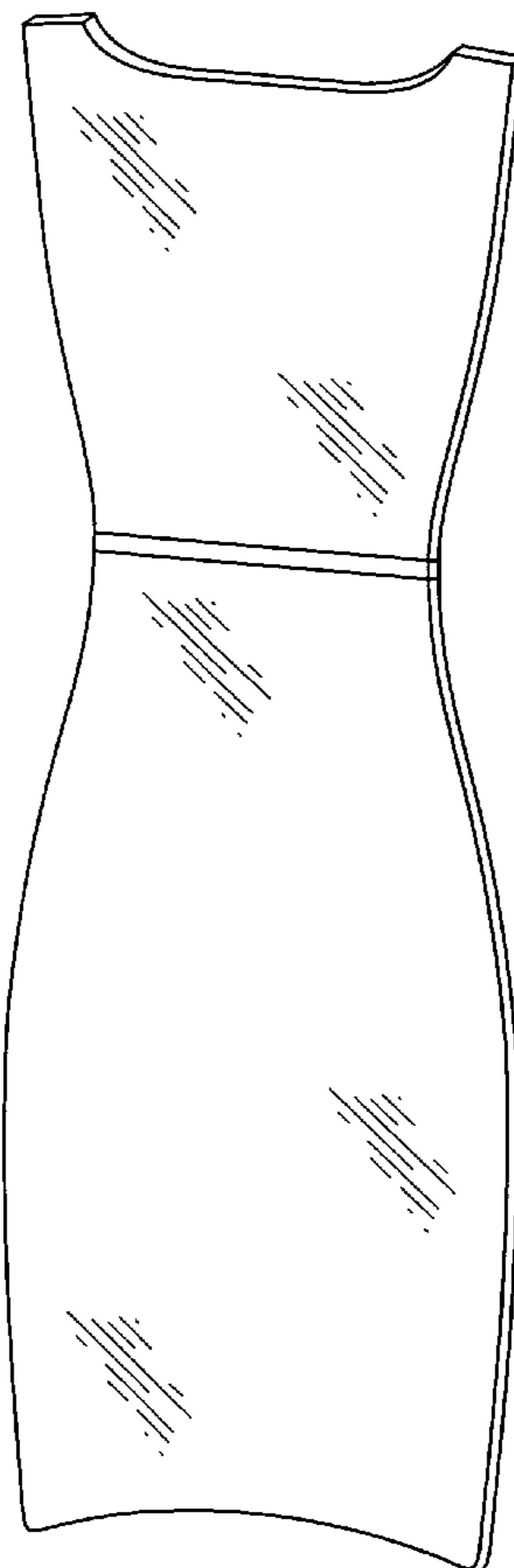
See application file for complete search history.

(56) **References Cited**

U.S. PATENT DOCUMENTS

D166,406 S *	4/1952	Minick	D6/305
D402,439 S *	12/1998	Marks	D2/757
D443,421 S *	6/2001	Johnson	D6/300
D454,245 S *	3/2002	Logan	D2/756
D459,057 S *	6/2002	Lavergne	D2/766
D460,863 S *	7/2002	Hoernig	D6/300

1 Claim, 4 Drawing Sheets



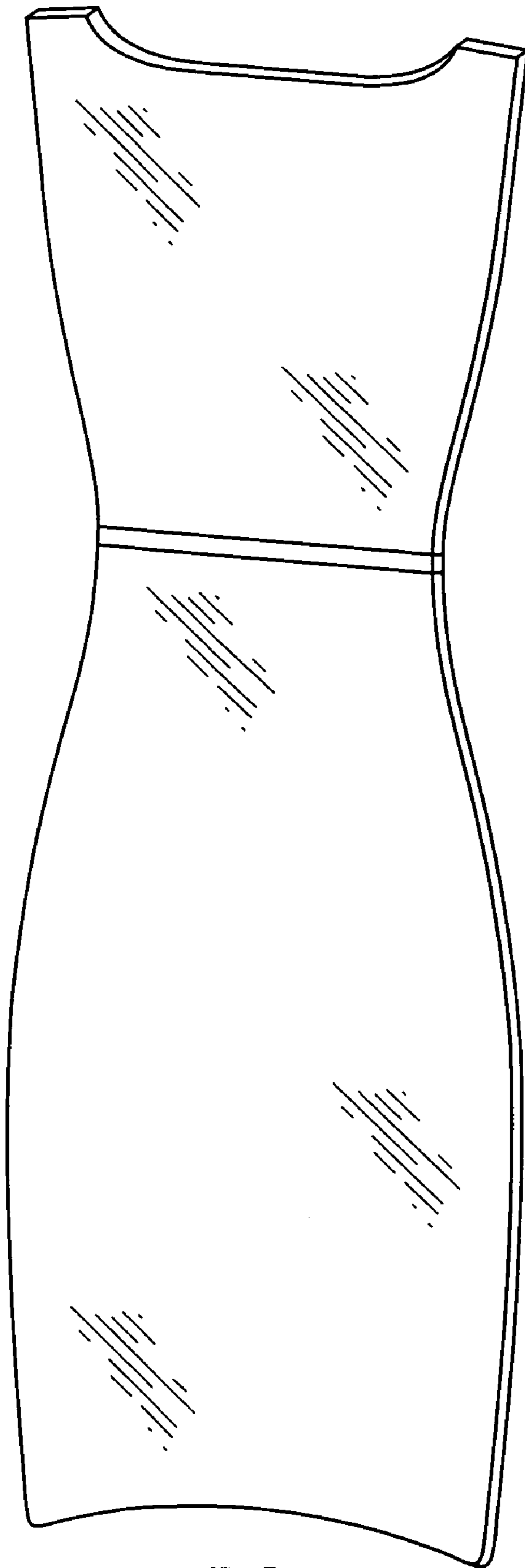


FIG. 1

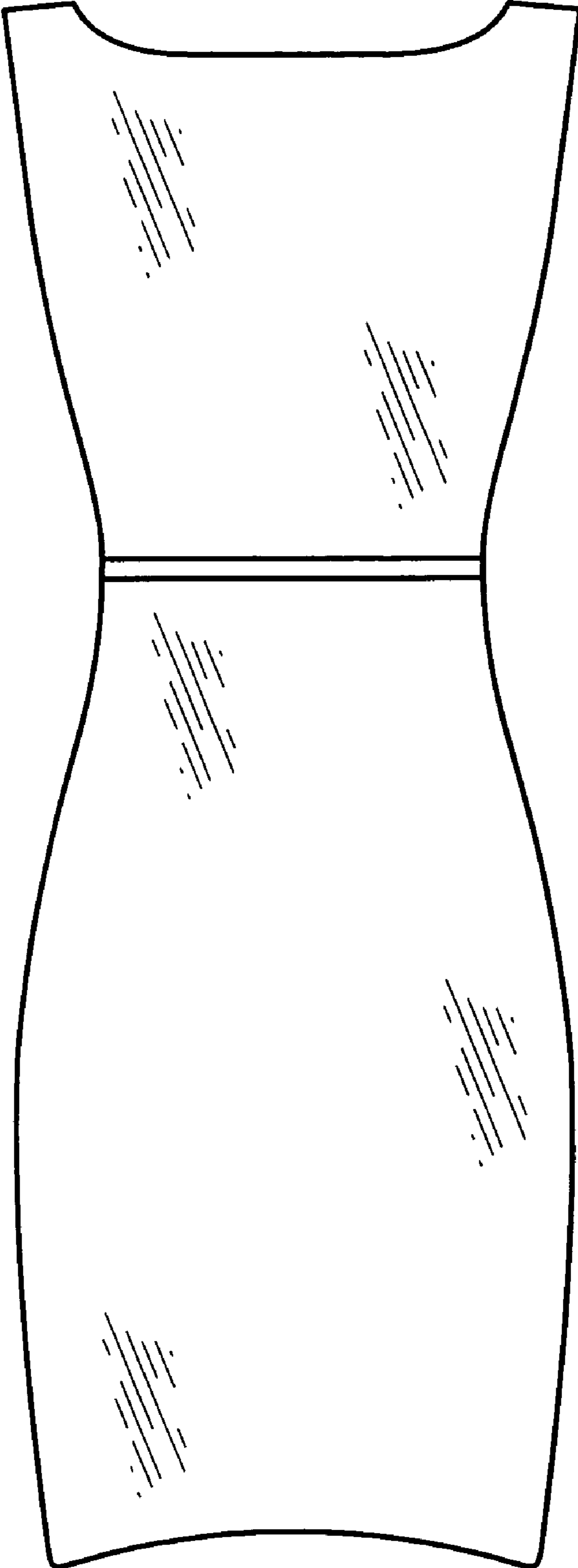


FIG. 2

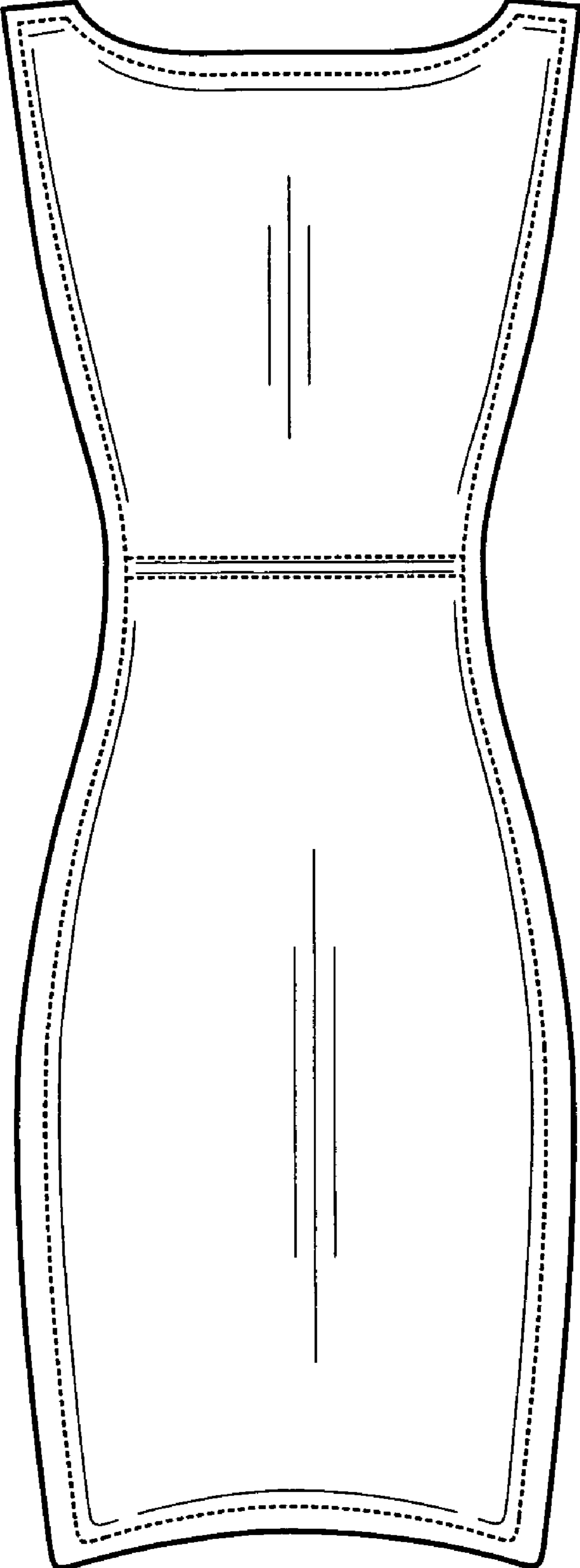


FIG. 3



FIG. 4



FIG. 5



FIG. 6



FIG. 7