



US00D545563S

(12) **United States Design Patent**  
**Margiotta**

(10) **Patent No.:** **US D545,563 S**

(45) **Date of Patent:** **\*\* Jul. 3, 2007**

(54) **PILL CASE**

(76) **Inventor:** **Lisa Jane Margiotta**, 108 Crofters Rd.,  
Woodbridge, Ontario (CA), L4L 7E3

(\*\*) **Term:** **14 Years**

(21) **Appl. No.:** **29/247,454**

(22) **Filed:** **Jun. 20, 2006**

(30) **Foreign Application Priority Data**

Apr. 25, 2006 (CA) ..... 115582

(51) **LOC (8) Cl.** ..... **03-01**

(52) **U.S. Cl.** ..... **D3/203.3**

(58) **Field of Classification Search** ..... D3/201,  
D3/205, 203.2, 203.3, 219, 239, 265, 294,  
D3/903, 736, 739; 206/5, 531-539, 459.1  
See application file for complete search history.

(56) **References Cited**

**U.S. PATENT DOCUMENTS**

|            |          |        |       |          |
|------------|----------|--------|-------|----------|
| D156,330 S | 12/1949  | Fields | ..... | D3/203.3 |
| D232,523 S | 8/1974   | Nudell | ..... | D3/203.3 |
| D246,508 S | 11/1977  | Nudell | ..... | D3/203.3 |
| D281,225 S | 11/1985  | Leman  | ..... | D3/203   |
| D349,238 S | * 8/1994 | Haber  | ..... | D3/203.2 |
| D427,060 S | 6/2000   | Lluch  | ..... | D3/203.2 |
| D458,837 S | * 6/2002 | Cragie | ..... | D3/203.2 |

|            |   |         |               |       |          |
|------------|---|---------|---------------|-------|----------|
| D462,512 S | * | 9/2002  | Wolf          | ..... | D3/205   |
| D463,101 S |   | 9/2002  | Gardner       | ..... | D3/203   |
| D473,372 S |   | 4/2003  | Weitzman      | ..... | D3/203   |
| D481,532 S | * | 11/2003 | Sayers et al. | ..... | D3/203.1 |
| D497,103 S | * | 10/2004 | Malloy et al. | ..... | D3/203.2 |
| D497,246 S | * | 10/2004 | Darst         | ..... | D3/203.2 |

\* cited by examiner

*Primary Examiner*—Catherine R. Oliver

(74) *Attorney, Agent, or Firm*—Standley Law Group LLP

(57) **CLAIM**

The ornamental design for a pill case, as shown and described.

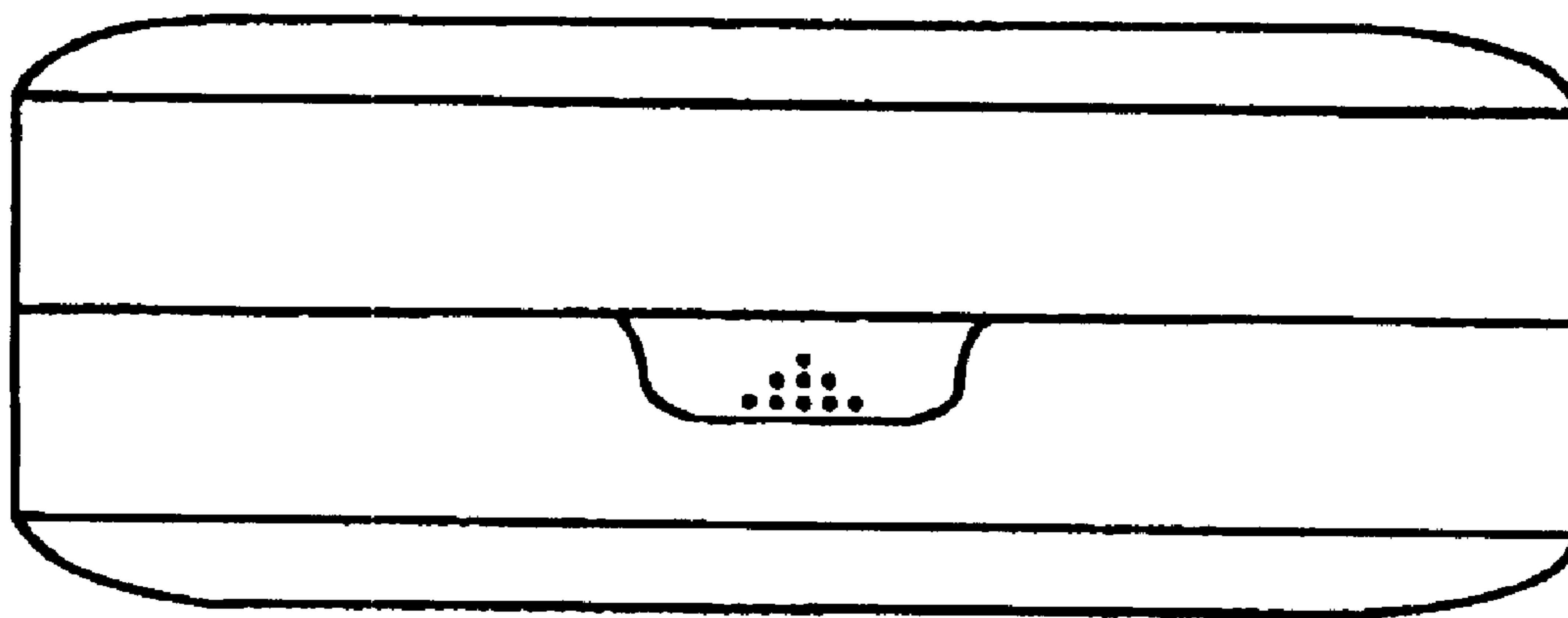
**DESCRIPTION**

FIG. 1 is a front elevation view of the pill case, showing my new design, in a closed position, the rear elevation view being a mirror image thereof, but without the latch means; FIG. 2 is a right side elevation view, also in the closed position, the left side elevation view being a mirror image thereof;

FIG. 3 is a top plan view, again in the closed position, the bottom plan view being a mirror image thereof; and,

FIG. 4 is a front perspective view of the pill case, in an open position with interior compartment doors shown in an open position.

**1 Claim, 1 Drawing Sheet**



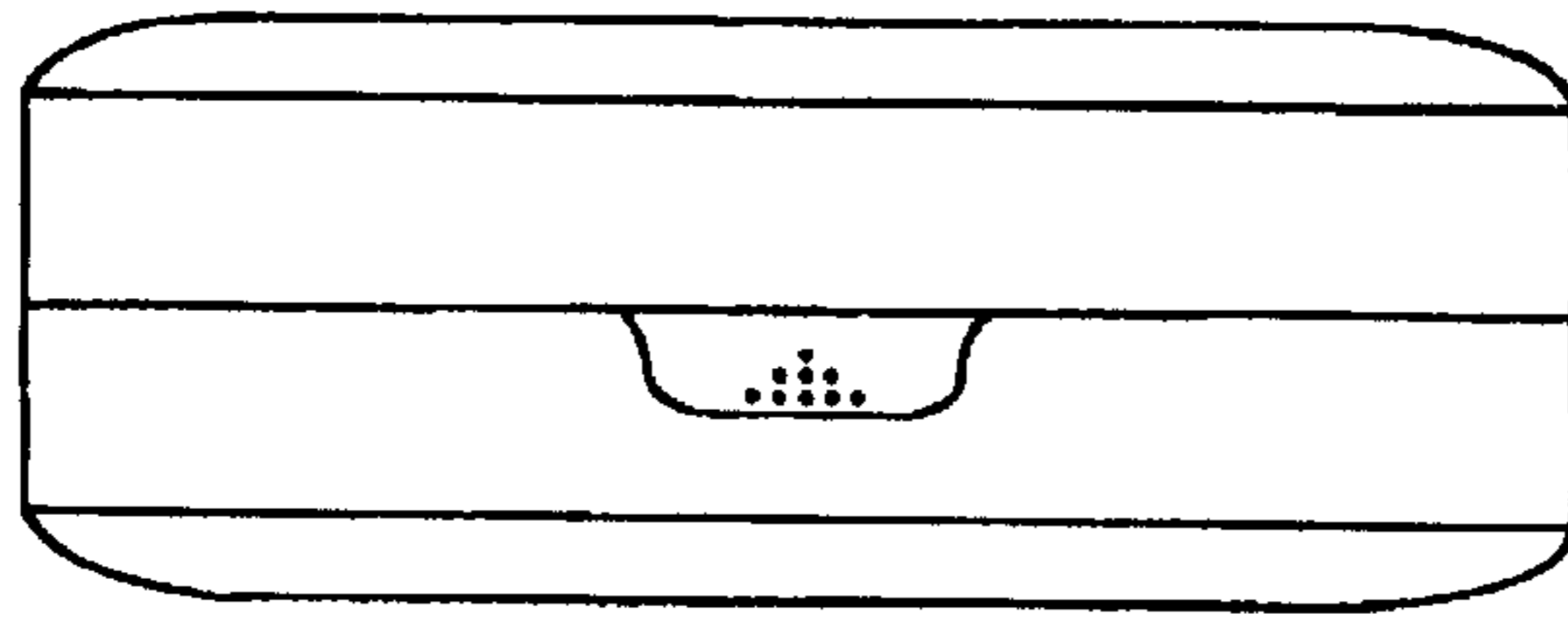


FIG. 1

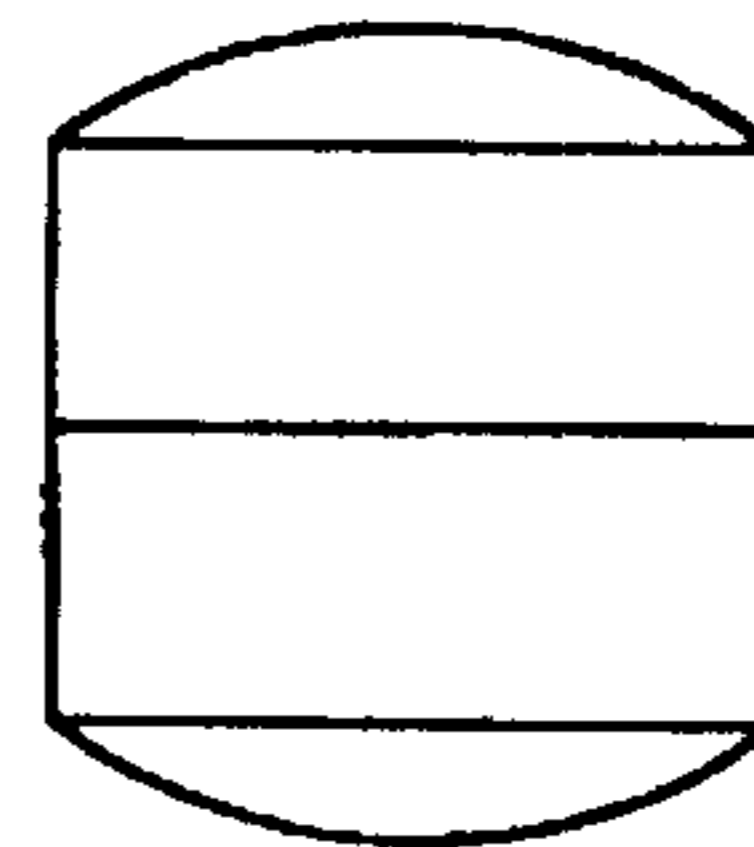


FIG. 2




FIG. 3

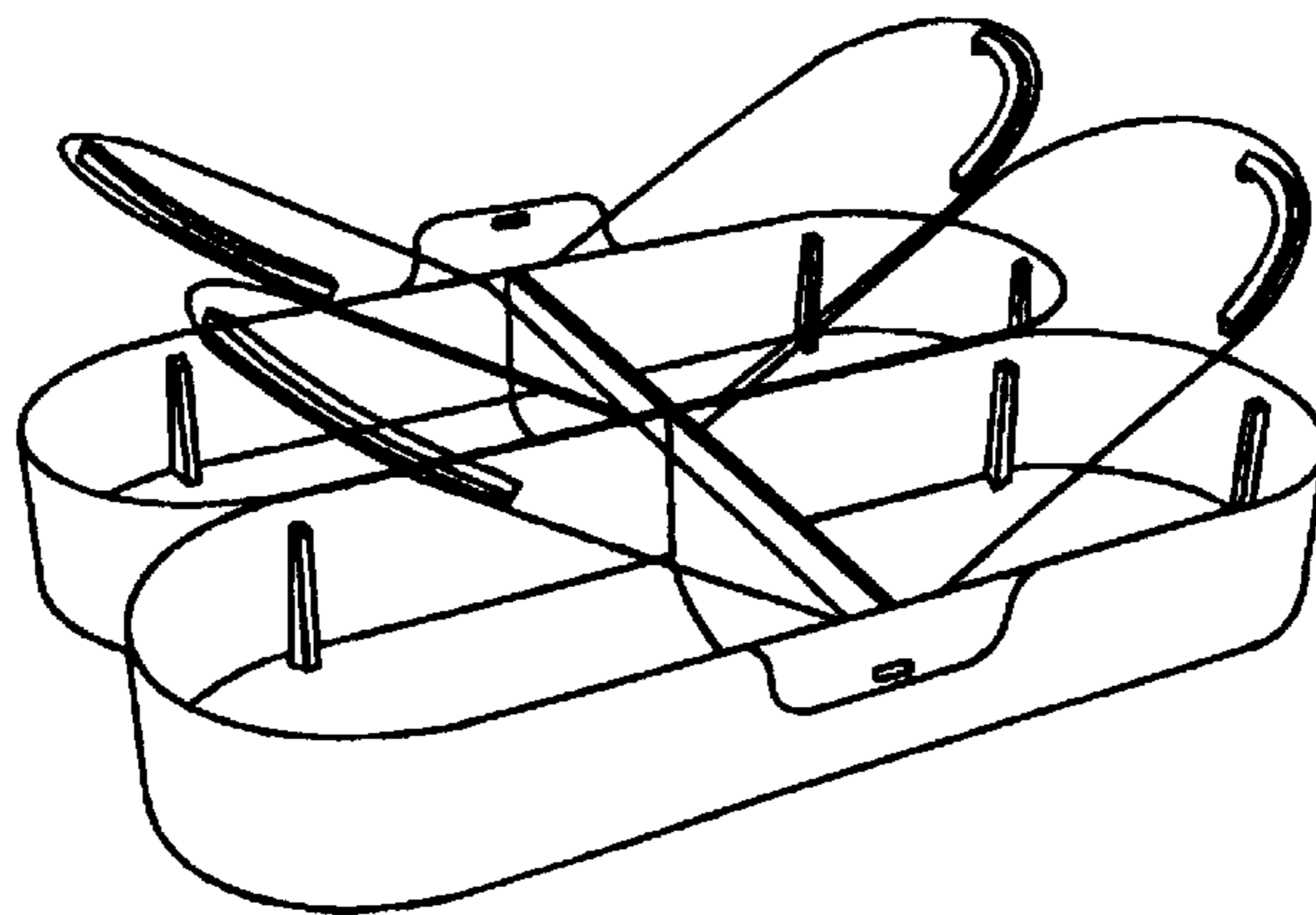


FIG. 4