

US00D545557S

(12) **United States Design Patent**
Caine

(10) **Patent No.:** **US D545,557 S**

(45) **Date of Patent:** **** Jul. 3, 2007**

(54) **PORTION OF A SHOE UPPER**

(75) Inventor: **Andrew Caine**, Portland, OR (US)

(73) Assignee: **Nike, Inc.**, Beaverton, OR (US)

(**) Term: **14 Years**

(21) Appl. No.: **29/276,397**

(22) Filed: **Jan. 24, 2007**

(51) **LOC (8) Cl.** **02-99**

(52) **U.S. Cl.** **D2/972**

(58) **Field of Classification Search** D2/902,
D2/906-908, 943, 944, 969, 972-974; 36/45,
36/50.1, 77 M, 77 R, 83, 88, 113, 114, 126-131
See application file for complete search history.

(56) **References Cited**

U.S. PATENT DOCUMENTS

D364,498 S	11/1995	Teague	
D374,551 S	10/1996	Hatfield	
D383,596 S	9/1997	Hatfield	
D384,800 S	10/1997	Rusk	
D391,068 S	2/1998	Aveni et al.	
D392,456 S	3/1998	Yun	
D404,554 S	1/1999	Kelchak	
D409,366 S	5/1999	Duggan	
D425,694 S	5/2000	Fogg	
D429,876 S	8/2000	Vestuti	
D438,697 S	3/2001	Matis et al.	
D452,369 S	12/2001	Roulo	
D457,296 S	5/2002	Burt	
D484,300 S *	12/2003	Smith	D2/972
D499,250 S *	12/2004	Smith	D2/972
D499,875 S *	12/2004	Lozano	D2/972
D511,608 S	11/2005	Carnes	
D515,302 S	2/2006	Gillespie	
D517,300 S	3/2006	Carr et al.	
D523,618 S *	6/2006	Hlavacs	D2/972

D526,772 S *	8/2006	Cass	D2/972
D528,278 S	9/2006	Hui	
D528,764 S *	9/2006	Clancy	D2/972
D528,766 S *	9/2006	Savage	D2/972
D529,273 S	10/2006	Lotti	
D529,708 S *	10/2006	Caine	D2/972
D530,074 S *	10/2006	Caine	D2/972
D531,398 S *	11/2006	Petrie	D2/973
D532,590 S	11/2006	Belley et al.	
D532,964 S *	12/2006	Kuerbis	D2/972
D532,965 S	12/2006	Huthmaker	
D534,343 S *	1/2007	Rasmussen	D2/972

OTHER PUBLICATIONS

Nike Footwear Catalog Spring 1992, published May 1991, p. M8.

(Continued)

Primary Examiner—Dominic Simone

(74) *Attorney, Agent, or Firm*—Banner & Witcoff, Ltd.

(57) **CLAIM**

The ornamental design for a portion of a shoe upper, as shown and described.

DESCRIPTION

FIG. 1 is a front perspective view of a portion of a shoe upper showing my new design;



FIG. 2 is a rear perspective view thereof;

FIG. 3 is a side elevational view thereof; and,

FIG. 4 is a top view thereof.

The uneven broken lines immediately adjacent to the shaded areas represent unclaimed boundaries of the design. The broken line showing of the two circular elements and a trademark within the claimed region and the remainder of the shoe is for illustrative purposes only and forms no part of the claimed design.

1 Claim, 4 Drawing Sheets



OTHER PUBLICATIONS

Nike Footwear Catalog Spring 1996, published Jun. 1995, p. M8.
Nike Footwear Catalog Fall 1997, published Dec. 1996, p. M8.
Nike Footwear Catalog Fall 1998, published Dec. 1997, p. M21.
Nike Footwear Catalog Holiday 2000, published Mar. 2000, pp.
W15 and W17.
Nike Footwear Catalog Fall 2003, published Nov. 2002, p. W18.

Nike Footwear Catalog Spring 2006, published Jun. 2005, pp. W143
and B189.

Nike Footwear Catalog Fall 2006, published Nov. 2005, pp. M67
and W137.

Nike Footwear Catalog Holiday 2006, published Mar. 2006, p.
W106.

* cited by examiner

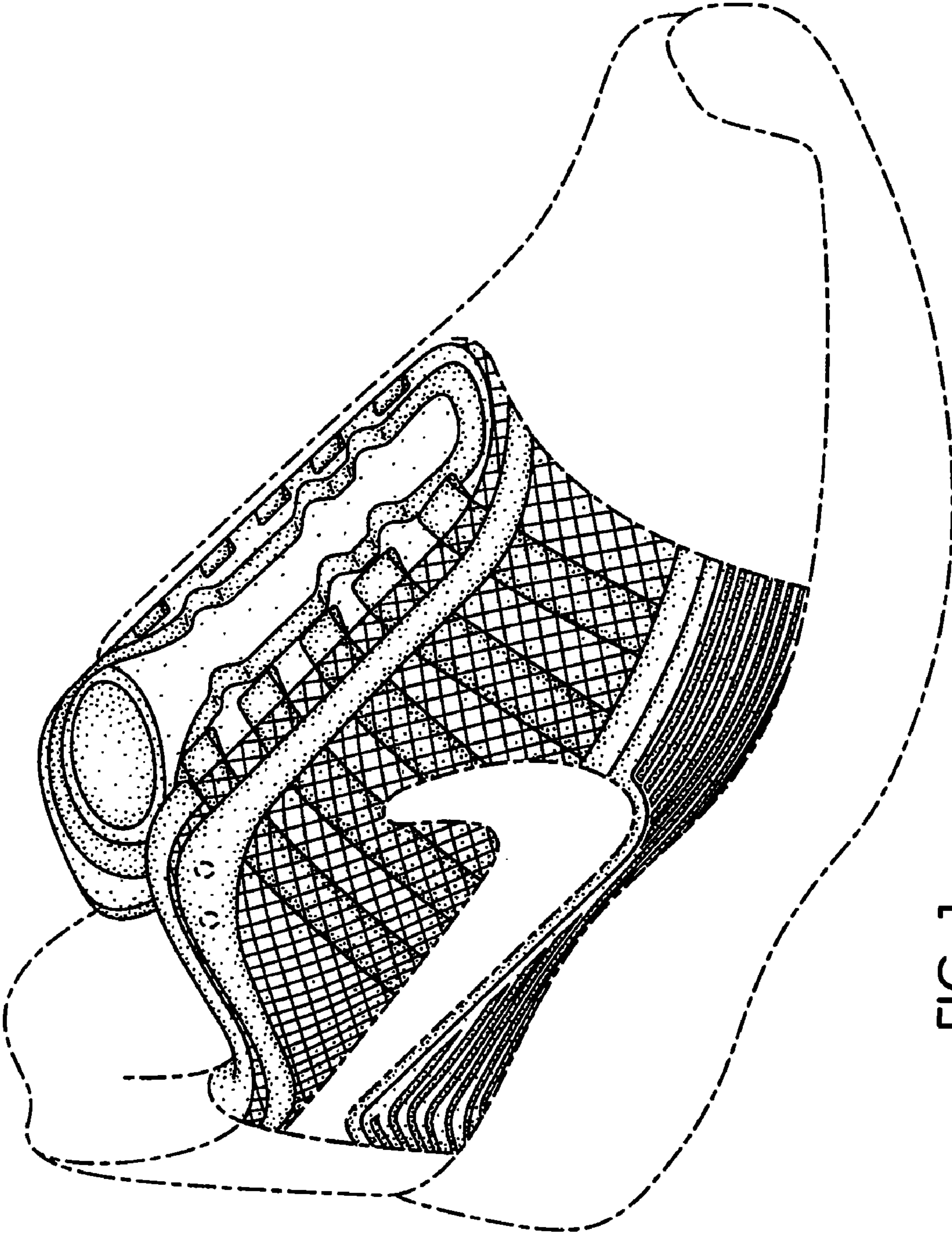


FIG. 1

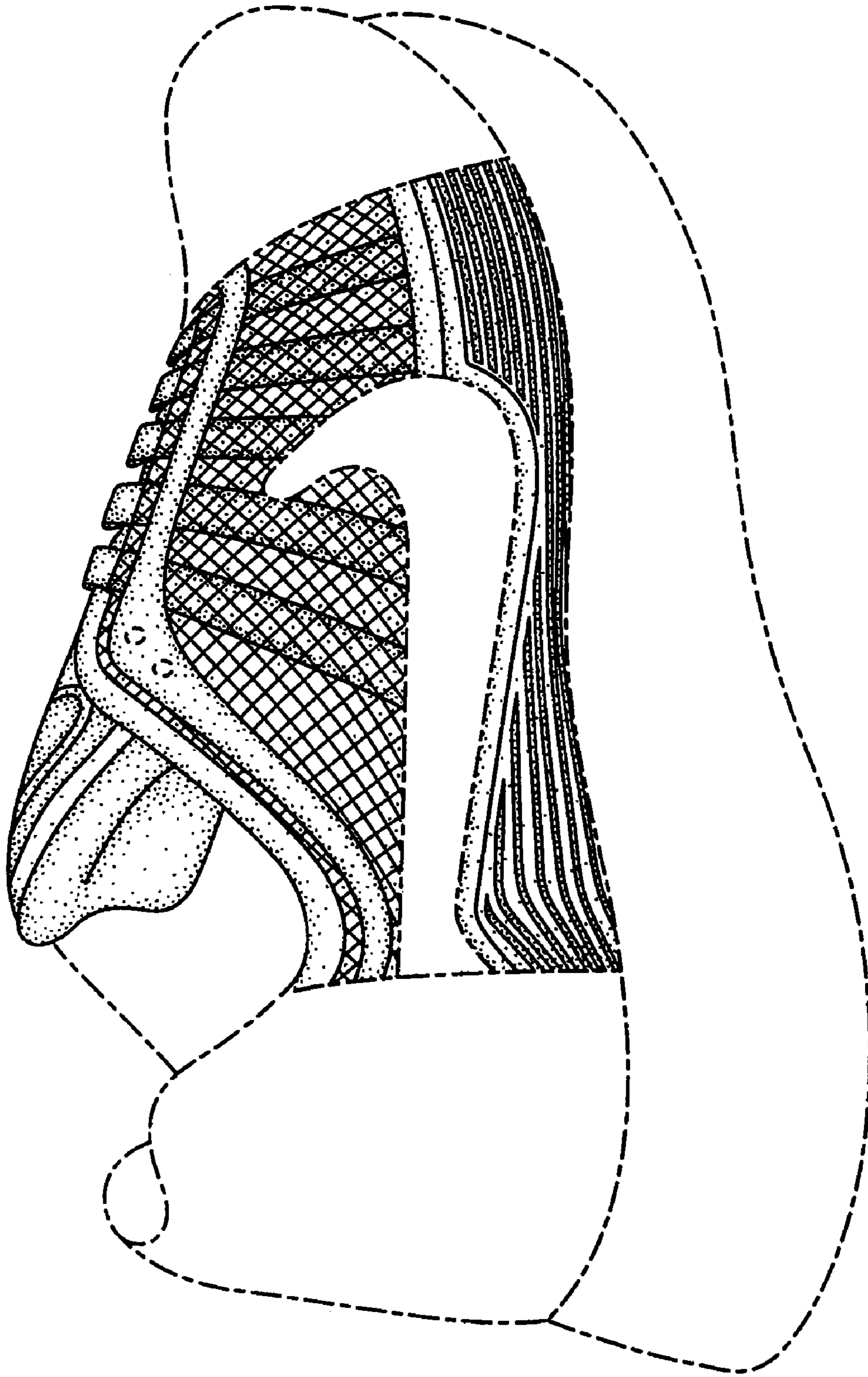


FIG. 2

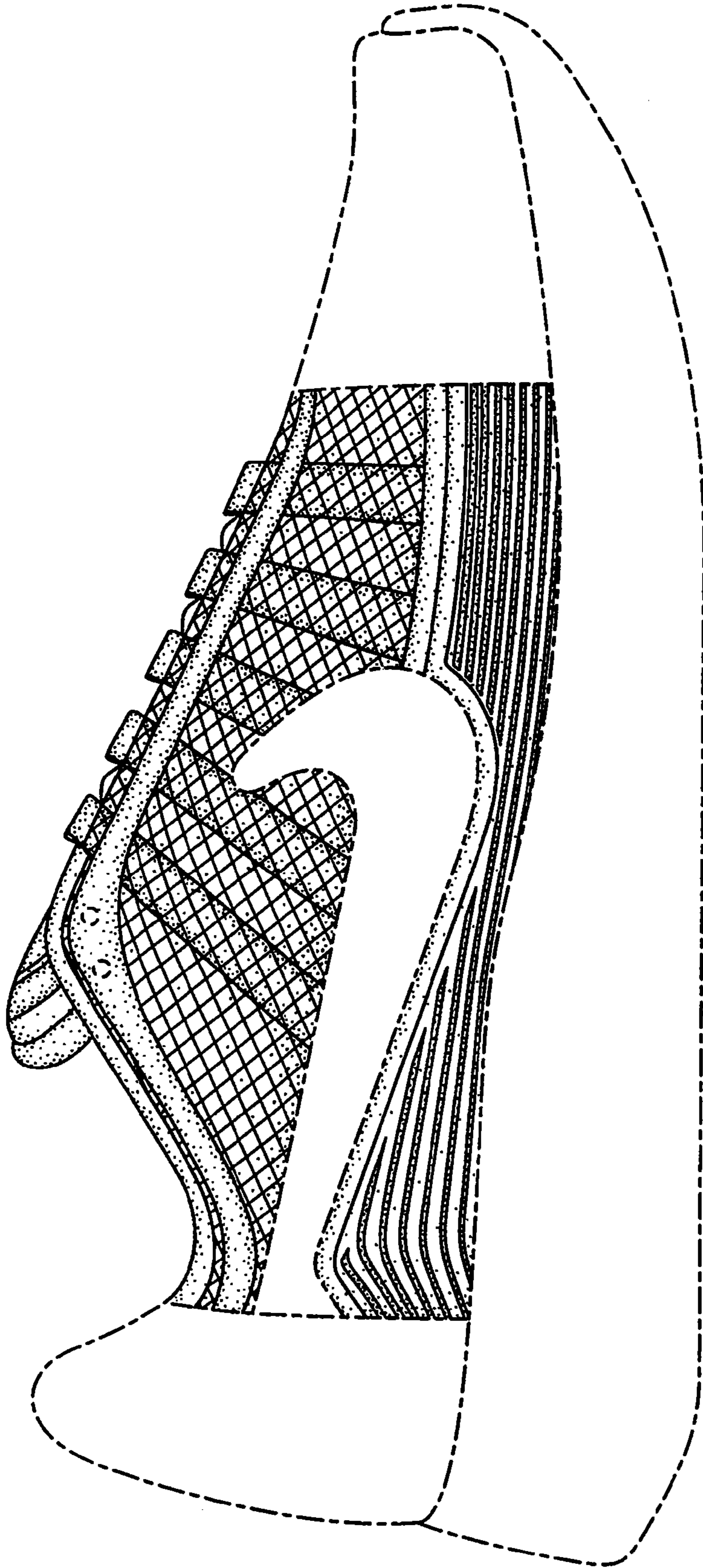


FIG. 3

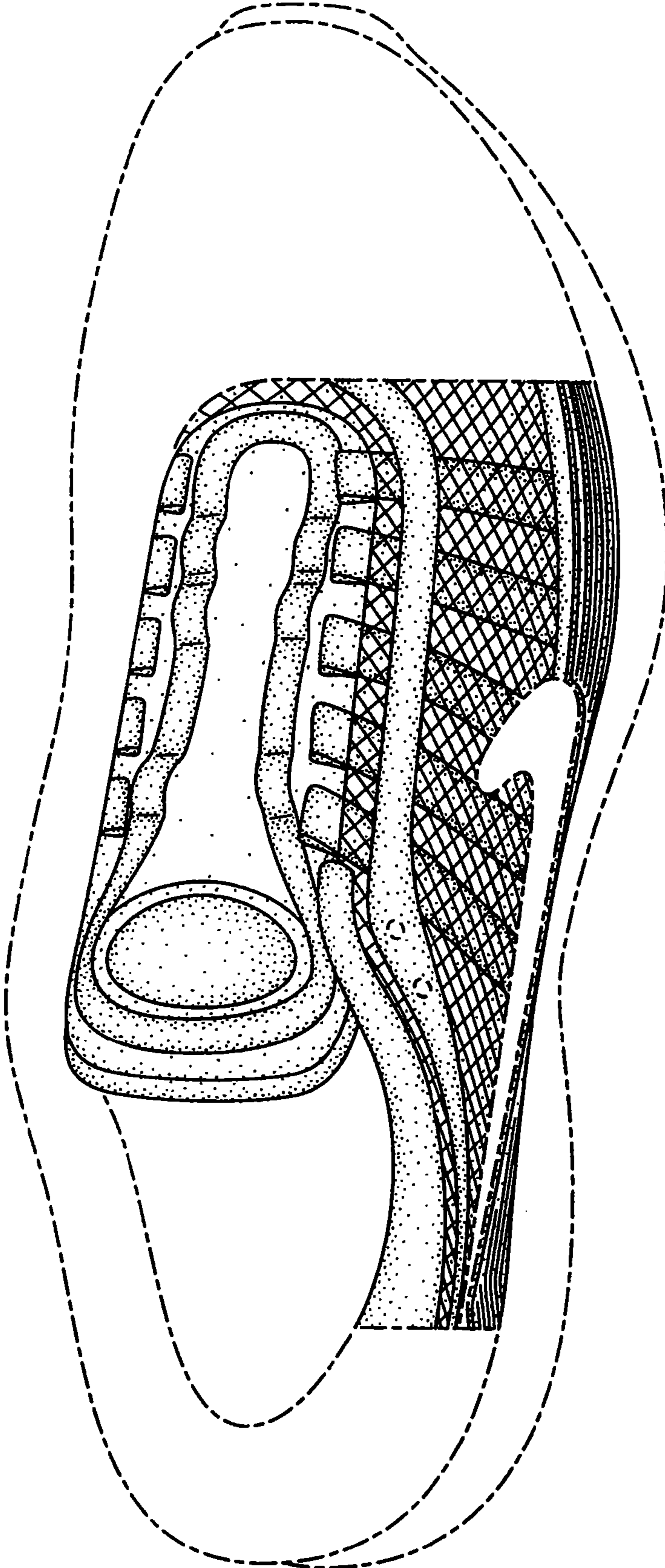


FIG. 4