

US00D545554S

(12) **United States Design Patent**
Shaffer

(10) **Patent No.:** **US D545,554 S**

(45) **Date of Patent:** **** Jul. 3, 2007**

(54) **PORTION OF A SHOE UPPER**

(75) Inventor: **Benjamin A. Shaffer**, Beaverton, OR (US)

(73) Assignee: **Nike, Inc.**, Beaverton, OR (US)

(**) Term: **14 Years**

(21) Appl. No.: **29/272,093**

(22) Filed: **Feb. 1, 2007**

(51) **LOC (8) Cl.** **02-99**

(52) **U.S. Cl.** **D2/972**

(58) **Field of Classification Search** D2/902,
D2/906-908, 943, 944, 969, 972-974; 36/45,
36/50.1, 77 M, 77 R, 83, 88, 113, 114, 126-131
See application file for complete search history.

(56) **References Cited**

U.S. PATENT DOCUMENTS

D90,200 S	6/1933	Miller	
D114,918 S	5/1939	Cairns	
2,548,753 A	4/1951	Tranefors	
3,543,420 A	12/1970	Dassler	
D255,059 S *	5/1980	Riley	D2/908
D273,438 S	4/1984	Gamm	
4,578,882 A	4/1986	Talarico, II	
4,620,376 A	11/1986	Talarico, II	
D296,836 S	7/1988	Brown et al.	
D301,183 S	5/1989	Duclos	
D301,388 S *	6/1989	Miller et al.	D2/969
5,014,449 A	5/1991	Richard et al.	
D394,144 S *	5/1998	Parmar	D2/969
D398,758 S	9/1998	Hlavacs	
D413,718 S *	9/1999	Lupo	D2/972
D427,760 S	7/2000	Holmes	
D476,146 S *	6/2003	Hlavacs	D2/972
D485,428 S	1/2004	Koo	
D487,339 S	3/2004	Laberge	
6,701,644 B2	3/2004	Oorei et al.	
D488,917 S	4/2004	Koo	
D490,221 S	5/2004	Edauw	
D500,586 S	1/2005	Wozniak	
D501,076 S	1/2005	Fogg	

D504,219 S *	4/2005	Morris	D2/972
D514,799 S	2/2006	Link	
D516,289 S	3/2006	Hlavacs	
D521,223 S *	5/2006	Costantini	D2/972
D525,774 S	8/2006	Chang	
D526,773 S *	8/2006	Caine	D2/972
D528,282 S *	9/2006	Lee	D2/972
D529,277 S	10/2006	Roulo	
D532,594 S *	11/2006	Mermet	D2/972
D533,988 S *	12/2006	Minami	D2/972

OTHER PUBLICATIONS

Nike Footwear Catalog (SP 99), p. M52, published Jun. 1998, Beaverton, Oregon, U.S.A.

(Continued)

Primary Examiner—Dominic Simone

(74) *Attorney, Agent, or Firm*—TraskBritt, P.C.

(57) **CLAIM**

The ornamental design for a portion of a shoe upper, as shown and described.

DESCRIPTION

FIG. 1 is a perspective view of a portion of a shoe upper showing my new design;

FIG. 2 is a side of the portion of a shoe upper shown in FIG. 1;

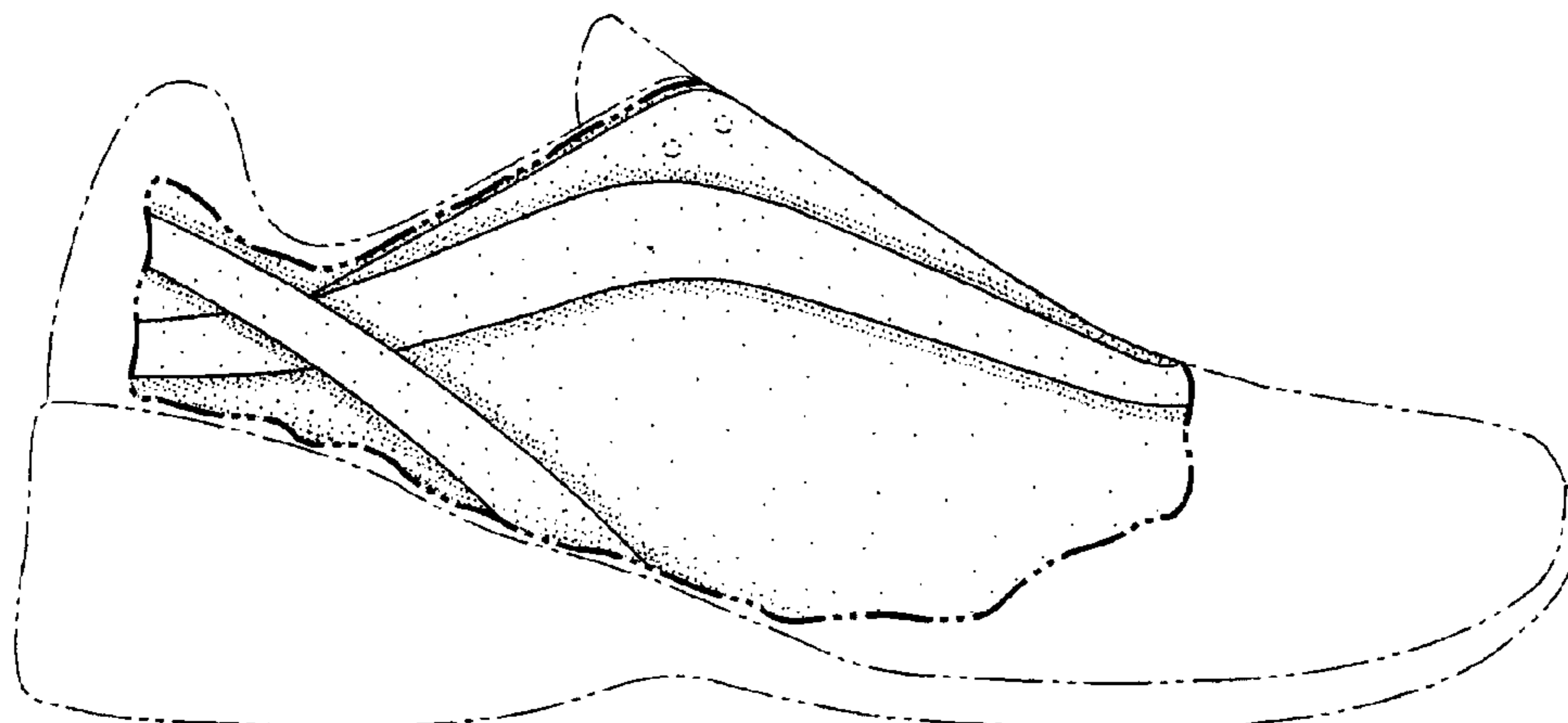
FIG. 3 is a front view of the portion of a shoe upper shown in FIG. 1;

FIG. 4 is a rear view of the portion of a shoe upper shown in FIG. 1; and,

FIG. 5 is a top view of the portion of a shoe upper shown in FIG. 1.

The uneven broken line immediately adjacent to the shaded area represents the bounds of the claimed design. All other uneven broken lines represent the remaining portion of the shoe. The uneven broken line representations in FIGS. 1-5 are for illustrative purposes only and form no part of the claimed design.

1 Claim, 2 Drawing Sheets



OTHER PUBLICATIONS

Nike Footwear Catalog (LS 02), pp. 23, 103, published Sep. 2001, Beaverton, Oregon, U.S.A.
Nike Footwear Catalog (SP 03), p. 39, published Jun. 2002, Beaverton, Oregon, U.S.A.
Nike Footwear Catalog (FA 03), p. 13, published Nov. 2002, Beaverton, Oregon, U.S.A.
Nike Footwear Catalog (LS 04), p. 14, published Sep. 2003, Beaverton, Oregon, U.S.A.
Nike Footwear Catalog (LS 05), p. 12, published Sep. 2004, Beaverton, Oregon, U.S.A.

Nike Footwear Catalog (HO 05), pp. 86, 115, 131, published Mar. 2005, Beaverton, Oregon, U.S.A.
Nike Footwear Catalog (SP 06), pp. 25, 35, published Jun. 2005, Beaverton, Oregon, U.S.A.
Nike Footwear Catalog (HO 06), pp. 125, 216, published Mar. 2006, Beaverton, Oregon, U.S.A.
Nike Footwear Catalog (SU 07), pp. 37, 46, 48, 87, 139, 144, published Sep. 2006, Beaverton, Oregon, U.S.A.
Nike Footwear Catalog (FA 07), pp. 15, 166, published Nov. 2006, Beaverton, Oregon, U.S.A.

* cited by examiner

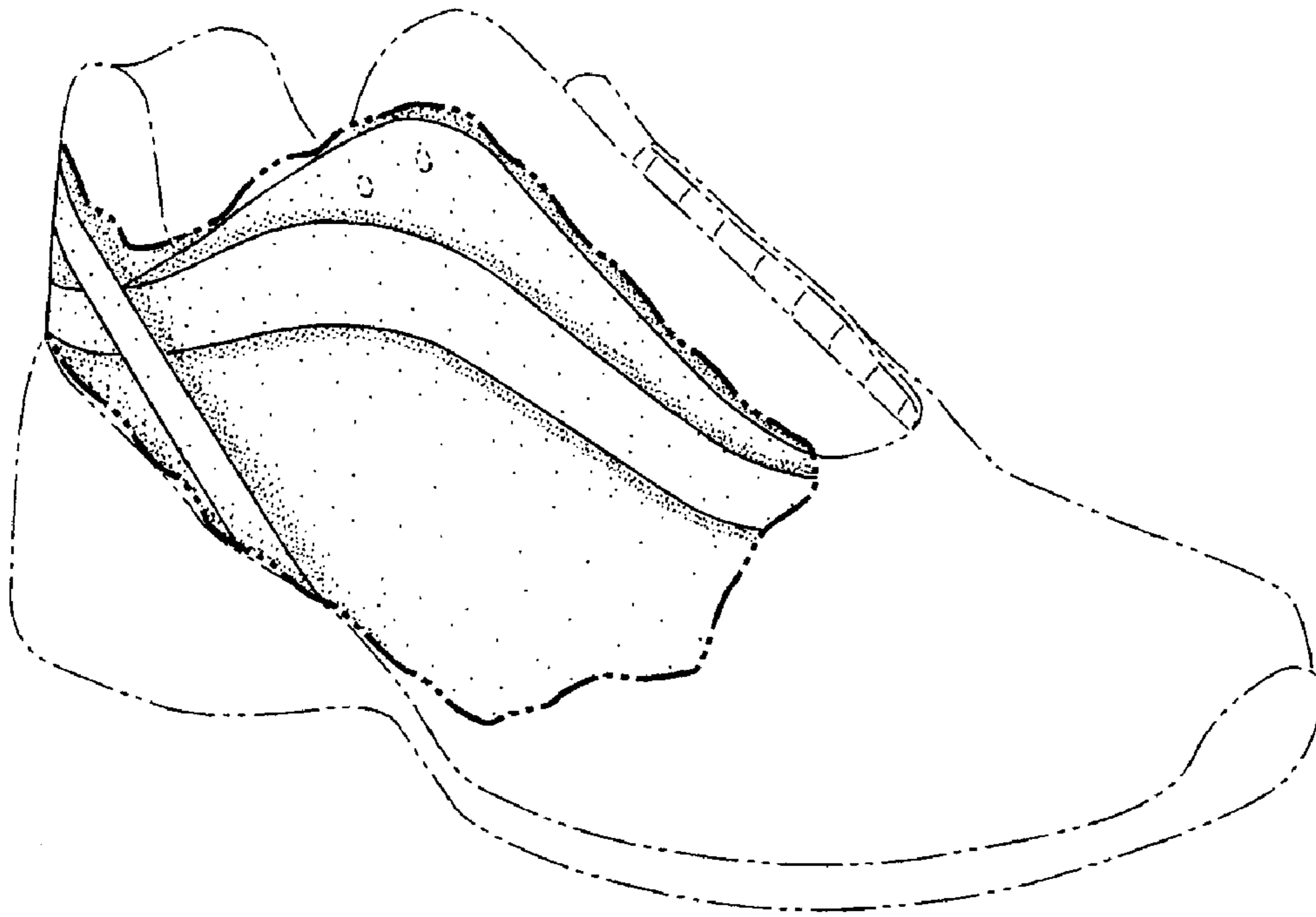


FIG. 1

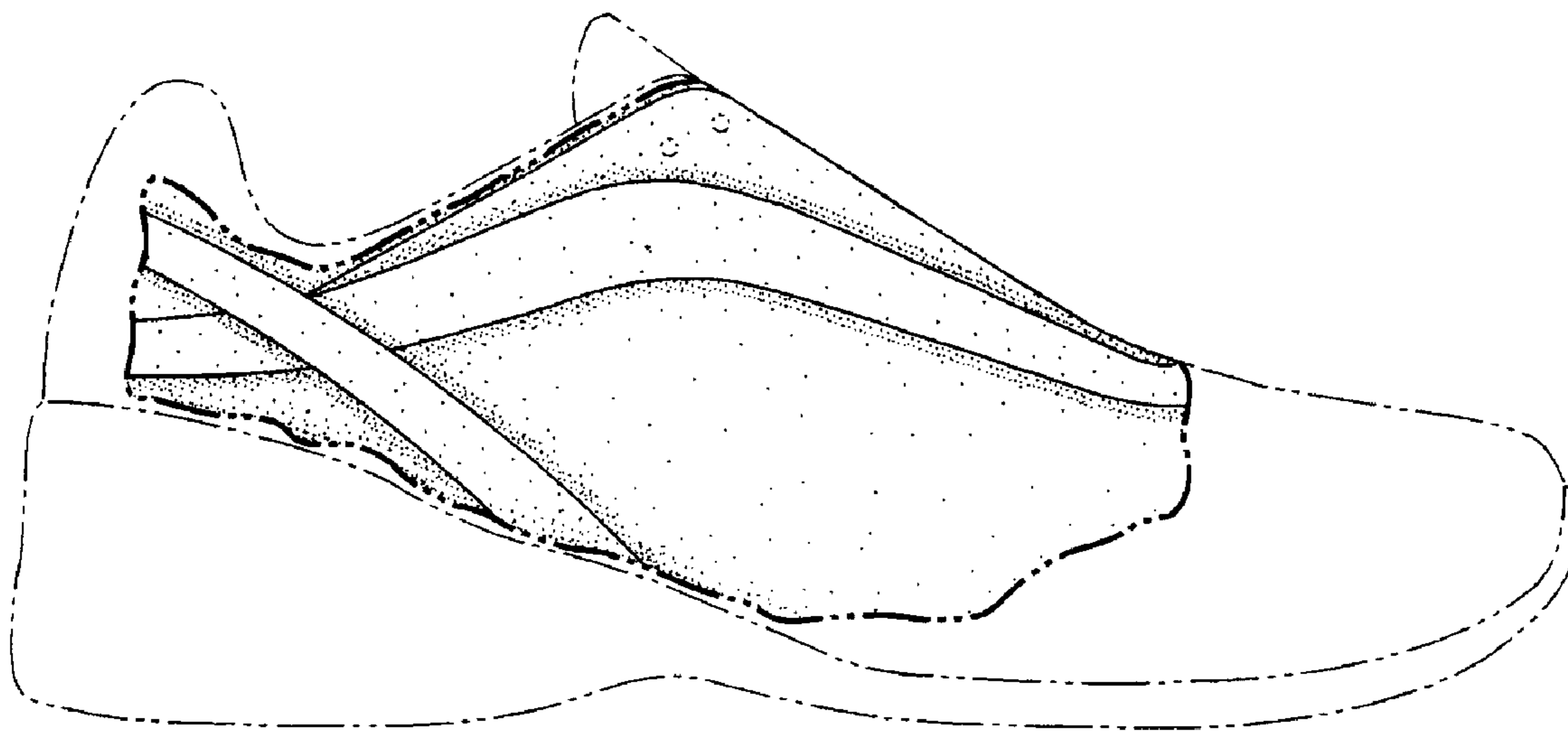


FIG. 2

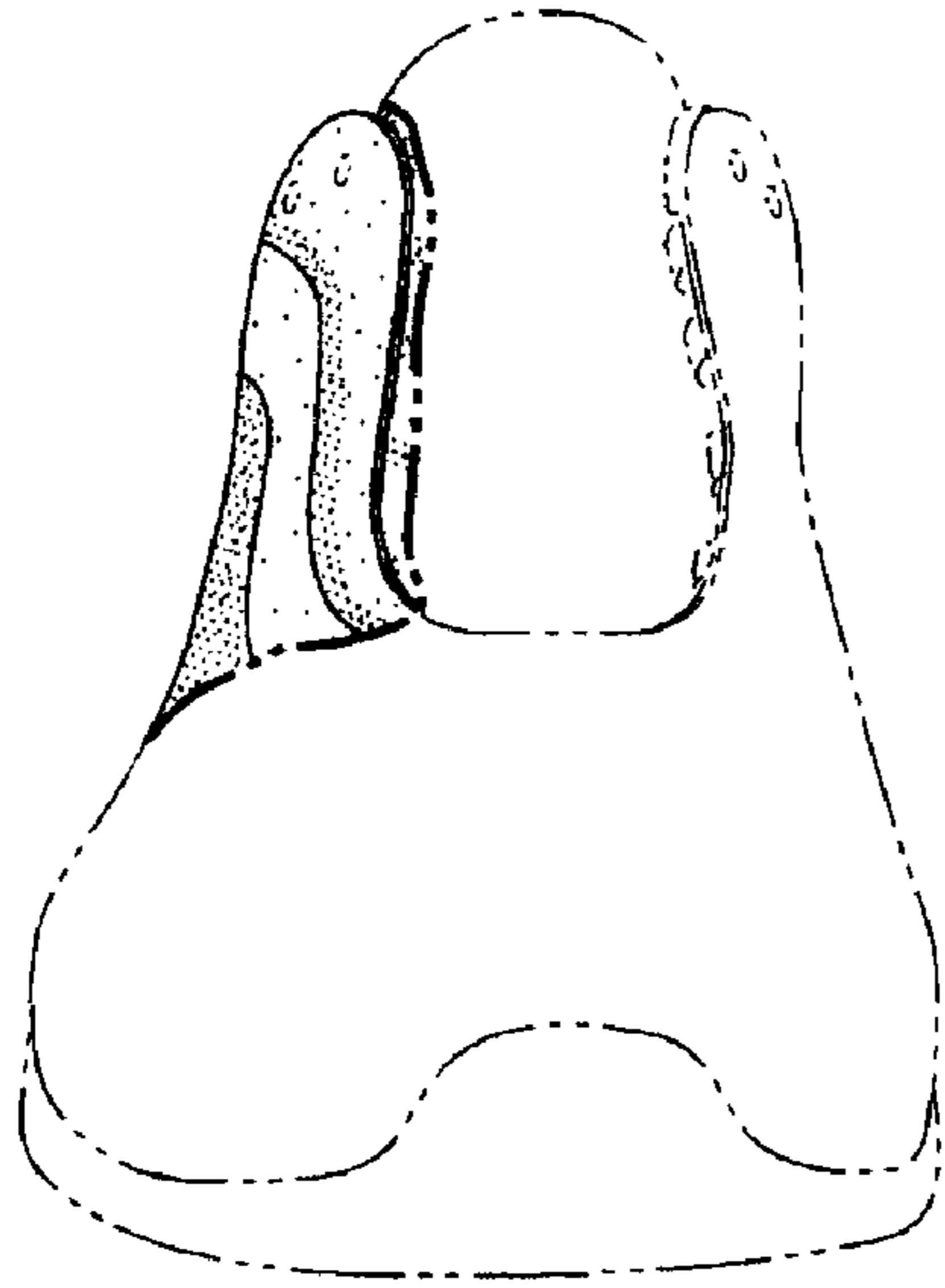


FIG. 3

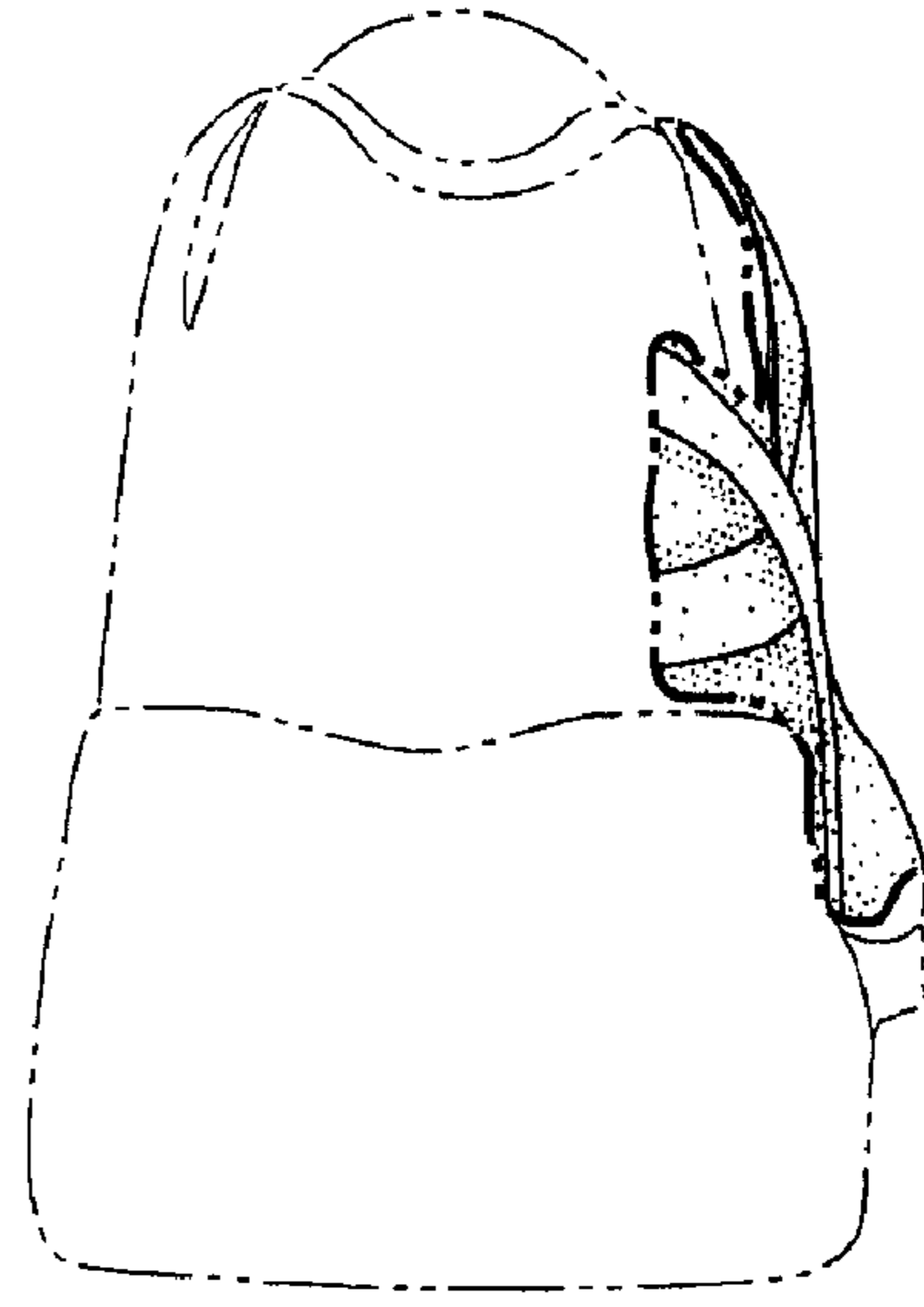


FIG. 4

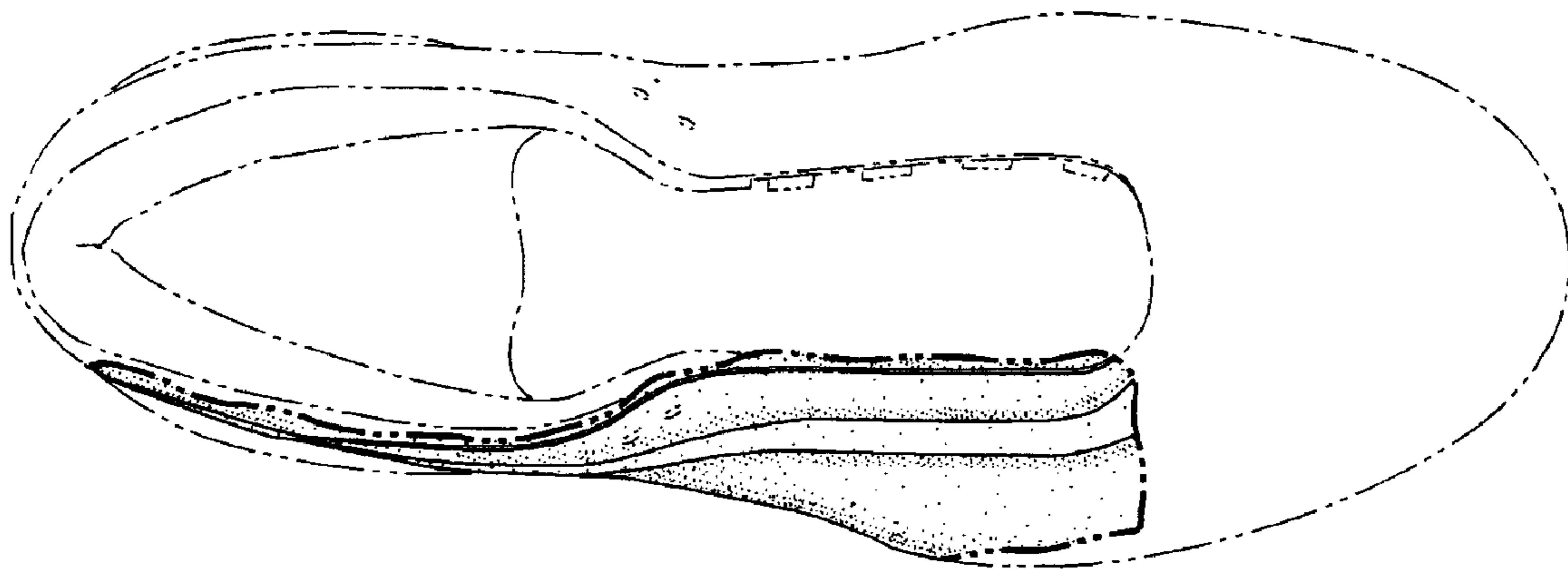


FIG. 5