



US00D545546S

(12) **United States Design Patent**
Schoenborn et al.

(10) **Patent No.:** **US D545,546 S**
(45) **Date of Patent:** **** Jul. 3, 2007**

(54) **FOOTWEAR UPPER**

(75) Inventors: **Mary L. Schoenborn**, Rockford, MI
(US); **Martin W. F. Dean**, St. Albans
(GB)

(73) Assignee: **Wolverine World Wide, Inc.**,
Rockford, MI (US)

(**) Term: **14 Years**

(21) Appl. No.: **29/259,994**

(22) Filed: **May 18, 2006**

(51) **LOC (8) Cl.** **02-99**

(52) **U.S. Cl.** **D2/969**

(58) **Field of Classification Search** D2/902,
D2/903, 906-908, 943, 944, 969, 972-974;
36/45, 50.1, 77 M, 77 R, 83, 88, 113, 114,
36/126-131

See application file for complete search history.

(56) **References Cited**

U.S. PATENT DOCUMENTS

- D247,267 S * 2/1978 Dolinsky D2/908
- D265,015 S * 6/1982 Higgins D2/907
- D281,457 S * 11/1985 Po D2/907
- D296,033 S * 6/1988 Brown et al. D2/969
- D357,573 S * 4/1995 Ng D2/969
- D413,013 S * 8/1999 Koh D2/969
- D442,359 S 5/2001 Matis et al.
- D479,388 S 9/2003 Matis
- D487,337 S 3/2004 Rogers
- D487,958 S 4/2004 Matis et al.
- D487,960 S 4/2004 Bandini et al.
- D503,268 S * 3/2005 Belley et al. D2/969
- D504,214 S 4/2005 Schoenborn et al.
- D504,763 S * 5/2005 Matis et al. D2/969
- D504,999 S 5/2005 Robbins et al.

- D505,005 S * 5/2005 Bandini et al. D2/969
- D505,779 S 6/2005 Matis et al.
- D506,598 S 6/2005 Schoenborn et al.
- D514,299 S * 2/2006 Ardissono et al. D2/969
- D514,786 S * 2/2006 Le D2/969
- D514,791 S * 2/2006 Ardissono et al. D2/969
- D514,792 S * 2/2006 Ardissono D2/969
- D515,796 S * 2/2006 Reardon D2/969
- D515,800 S * 2/2006 Bertholon D2/972
- D516,287 S * 3/2006 Fontanarosa D2/972

* cited by examiner

Primary Examiner—Dominic Simone

(74) *Attorney, Agent, or Firm*—Warner Norcross & Judd
LLP

(57) **CLAIM**

The ornamental design for footwear upper, as shown and described.

DESCRIPTION

FIG. 1 is a perspective view of the footwear upper embodying the new design;

FIG. 2 is a top view thereof;

FIG. 3 is a right side view thereof;


FIG. 4 is a left side view thereof;

FIG. 5 is a front view thereof; and,

FIG. 6 is a rear view thereof.

FIGS. 1-6 show features of an article of footwear in phantom lines. These features are shown for environmental purposes and do not form any part of the claimed design. Further, the phantom lines immediately adjacent the solid-line portions of the design form the boundary of the design, with the phantom lines forming no part of the claimed design.

1 Claim, 4 Drawing Sheets






Fig. 1



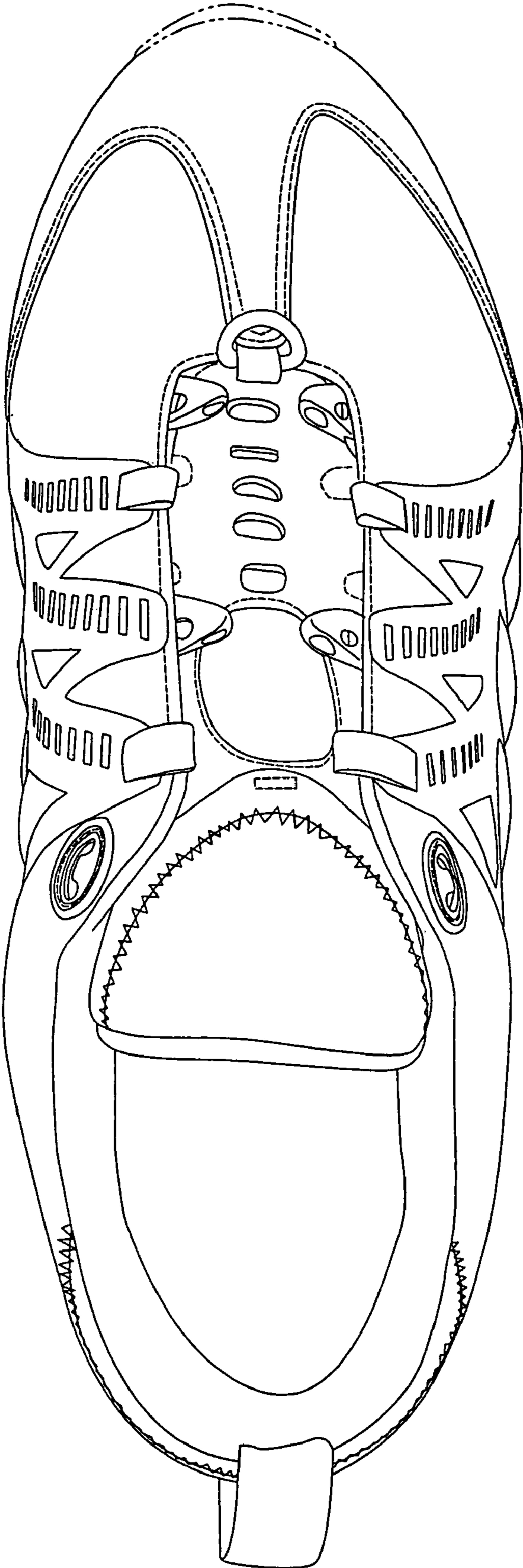


Fig. 2



Fig. 3



Fig. 4

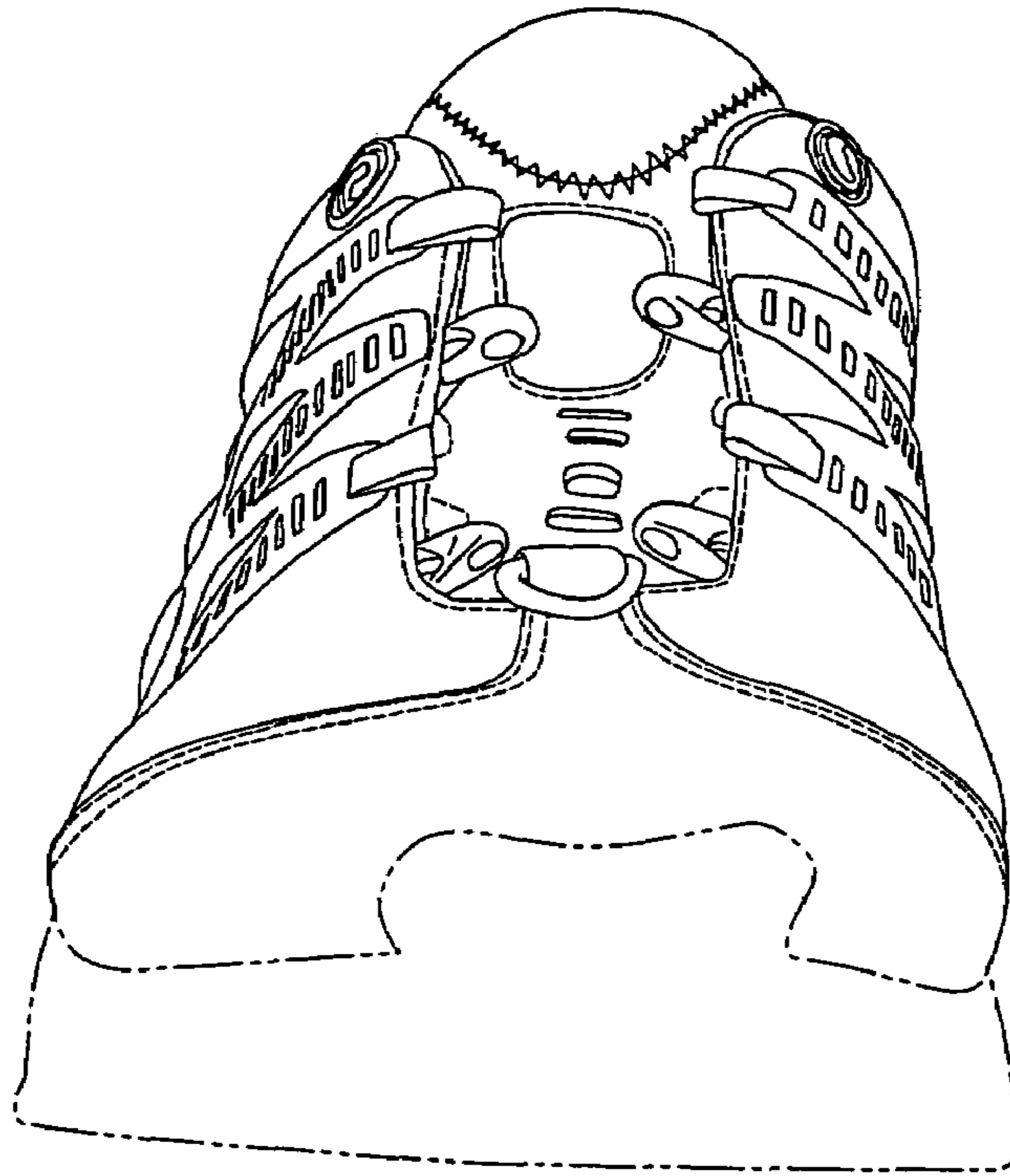


Fig. 5

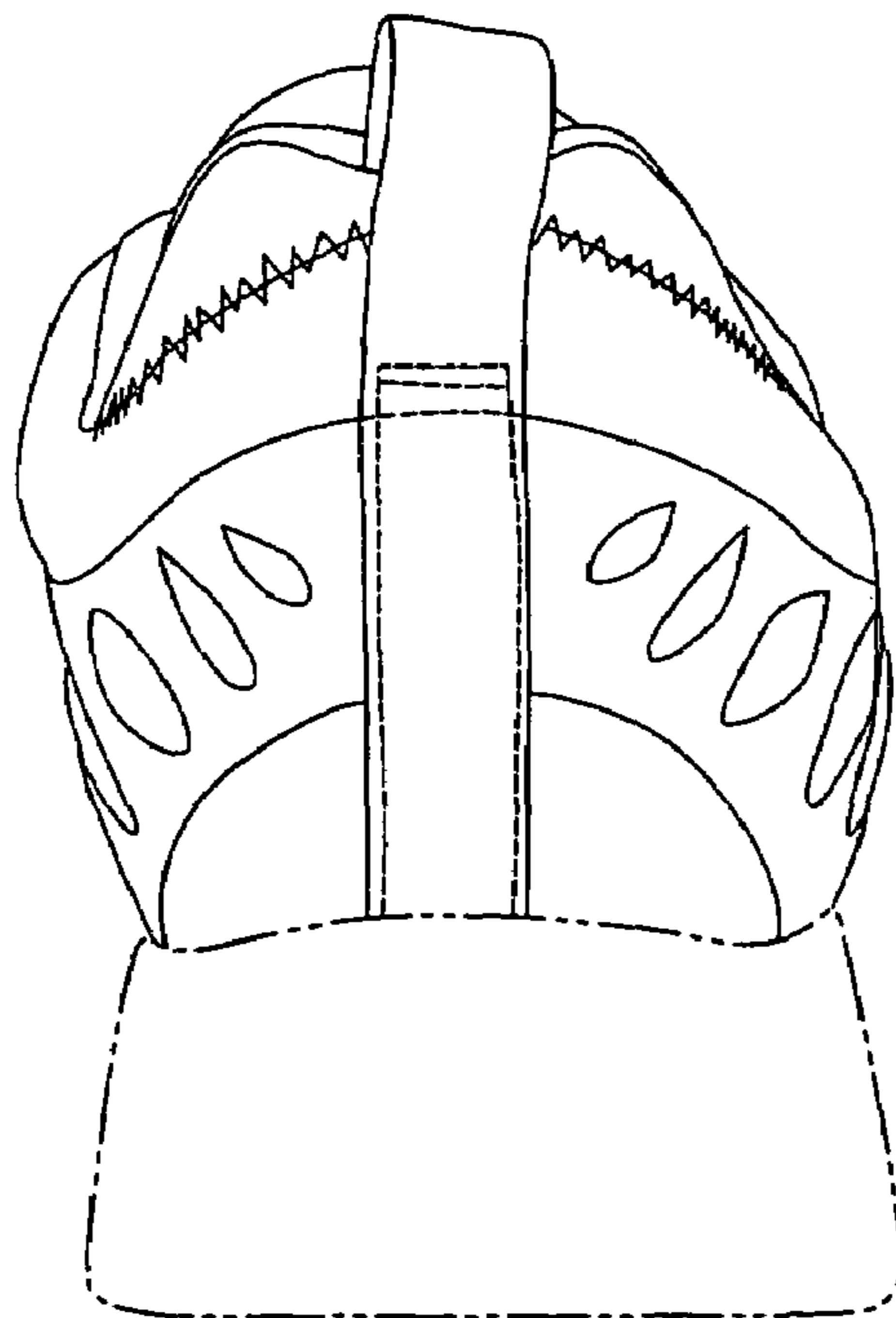


Fig. 6