

US00D545544S

(12) **United States Design Patent**
Matis et al.

(10) **Patent No.:** **US D545,544 S**
(45) **Date of Patent:** **** Jul. 3, 2007**

(54) **FOOTWEAR UPPER**

(75) Inventors: **Clark A. Matis**, Charlotte, VT (US);
Martin W. F. Dean, St. Albans (GB)

(73) Assignee: **Wolverine World Wide, Inc.**,
Rockford, MI (US)

(**) Term: **14 Years**

(21) Appl. No.: **29/242,758**

(22) Filed: **Nov. 14, 2005**

(51) **LOC (8) Cl.** **02-99**

(52) **U.S. Cl.** **D2/969; D2/923**

(58) **Field of Classification Search** D2/902,
D2/906-908, 923-924, 943, 944, 903, 969,
D2/972-974; 36/45, 50.1, 77 M, 77 R, 83,
36/88, 113, 114, 126-131, 11

See application file for complete search history.

(56) **References Cited**

U.S. PATENT DOCUMENTS

D428,691 S	*	8/2000	Matis	D2/969
D447,328 S	*	9/2001	Duclos	D2/969
D458,014 S	*	6/2002	Matis	D2/969
D458,442 S	*	6/2002	Matis	D2/969
D481,860 S	*	11/2003	Robbins	D2/969
D482,188 S	*	11/2003	Belley et al.	D2/969
D487,621 S	*	3/2004	Robbins	D2/969
D500,194 S	*	12/2004	Matis	D2/969
D500,404 S	*	1/2005	Robbins	D2/969
D500,405 S		1/2005	Matis		
D504,011 S	*	4/2005	Robbins et al.	D2/969
D508,158 S	*	8/2005	Della Valle	D2/902
D511,878 S	*	11/2005	Della Valle	D2/908
D517,785 S	*	3/2006	Partridge	D2/923

OTHER PUBLICATIONS

Merrell Fall 2004 Catalog, p. 46.
Merrell Fall 2003 Catalog, pp. 20, 42.

Hush Puppies Homeware 1997 Catalog, p. 19.
Photograph of prior art Apr. 2003 International Male upper.
Photograph of prior art 2003 Bass Coordinate upper.
Photograph of prior art 2003 Bass Optimum upper.
Photograph of prior art 2002 Jimlar upper.
Photograph of prior art 2002 GBX upper.
Merrell Fall 2005 Catalog, p. 44.

* cited by examiner

Primary Examiner—Dominic Simone

(74) *Attorney, Agent, or Firm*—Warner & Norcross & Judd
LLP

(57) **CLAIM**

The ornamental design for footwear upper, as shown and
described.

DESCRIPTION

FIG. 1 is a perspective view of the footwear upper embody-
ing the new design;

FIG. 2 is a top plan view thereof;

FIG. 3 is a right side view thereof;

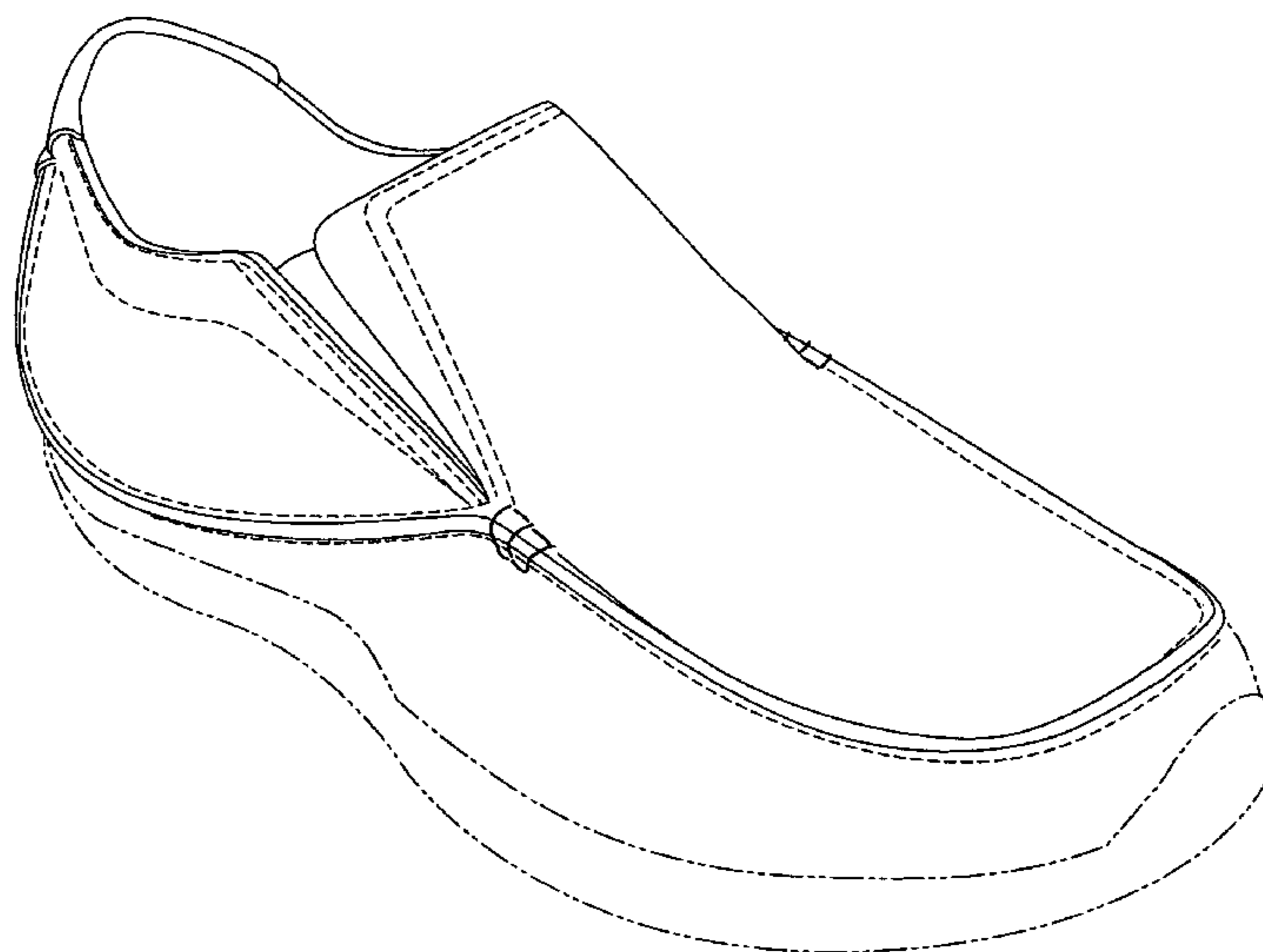
FIG. 4 is a left side view thereof;

FIG. 5 is a front view thereof; and,

FIG. 6 is a rear view thereof.

FIGS. 1-6 show features of an article of footwear in
phantom lines. These features are shown for environmental
purposes and do not form any part of the claimed design.
Further, the phantom lines immediately adjacent the solid-
line portions of the design form the boundary of the design,
with the phantom lines forming no part of the claimed
design.

1 Claim, 4 Drawing Sheets



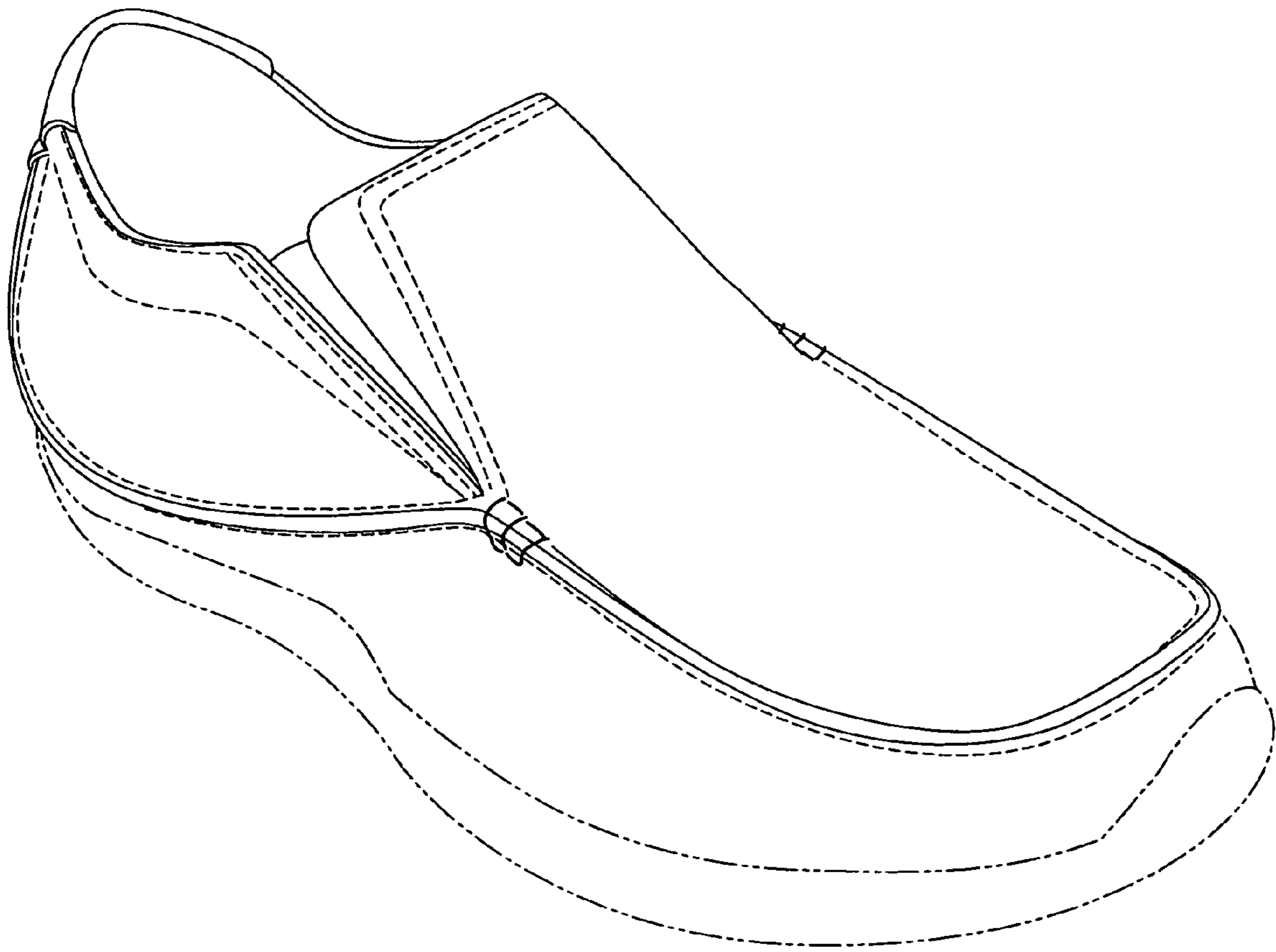


Fig. 1

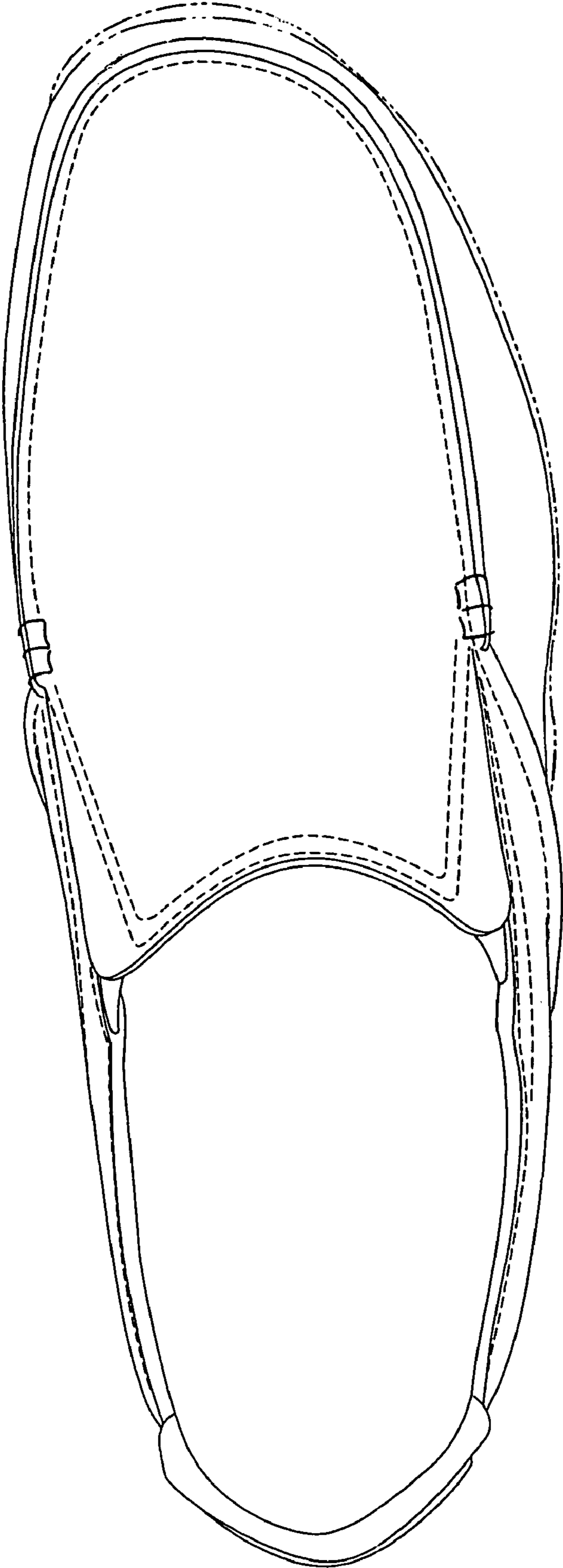


Fig. 2

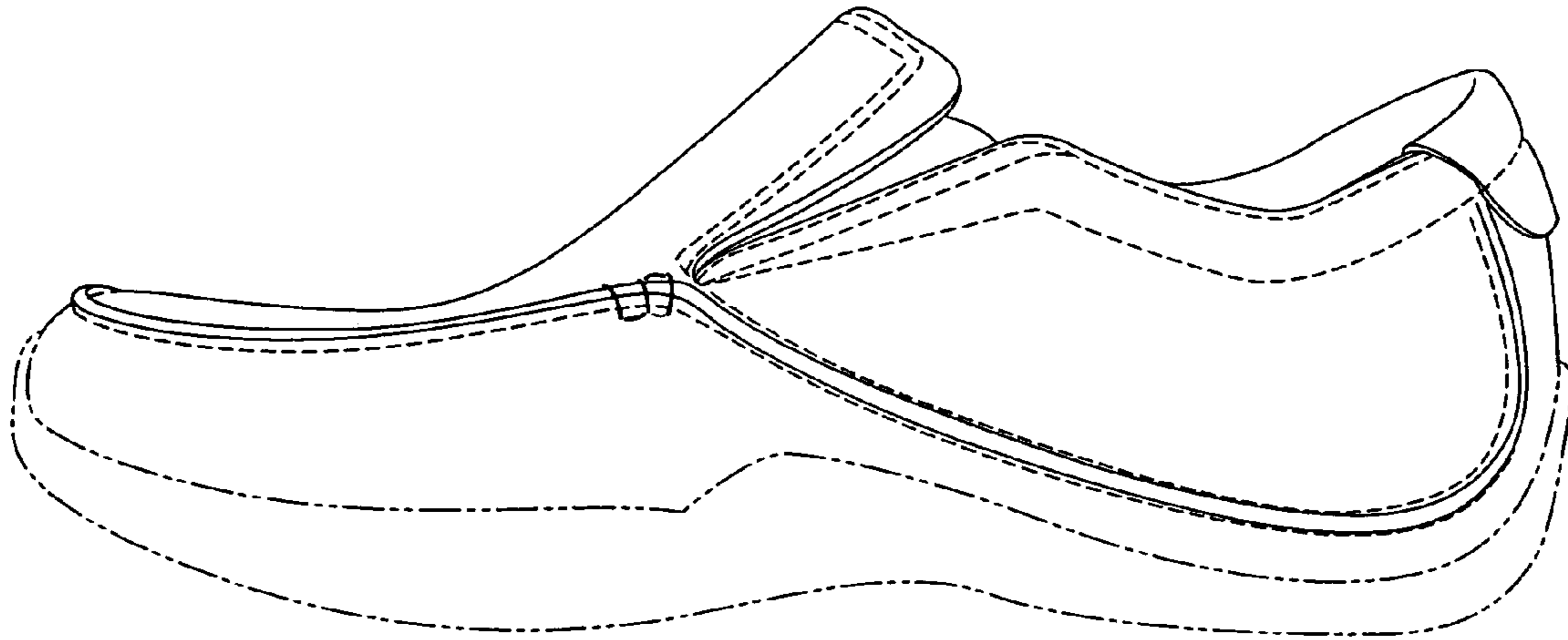


Fig. 3

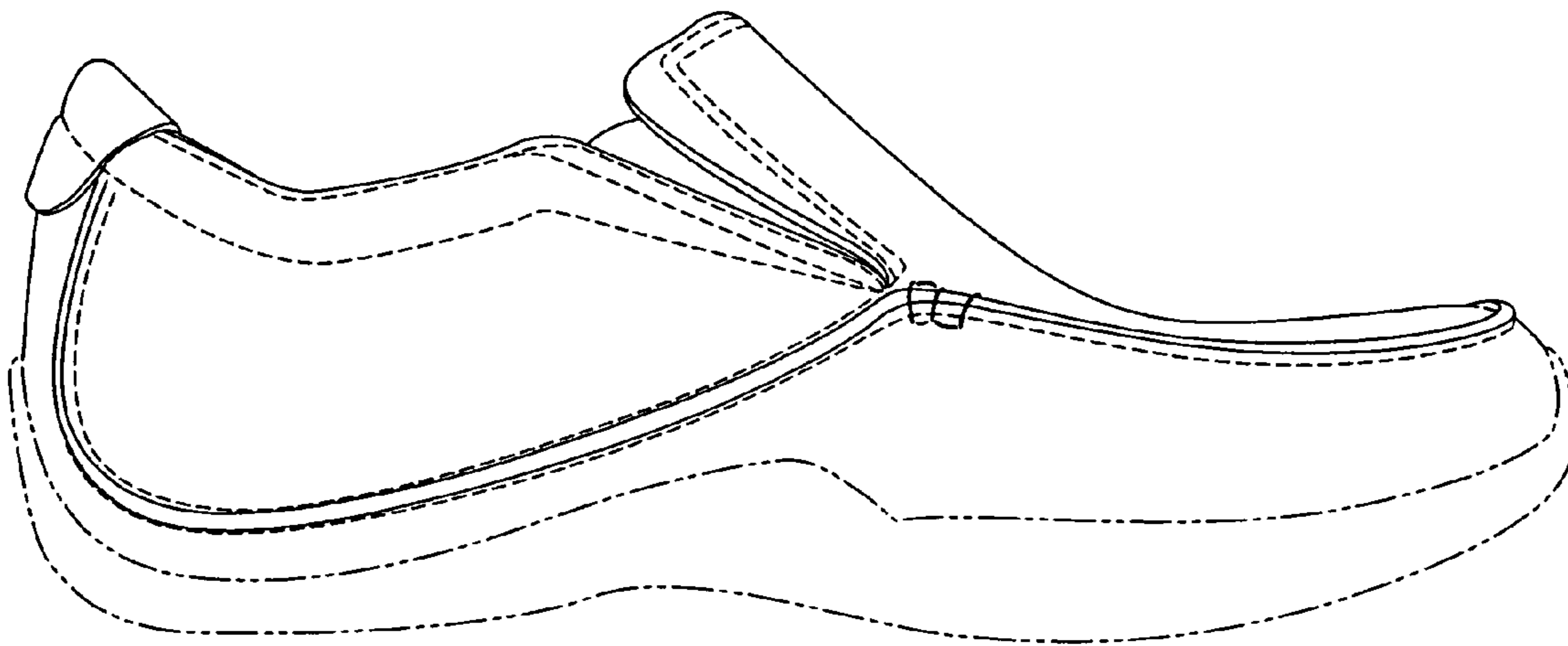


Fig. 4

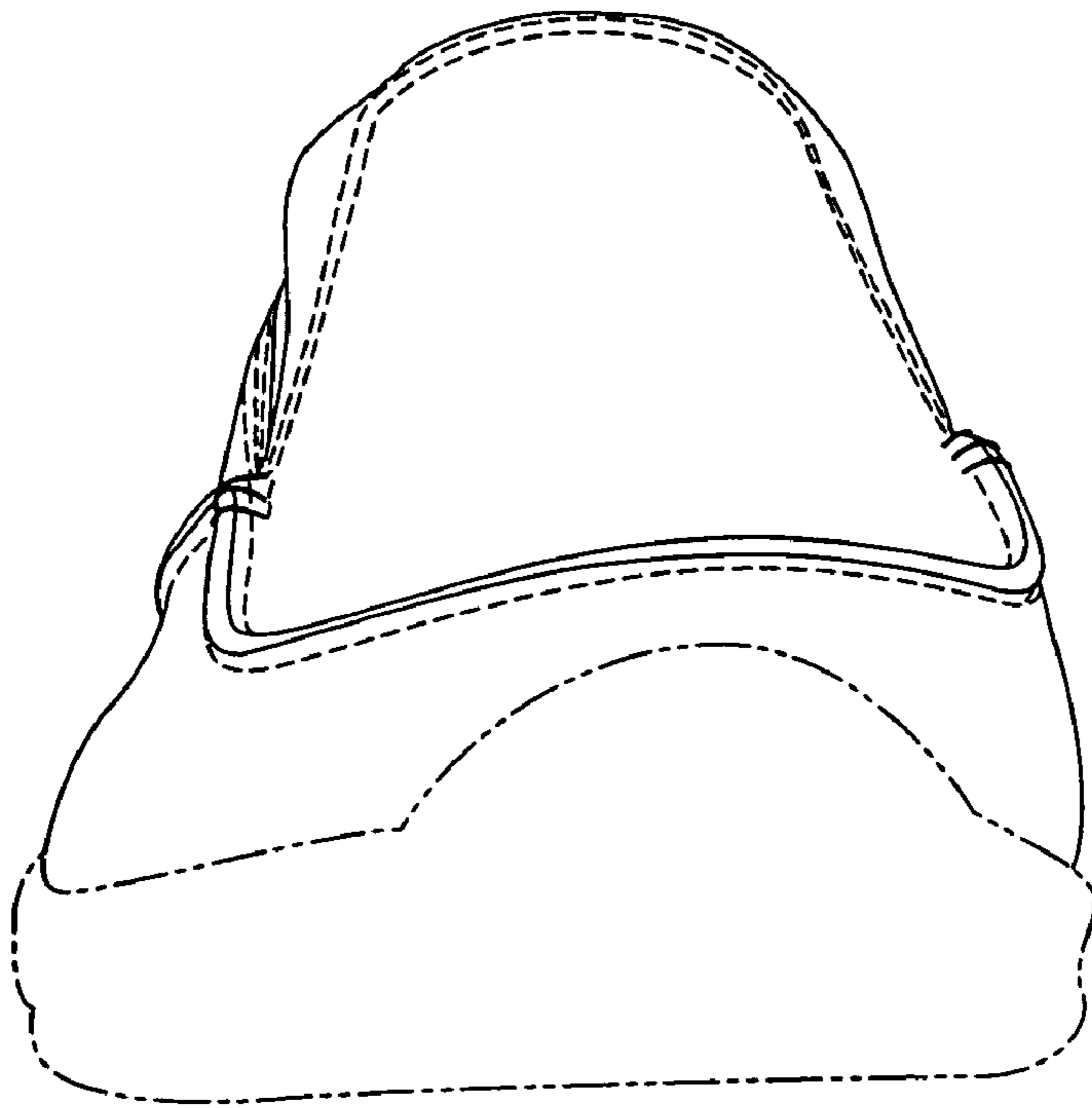


Fig. 5

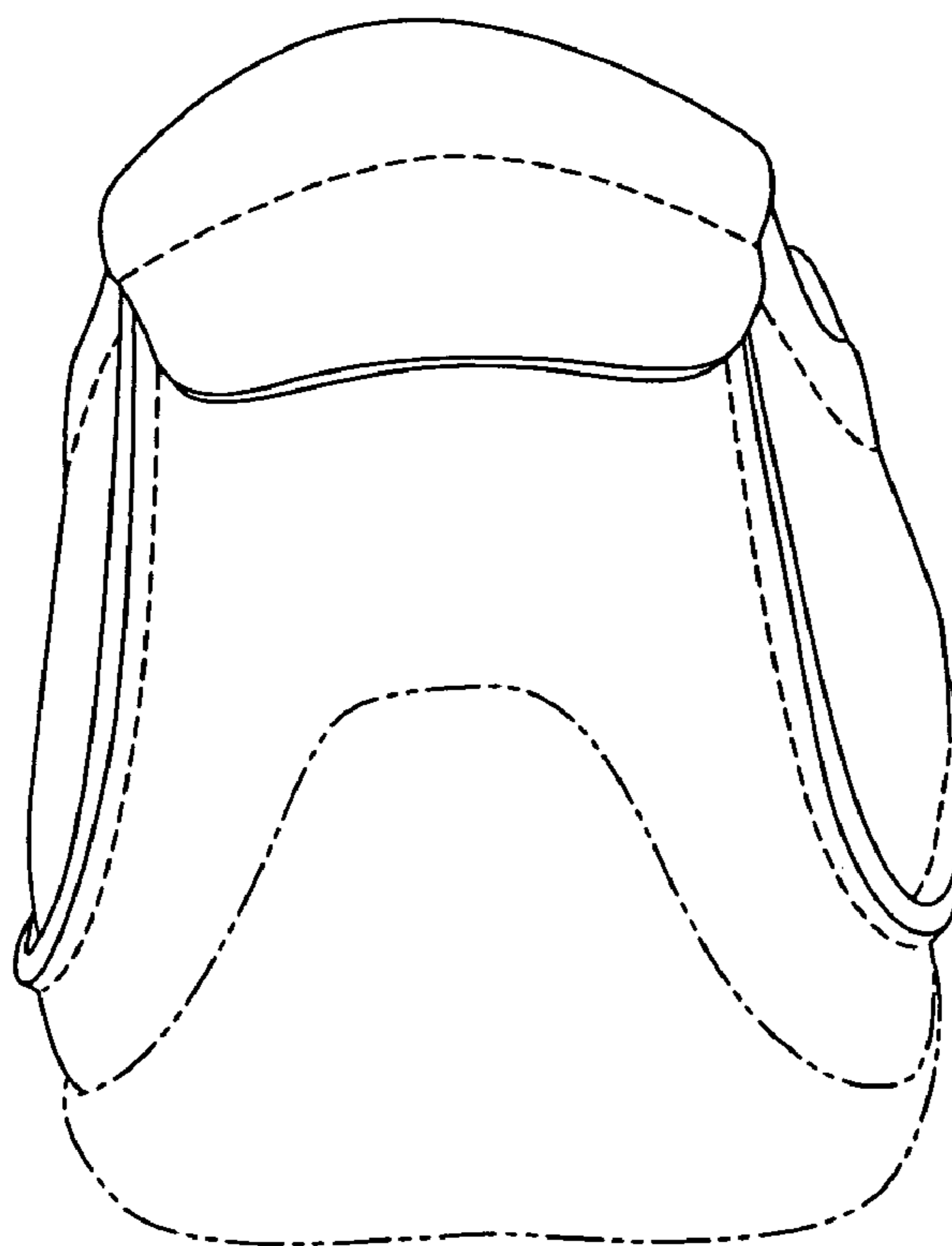


Fig. 6