

US00D545542S

(12) **United States Design Patent**
Matis et al.

(10) **Patent No.:** **US D545,542 S**
(45) **Date of Patent:** **** Jul. 3, 2007**

- (54) **FOOTWEAR UPPER**
- (75) Inventors: **Clark A. Matis**, Charlotte, VT (US);
Martin W. F. Dean, St. Albans (GB)
- (73) Assignee: **Wolverine World Wide, Inc.**,
Rockford, MI (US)

- D447,617 S 9/2001 Matis et al.
- D447,618 S 9/2001 Matis et al.
- D473,043 S * 4/2003 Wilson D2/969
- D474,334 S * 5/2003 Burg et al. D2/969
- D474,580 S * 5/2003 Pollastrelli D2/907
- D480,543 S 10/2003 Robbins
- D487,337 S * 3/2004 Rogers D2/969

(**) Term: **14 Years**

(Continued)

(21) Appl. No.: **29/242,737**

OTHER PUBLICATIONS

(22) Filed: **Nov. 14, 2005**

Merrell Fall 1999 Catalog, pp. 14, 18.
Wolverine 1997 Catalog, p. 29.
Merrell Fall 2005 Catalog, pp. 47, 48.

- (51) **LOC (8) Cl.** **02-99**
- (52) **U.S. Cl.** **D2/969**
- (58) **Field of Classification Search** D2/902,
D2/906-908, 943, 944, 969, 972-974; 36/45,
36/50.1, 77 M, 77 R, 83, 88, 113, 114, 126-131
See application file for complete search history.

Primary Examiner—Dominic Simone
(74) *Attorney, Agent, or Firm*—Warner Norcross & Judd
LLP

(56) **References Cited**

(57) **CLAIM**

The ornamental design for footwear upper, as shown and described.


U.S. PATENT DOCUMENTS

DESCRIPTION

- D297,182 S * 8/1988 Brown et al. D2/969
- D308,745 S * 6/1990 Brown D2/969
- D310,293 S * 9/1990 Serna et al. D2/969
- D311,987 S * 11/1990 McKinstry D2/969
- D318,942 S * 8/1991 Ringel et al. D2/969
- D320,689 S * 10/1991 Smith D2/969
- D322,880 S * 1/1992 Smith, III D2/969
- D325,666 S * 4/1992 Earle et al. D2/969
- D326,350 S * 5/1992 Silverman et al. D2/900
- D326,950 S * 6/1992 Legacki et al. D2/969
- D358,702 S * 5/1995 Edwards D2/969
- D375,401 S * 11/1996 Cooper D2/972
- D376,901 S * 12/1996 Avar et al. D2/972
- D383,297 S * 9/1997 Gray D2/972
- D388,950 S * 1/1998 Hewett et al. D2/969
- D389,637 S * 1/1998 Blakeslee D2/972
- D399,043 S * 10/1998 Duclos et al. D2/969
- D412,052 S * 7/1999 Blakeslee et al. D2/972
- D412,395 S * 8/1999 von Conta et al. D2/969
- D420,498 S * 2/2000 Wilson D2/969
- D433,560 S * 11/2000 Pawlus D2/969

FIG. 1 is a perspective view of the footwear upper embodying the new design;
FIG. 2 is a top plan view thereof;
FIG. 3 is a right side view thereof;
FIG. 4 is a left side view thereof;
FIG. 5 is a front view thereof; and,
FIG. 6 is a rear view thereof.
FIGS. 1-6 show features of an article of footwear in phantom lines. These features are shown for environmental purposes and do not form any part of the claimed design. Further, the phantom lines immediately adjacent the solid-line portions of the design form the boundary of the design, with the phantom lines forming no part of the claimed design.

1 Claim, 4 Drawing Sheets



US D545,542 S

Page 2

U.S. PATENT DOCUMENTS

D496,528 S *	9/2004	Mueller	D2/972	D514,784 S *	2/2006	Matis et al.	D2/969
D501,298 S *	2/2005	Robbins et al.	D2/969	D514,786 S *	2/2006	Le	D2/969
D505,004 S *	5/2005	Robbins et al.	D2/969	D515,287 S *	2/2006	Ardissono	D2/907

* cited by examiner




Fig. 1

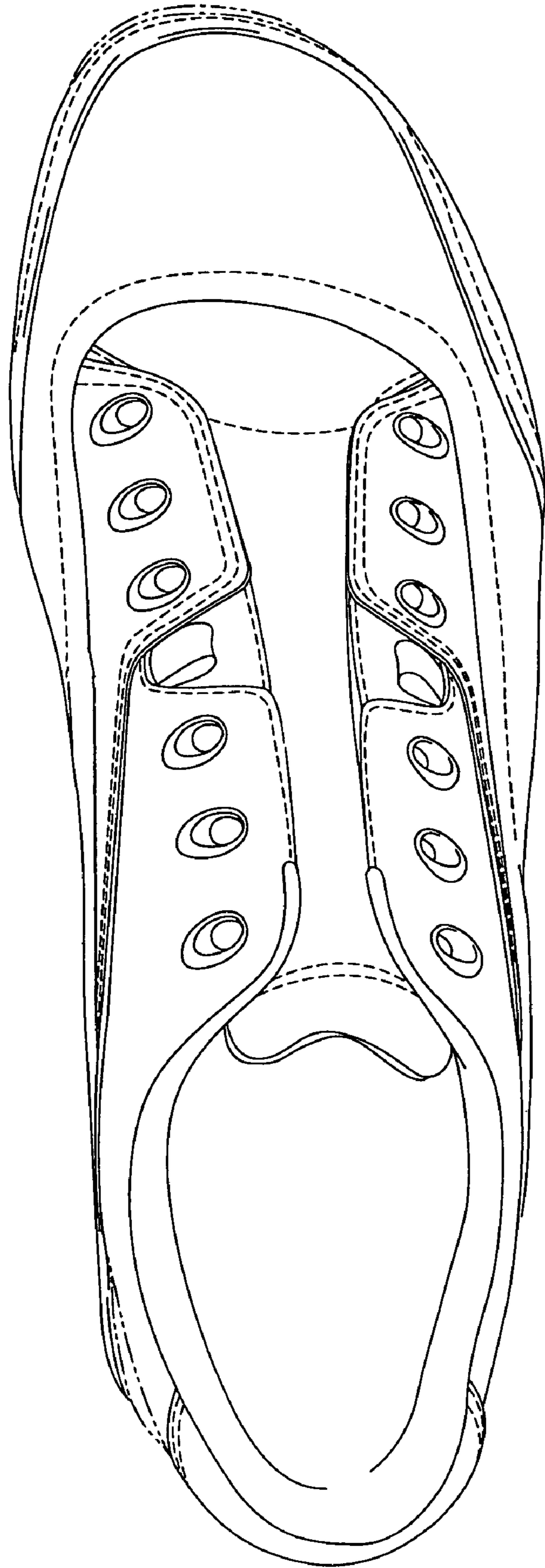


Fig. 2

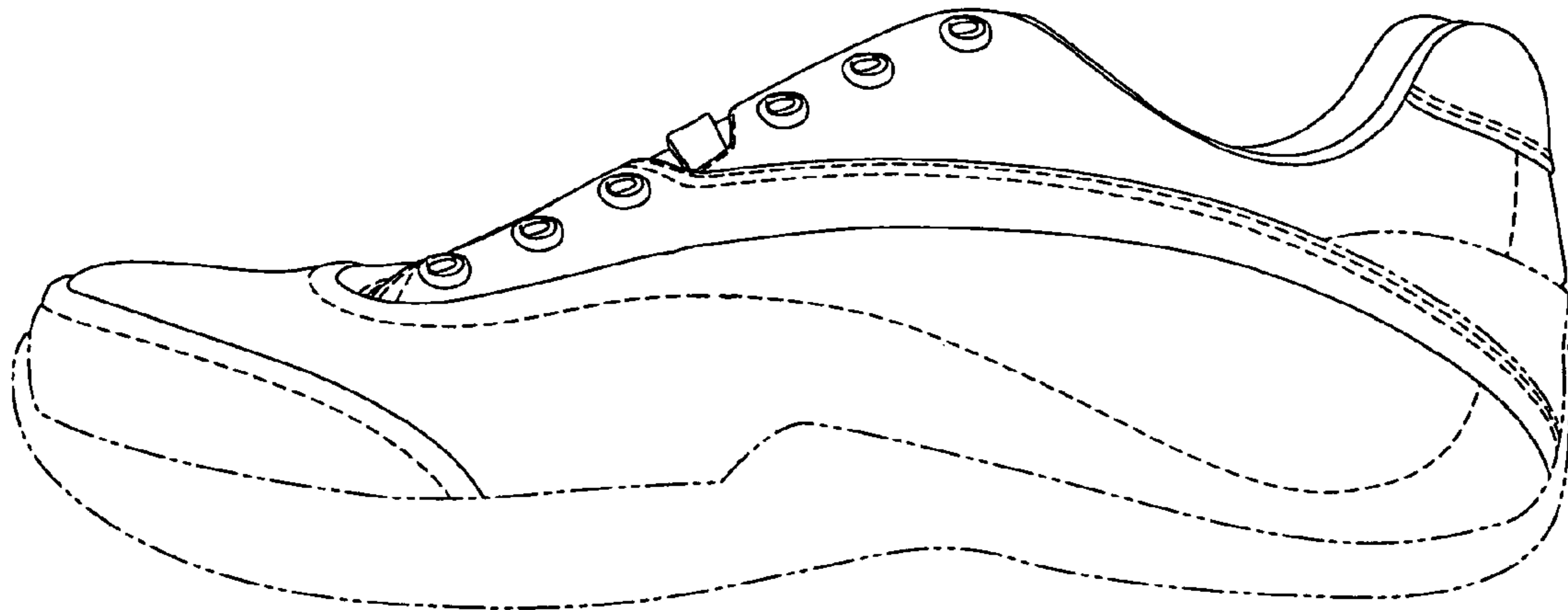


Fig. 3

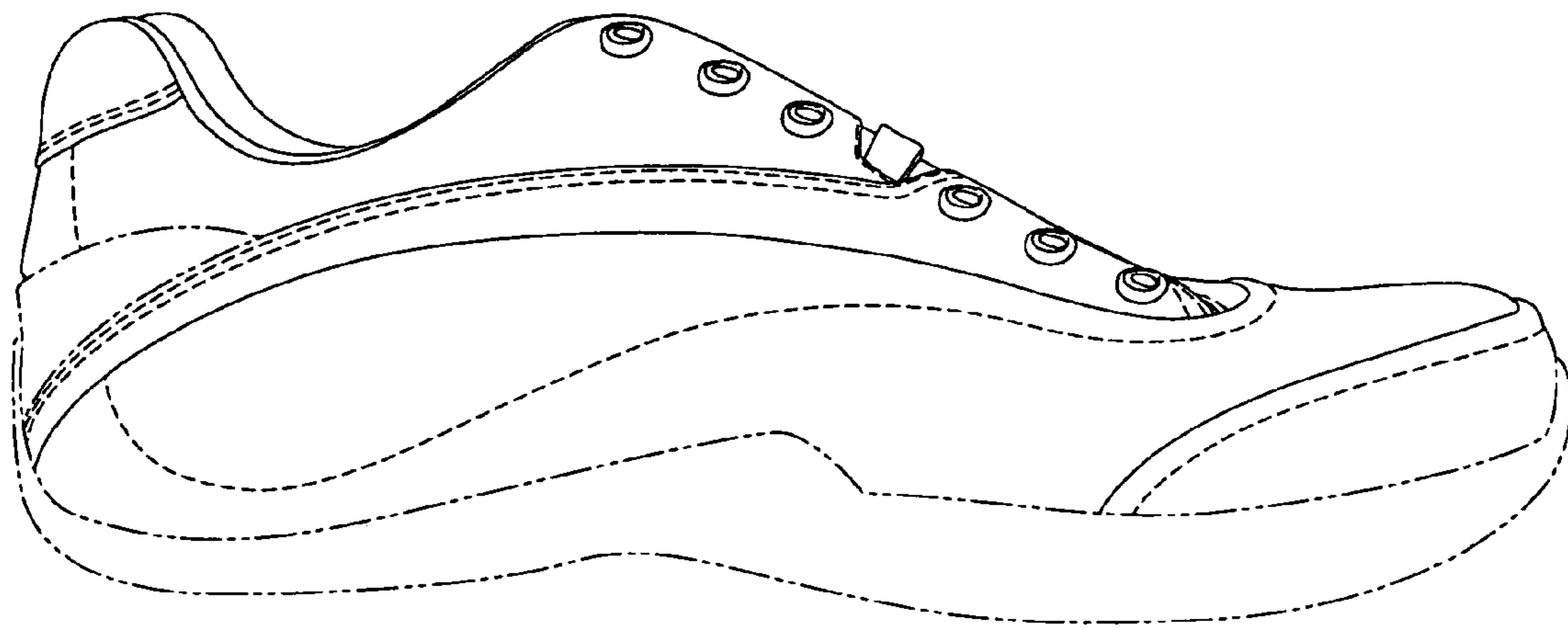


Fig. 4




Fig. 5

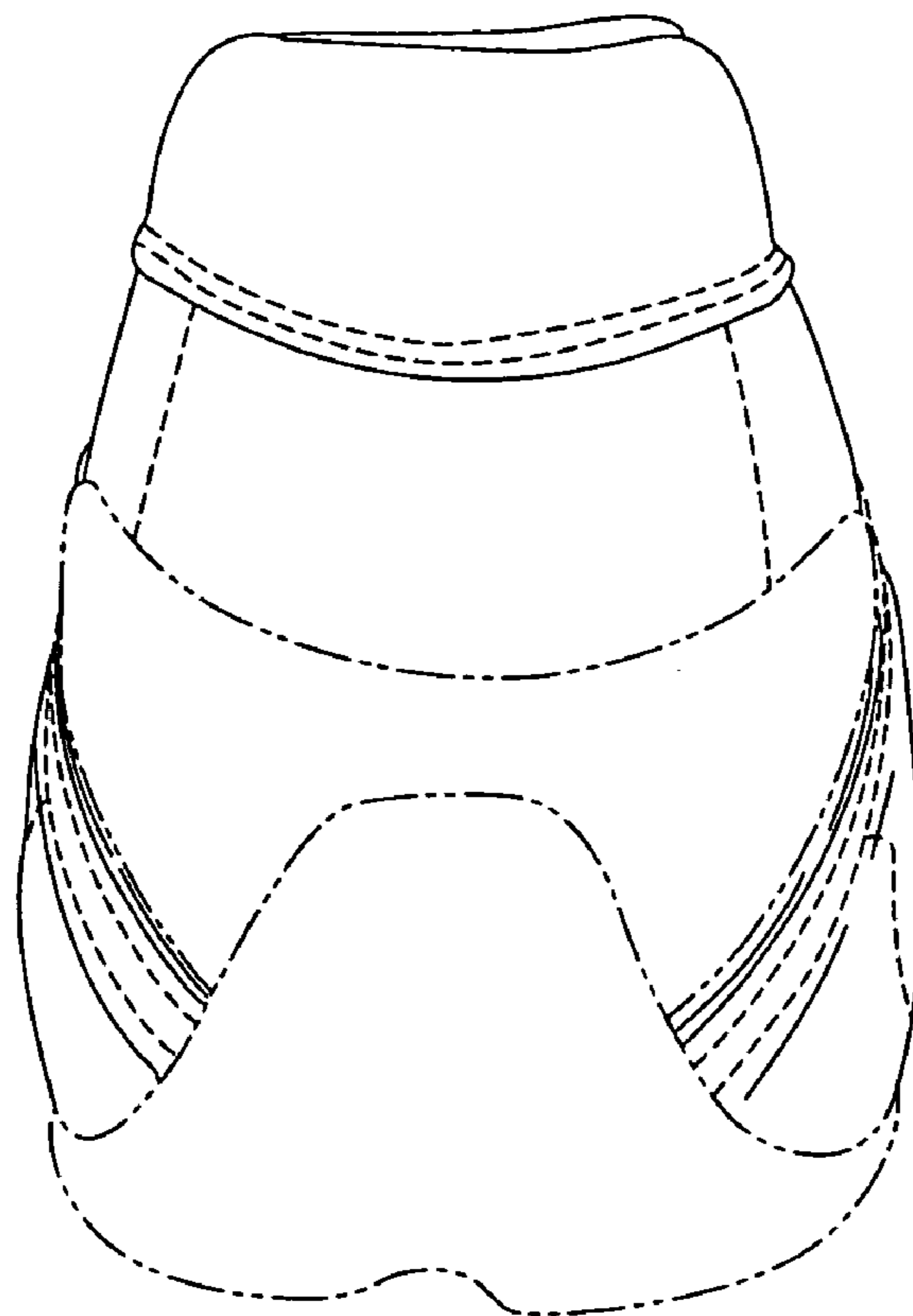


Fig. 6