



US00D545540S

(12) **United States Design Patent**  
**Matis**

(10) **Patent No.:** **US D545,540 S**

(45) **Date of Patent:** **\*\* Jul. 3, 2007**

(54) **FOOTWEAR UPPER**

(75) Inventor: **Clark A. Matis**, Charlotte, VT (US)

(73) Assignee: **Wolverine World Wide, Inc.**,  
Rockford, MI (US)

(\*\*) Term: **14 Years**

(21) Appl. No.: **29/242,693**

(22) Filed: **Nov. 14, 2005**

(51) **LOC (8) Cl.** ..... **02-99**

(52) **U.S. Cl.** ..... **D2/969; D2/923**

(58) **Field of Classification Search** ..... D2/902,  
D2/906-908, 923-924, 943, 944, 903, 969,  
D2/972-974; 36/45, 50.1, 77 M, 77 R, 83,  
36/88, 113, 114, 126-131, 11

See application file for complete search history.

(56) **References Cited**

**U.S. PATENT DOCUMENTS**

D428,691 S *	8/2000	Matis	.....	D2/969
D447,328 S *	9/2001	Duclos	.....	D2/969
D458,014 S *	6/2002	Matis	.....	D2/969
D458,442 S *	6/2002	Matis	.....	D2/969
D481,860 S *	11/2003	Robbins	.....	D2/969
D482,188 S *	11/2003	Belley et al.	.....	D2/969
D487,621 S *	3/2004	Robbins	.....	D2/969
D500,194 S *	12/2004	Matis	.....	D2/969
D500,404 S *	1/2005	Robbins	.....	D2/969
D500,405 S	1/2005	Matis		
D504,011 S *	4/2005	Robbins et al.	.....	D2/969
D508,158 S *	8/2005	Della Valle	.....	D2/902
D511,878 S *	11/2005	Della Valle	.....	D2/908
D517,785 S *	3/2006	Partridge	.....	D2/923

**OTHER PUBLICATIONS**

Merrell Fall 2003 Catalog, pp. 20, 42.

Photograph of prior art Apr. 2003 International Male upper.

Photograph of prior art 2003 Bass Coordinate upper.

Photograph of prior art 2003 Bass Optimum upper.

Photograph of prior art 2002 Jimlar upper.

Photograph of prior art 2002 GBX upper.

Merrell Spring 2006 Catalog, p. 38.

\* cited by examiner

*Primary Examiner*—Dominic Simone

(74) *Attorney, Agent, or Firm*—Warner Norcross & Judd  
LLP

(57) **CLAIM**

The ornamental design for footwear upper, as shown and described.

**DESCRIPTION**

FIG. 1 is a perspective view of the footwear upper embodying the new design;

FIG. 2 is a top plan view thereof;

FIG. 3 is a right side view thereof;

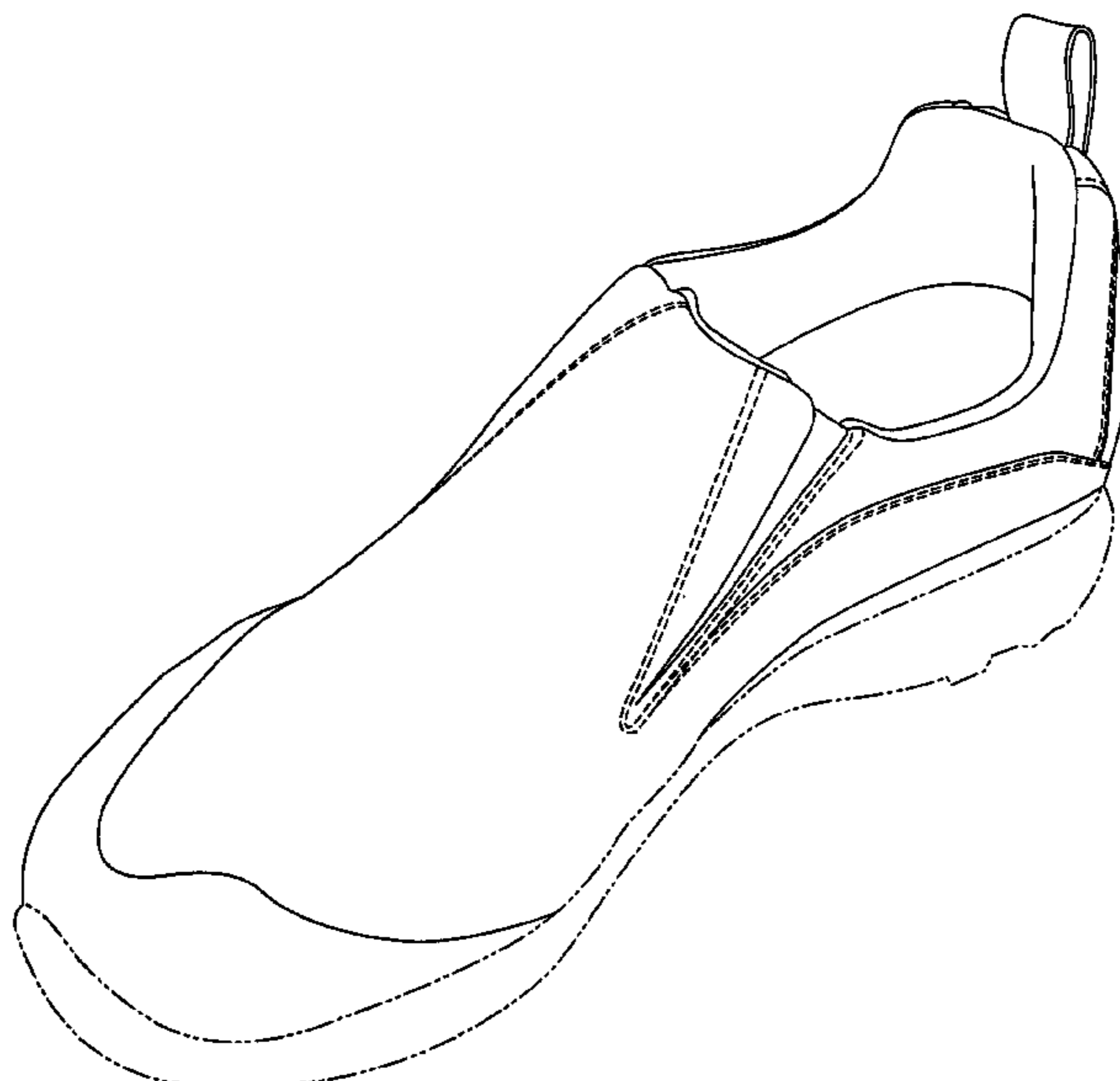
FIG. 4 is a left side view thereof;

FIG. 5 is a front view thereof; and,

FIG. 6 is a rear view thereof.

FIGS. 1-6 show features of an article of footwear in phantom lines. These features are shown for environmental purposes and do not form any part of the claimed design. Further, the phantom lines immediately adjacent the solid-line portions of the design form the boundary of the design, with the phantom lines forming no part of the claimed design.

**1 Claim, 4 Drawing Sheets**



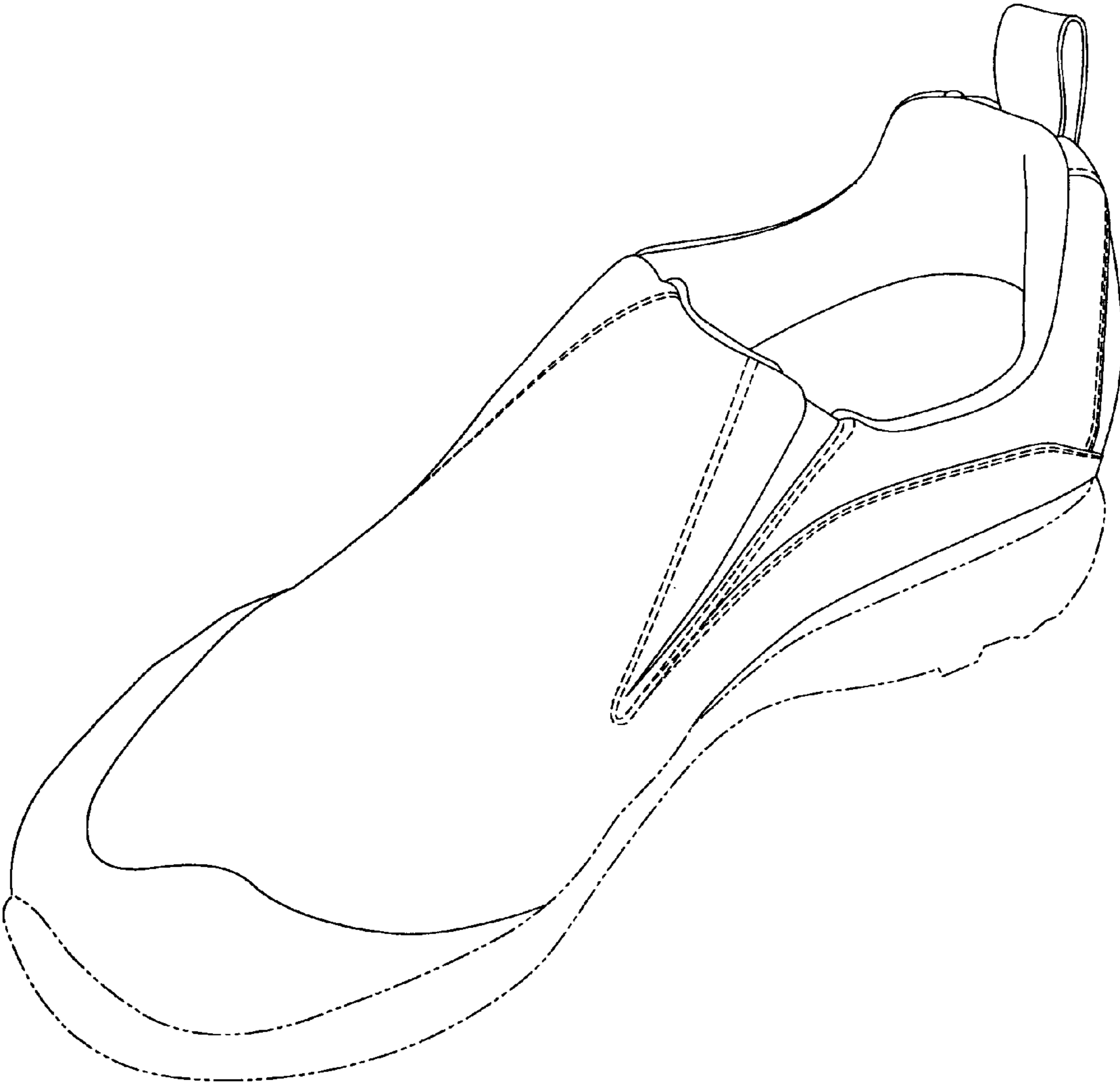


Fig. 1

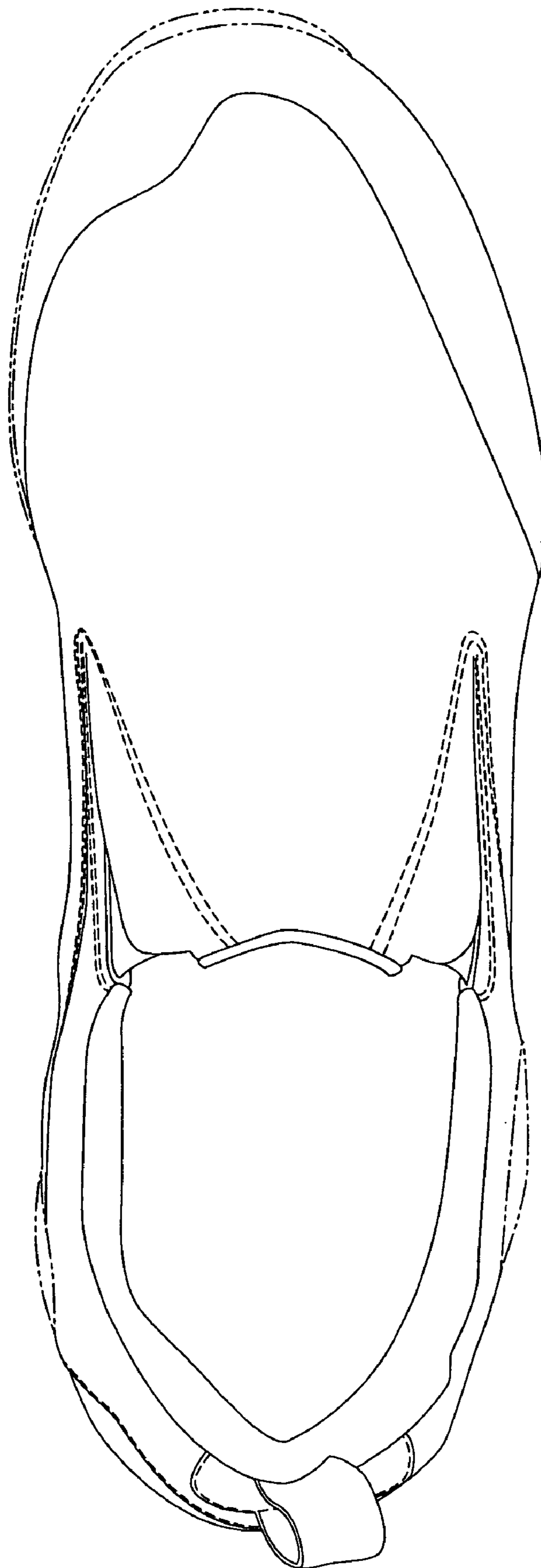


Fig. 2

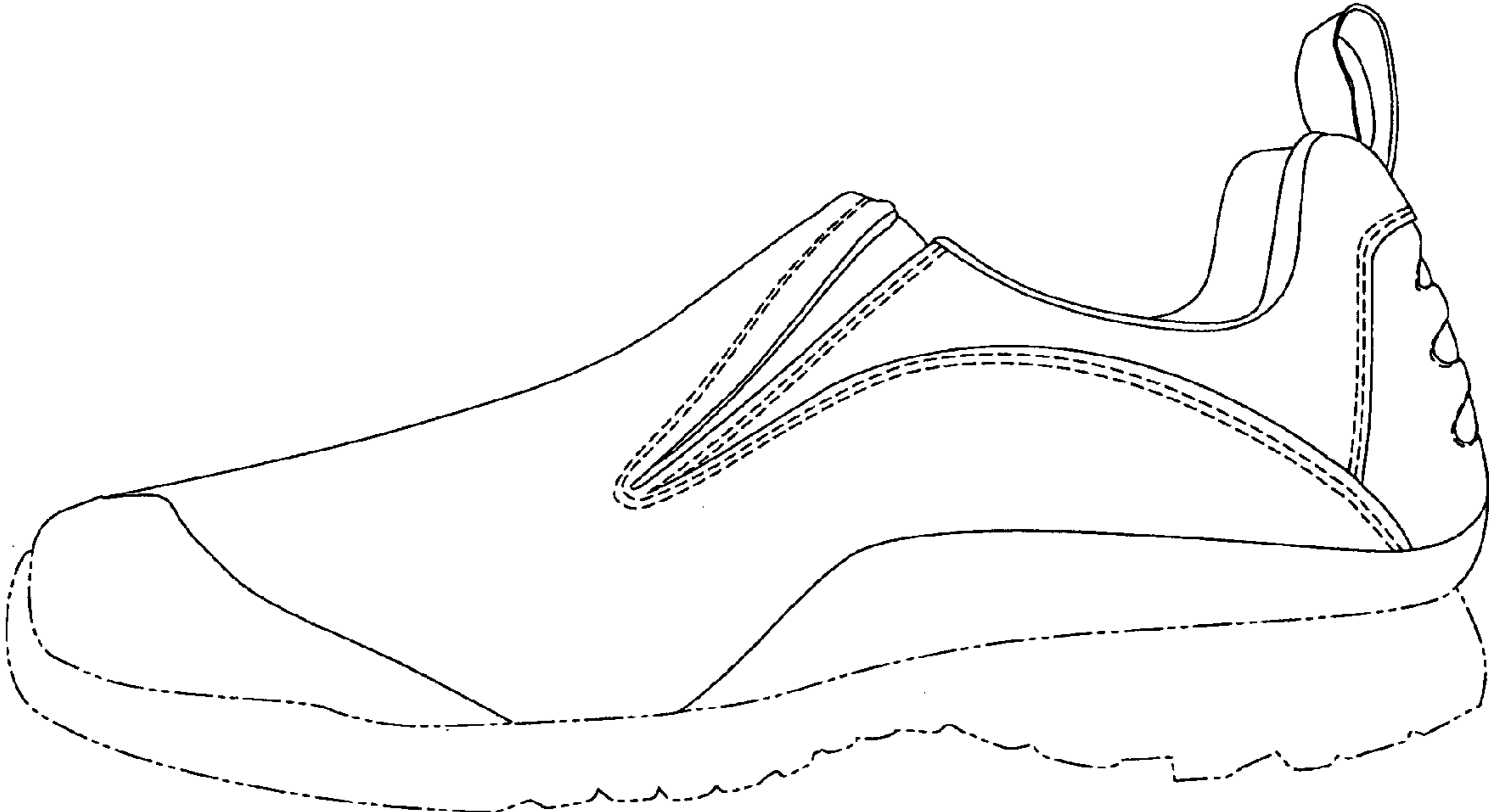


Fig. 3

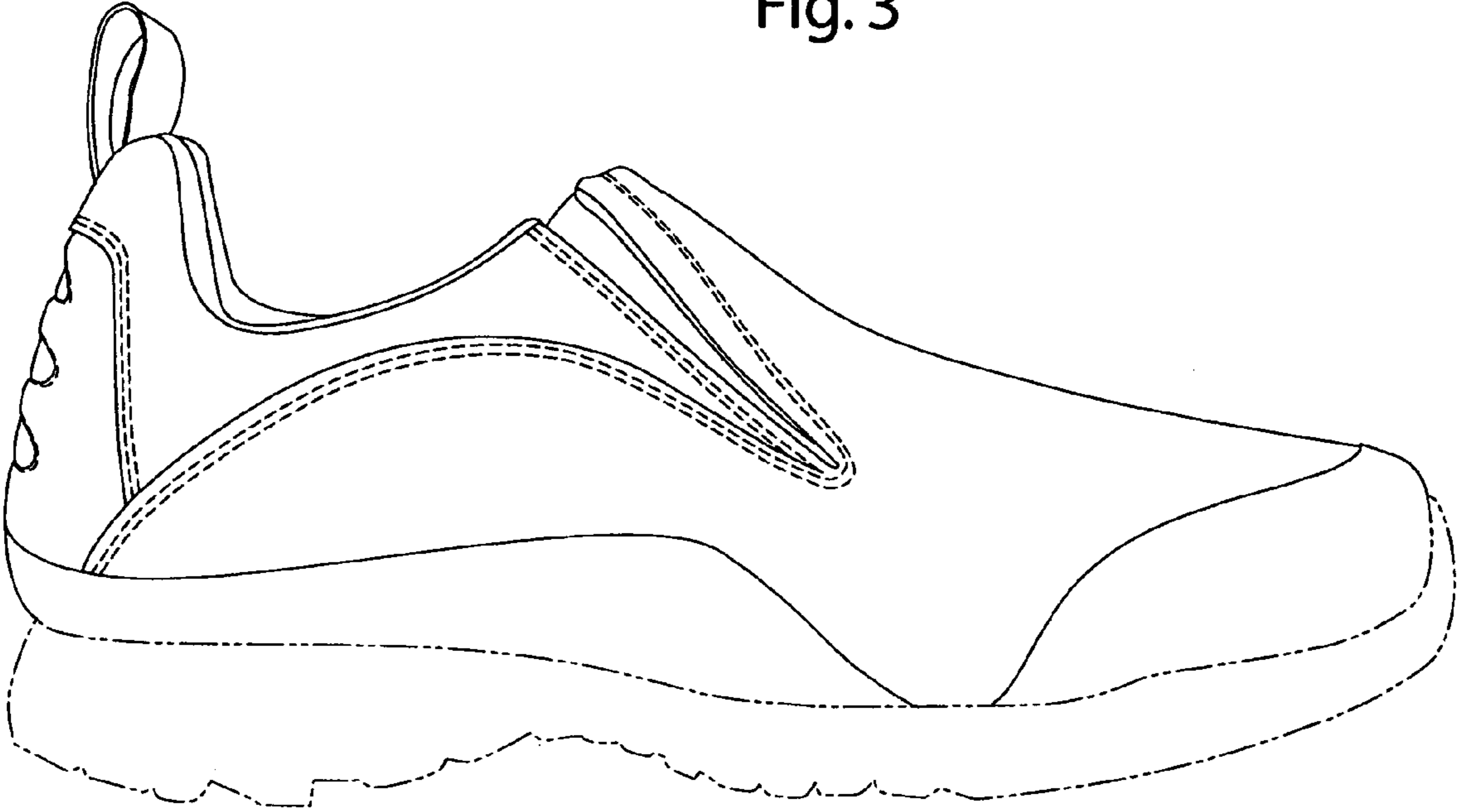


Fig. 4

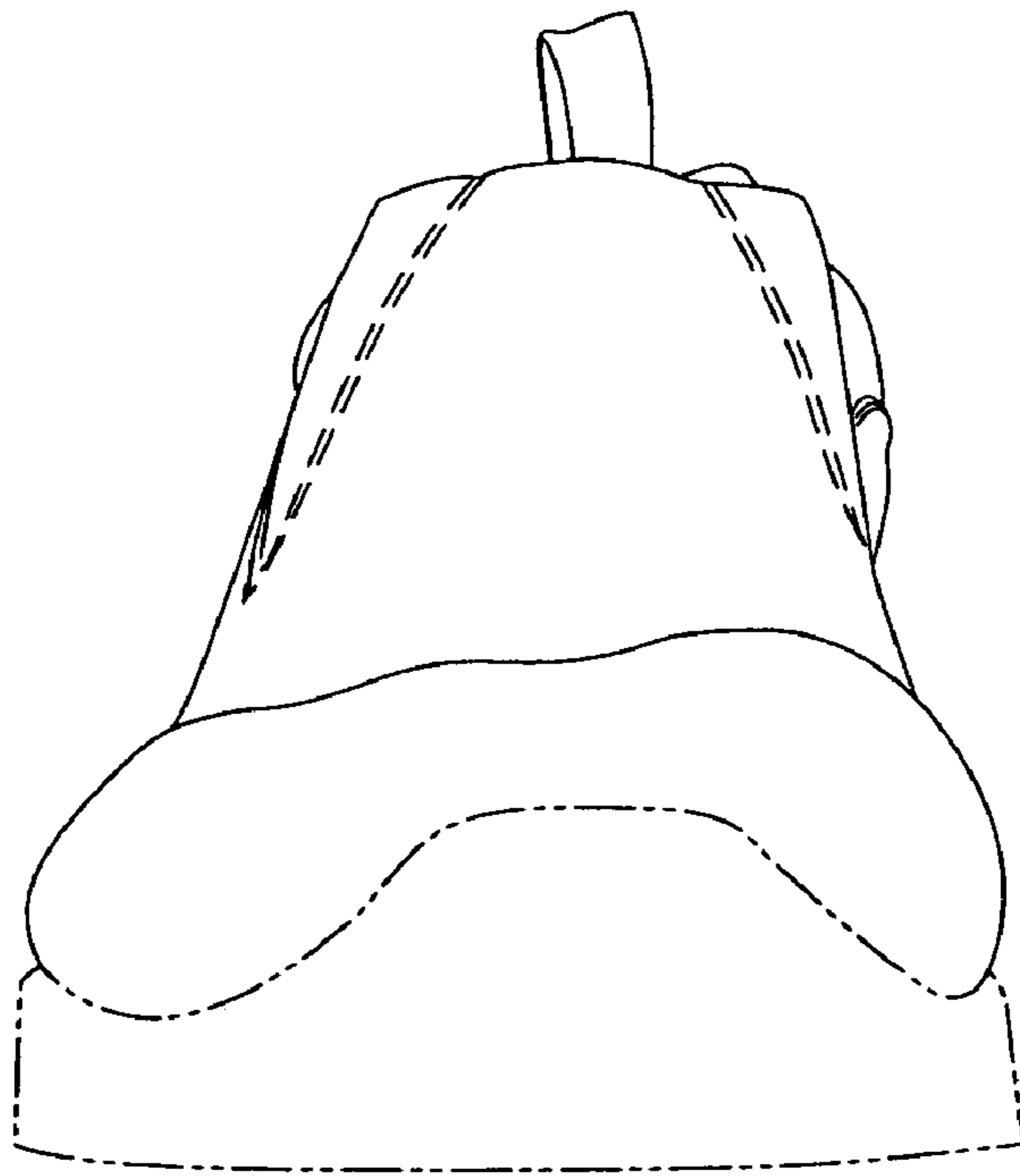


Fig. 5

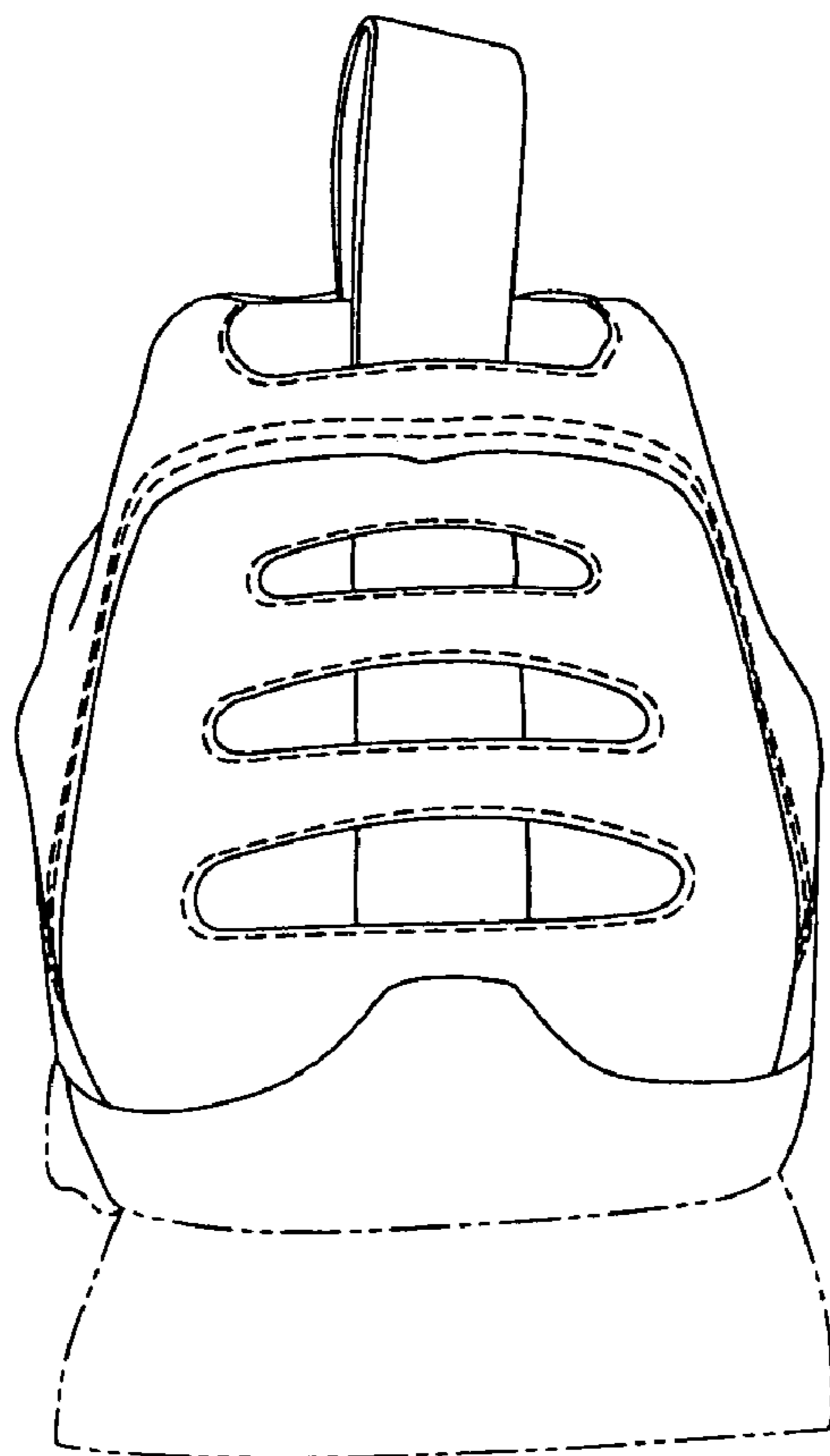


Fig. 6