



US00D545533S

(12) **United States Design Patent**
Belley et al.

(10) **Patent No.:** **US D545,533 S**

(45) **Date of Patent:** **** Jul. 3, 2007**

(54) **FOOTWEAR SOLE**

(75) Inventors: **Manon Belley**, Laval (CA); **Grant A. Urie**, Shelburne, VT (US); **Cristian Ardissono**, Montebelluna (IT)

(73) Assignee: **Wolverine World Wide, Inc.**, Rockford, MI (US)

(**) Term: **14 Years**

(21) Appl. No.: **29/231,191**

(22) Filed: **Jun. 2, 2005**

(51) **LOC (8) Cl.** **02-04**

(52) **U.S. Cl.** **D2/956; D2/953; D2/954; D2/955; D2/960**

(58) **Field of Classification Search** D2/902, D2/948-949, 951-960; D12/513, 545, 580, D12/583, 602; 36/3 B, 22 R, 24.5, 25 R, 36/28, 32 R, 34 R, 59 C

See application file for complete search history.

(56) **References Cited**

U.S. PATENT DOCUMENTS

D407,192 S *	3/1999	Chassaing	D2/955
D409,826 S *	5/1999	Turner et al.	D2/955
D445,561 S *	7/2001	Bramani	D2/954
D463,097 S *	9/2002	Matis et al.	D2/956
D502,595 S *	3/2005	Sonnergren	D2/955
D503,029 S *	3/2005	Sonnergren	D2/955
D504,758 S *	5/2005	Sonnergren	D2/955
D507,097 S *	7/2005	Sonnergren	D2/956
D508,308 S *	8/2005	Galway	D2/972
D508,764 S *	8/2005	Sonnergren	D2/956
D509,048 S *	9/2005	Sonnergren	D2/956
D509,344 S *	9/2005	Sonnergren	D2/956
D515,290 S *	2/2006	Sonnergren	D2/954
D515,291 S *	2/2006	Sonnergren	D2/954

D516,781 S *	3/2006	Ardissono et al.	D2/954
D522,724 S *	6/2006	Urie et al.	D2/954
7,082,700 B2 *	8/2006	Meschan	36/42
D530,491 S *	10/2006	Sonnergren	D2/956
D530,893 S *	10/2006	Sonnergren	D2/956

OTHER PUBLICATIONS

Merrell Fall 2000 Catalog, p. 27.
HyTest 1997 Catalog, pp. 64, 65.
Merrell Spring 2005 Catalog, p. 26.

* cited by examiner

Primary Examiner—Celia A. Murphy

(74) *Attorney, Agent, or Firm*—Warner Norcross & Judd LLP

(57) **CLAIM**

The ornamental design for footwear sole, as shown and described.

DESCRIPTION

FIG. 1 is a perspective view of the footwear sole embodying the new design;

FIG. 2 is a top plan view thereof;

FIG. 3 is a right side view thereof;

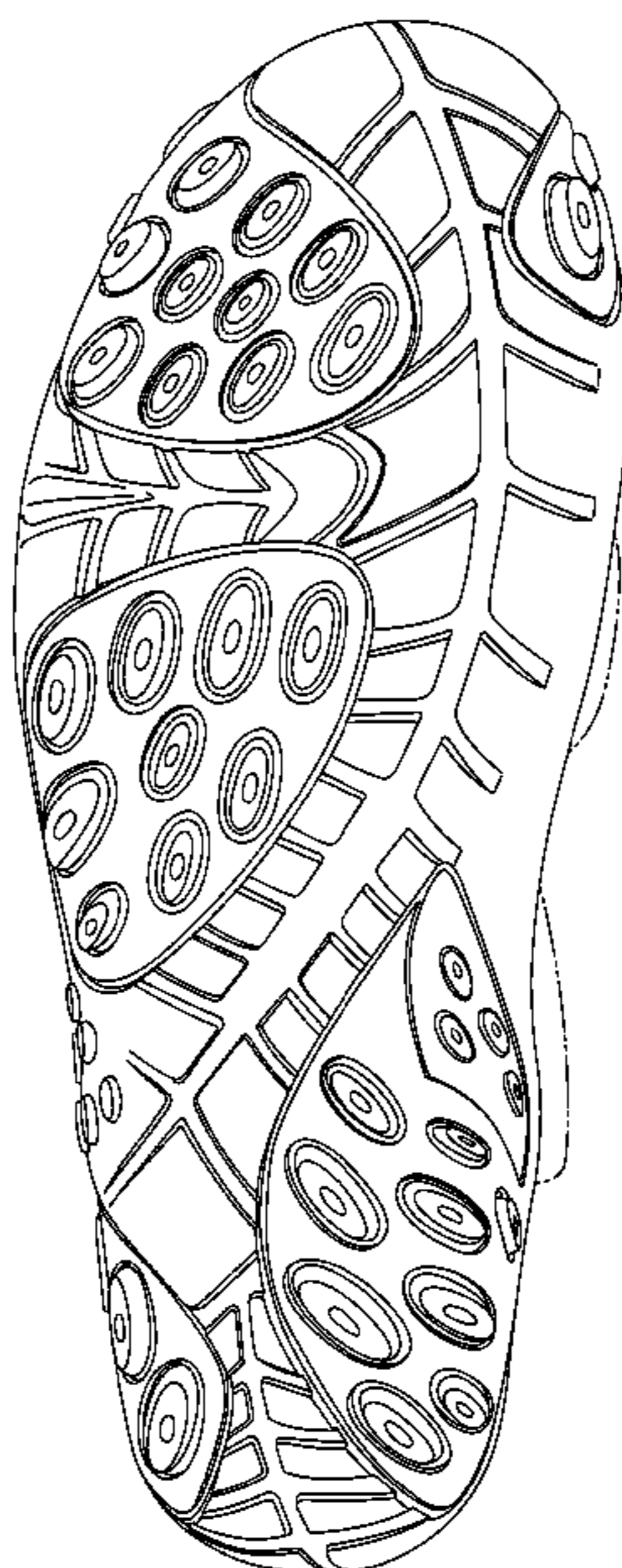
FIG. 4 is a left side view thereof;

FIG. 5 is a front view thereof; and,

FIG. 6 is a rear view thereof.

FIGS. 1-6 show features of an article of footwear in phantom lines. These features are shown for environmental purposes and do not form any part of the claimed design. Further, the phantom lines immediately adjacent the solid-line portions of the design form the boundary of the design, with the phantom lines forming no part of the claimed design.

1 Claim, 4 Drawing Sheets






Fig. 1

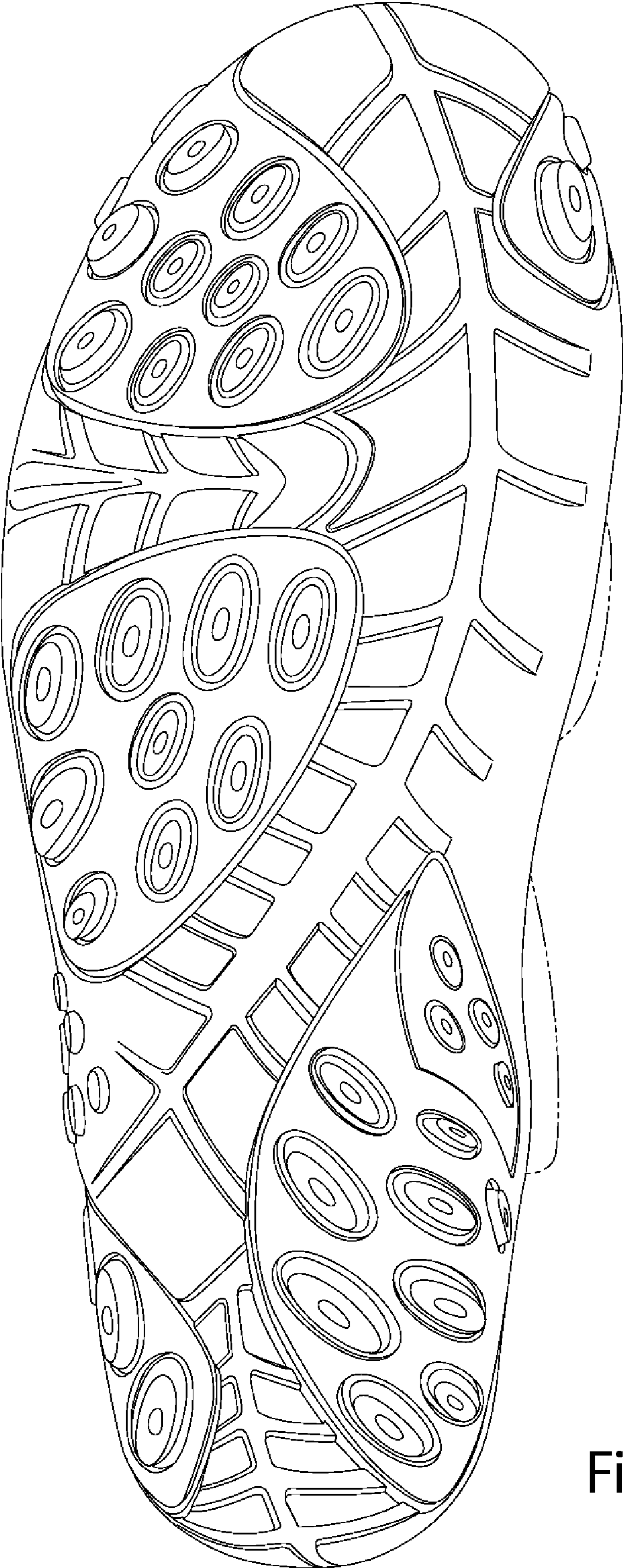


Fig. 2




Fig. 3

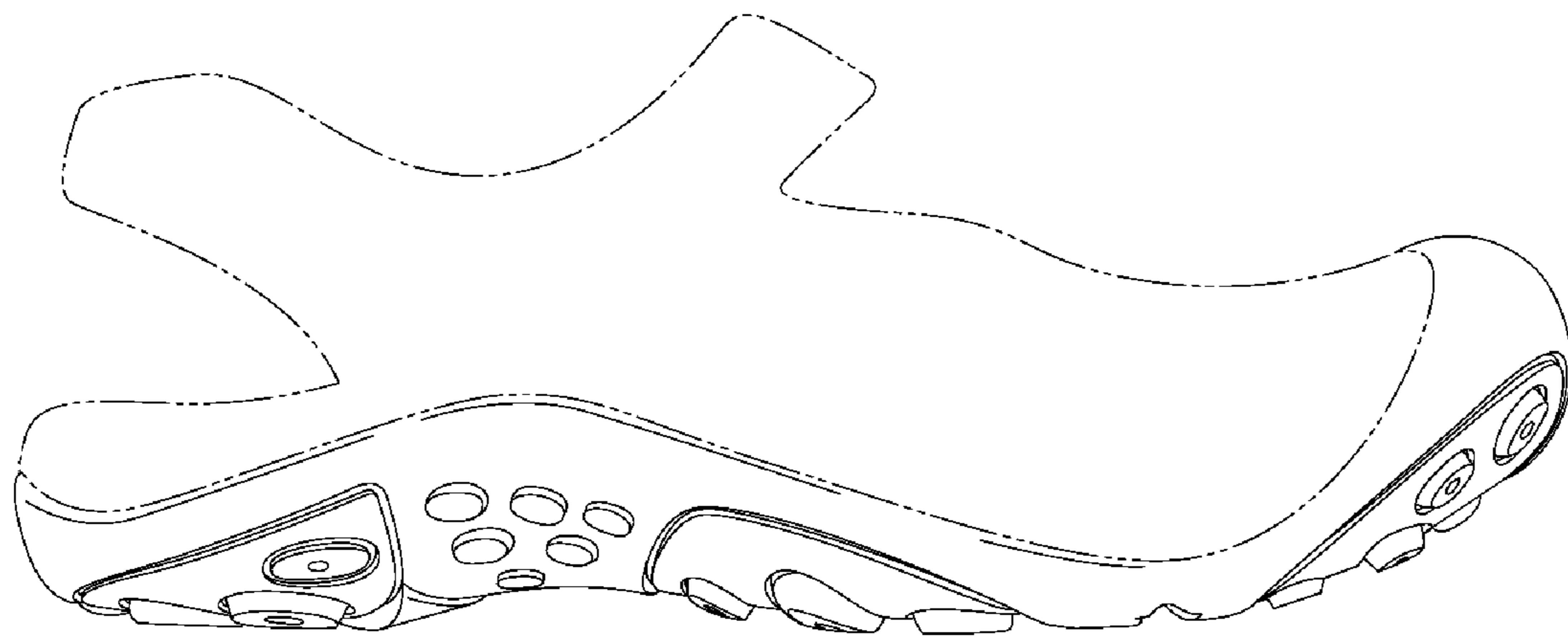


Fig. 4

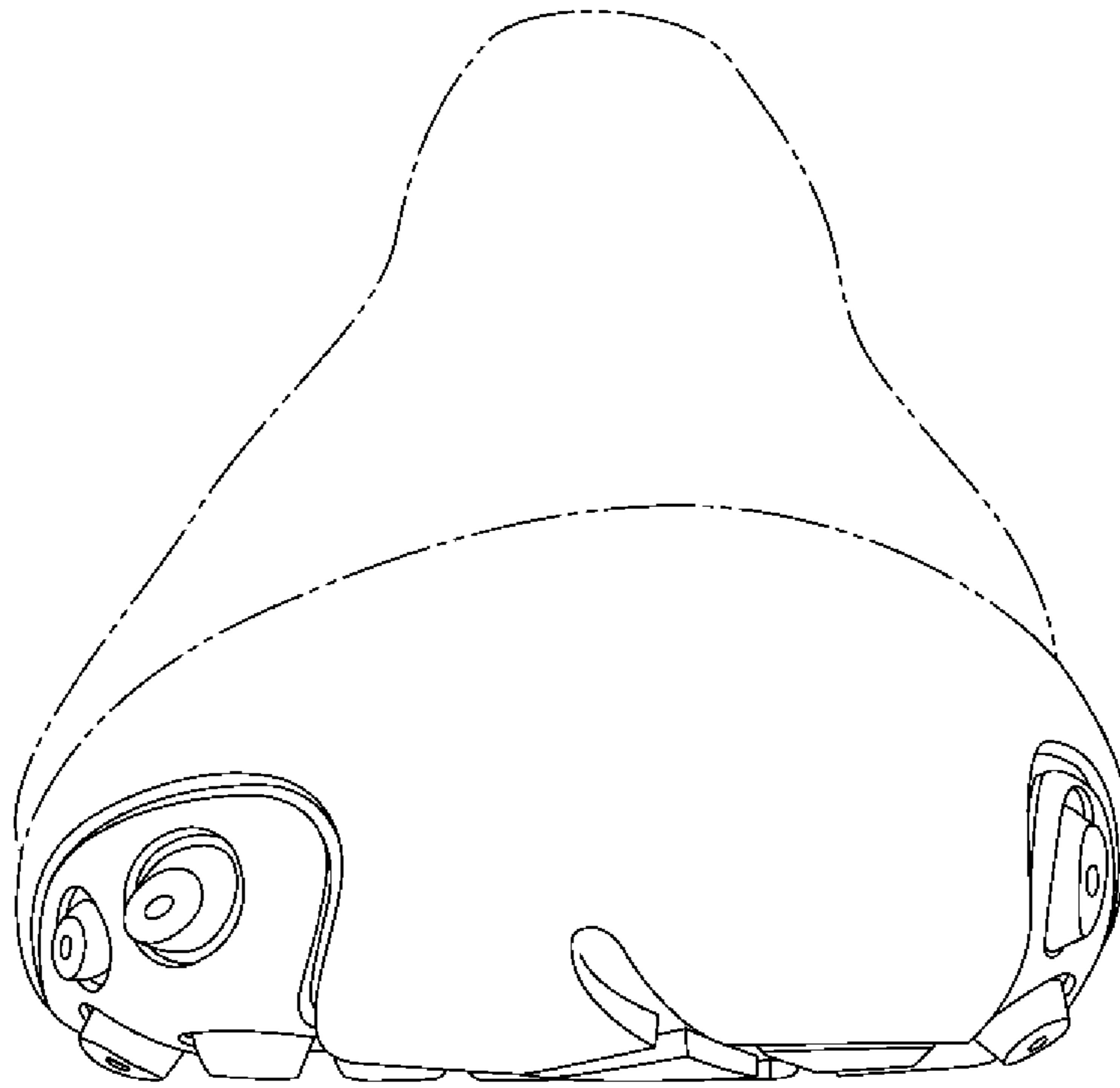


Fig. 5

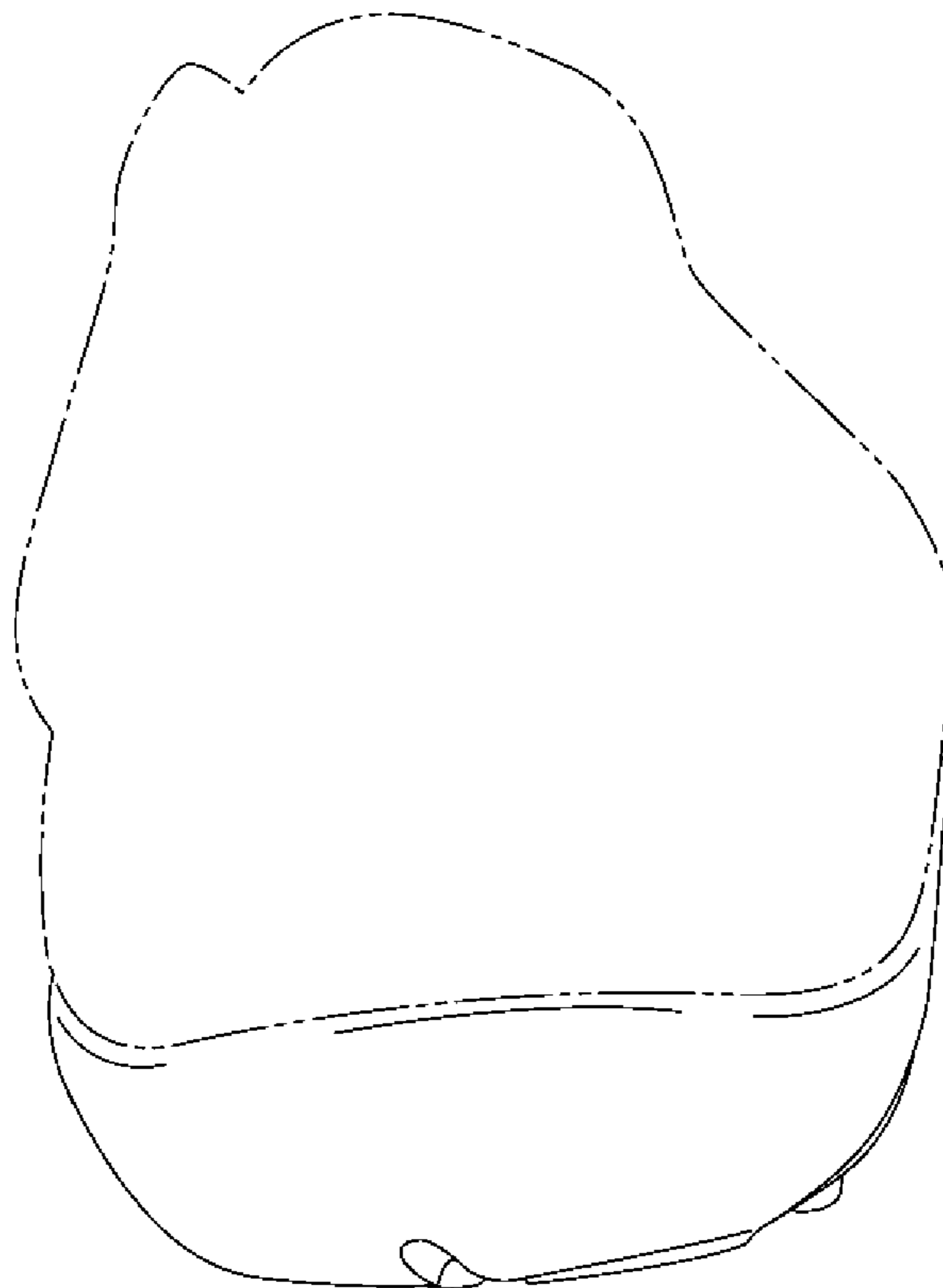


Fig. 6