

US00D545498S

(12) **United States Design Patent**
Kennedy

(10) **Patent No.:** **US D545,498 S**

(45) **Date of Patent:** **** Jun. 26, 2007**

(54) **NAIL FILE**

(75) Inventor: **Greg Kennedy**, Ventura, CA (US)

(73) Assignee: **UFP Technologies, Inc.**, Georgetown, MA (US)

(**) Term: **14 Years**

(21) Appl. No.: **29/263,200**

(22) Filed: **Jul. 18, 2006**

(51) **LOC (8) Cl.** **28-03**

(52) **U.S. Cl.** **D28/59**

(58) **Field of Classification Search** 132/73,
132/73.5, 73.6, 75.3, 75.6, 76.2, 76.4, 76.5;
606/131; D24/147; D28/56-59, 62
See application file for complete search history.

(56) **References Cited**

U.S. PATENT DOCUMENTS

D276,276 S *	11/1984	Bankier	D28/59
D323,569 S *	1/1992	Nguyen	D28/59
D338,740 S *	8/1993	Nguyen	D28/59

* cited by examiner

Primary Examiner—Jennifer Rivard

(74) *Attorney, Agent, or Firm*—Mark S. Leonardo; Brown Rudnick Berlack Israels LLP

(57) **CLAIM**

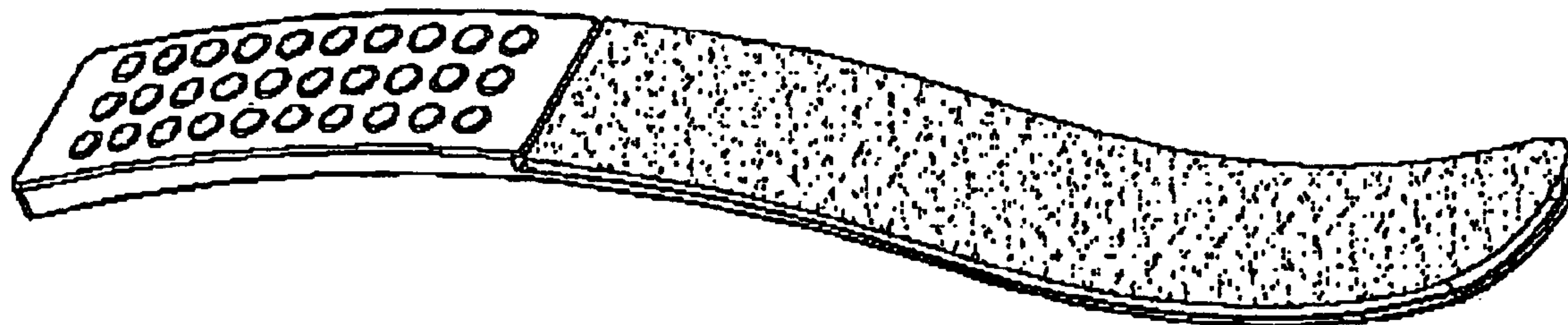
The ornamental design for a nail file, as shown and described.

DESCRIPTION

FIG. 1 illustrates a top perspective view of a nail file employing an ornamental design in accordance with the present invention including shading for illustrating a rough surface;

FIG. 2 illustrates a top plan view of the nail file of FIG. 1; FIG. 3 is a side elevation view of the nail file of FIG. 1; FIG. 4 is a front elevation view of the nail file of FIG. 1; FIG. 5 is a side elevation view of the nail file of FIG. 1; FIG. 6 is a back elevation view of the nail file of FIG. 1; and, FIG. 7 is a bottom plan view of the nail file of FIG. 1.

1 Claim, 4 Drawing Sheets



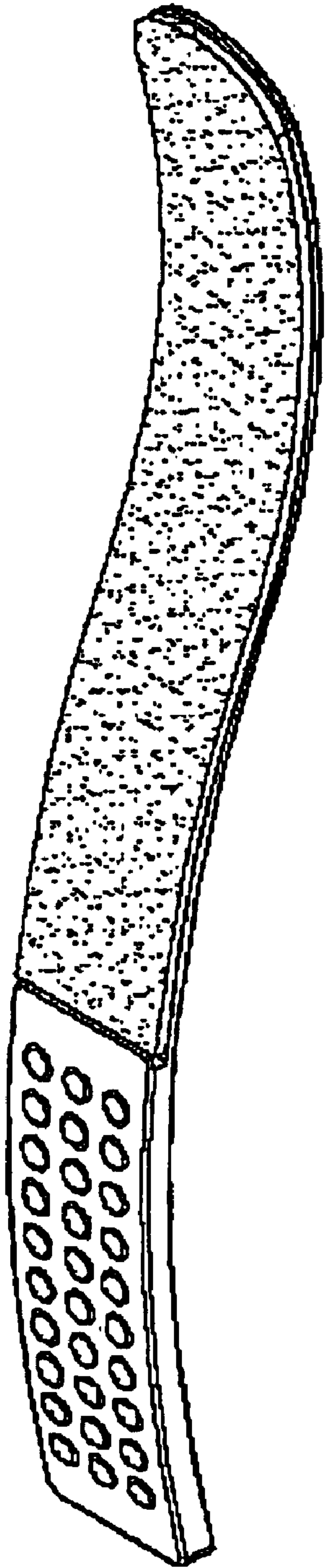


FIG. 1

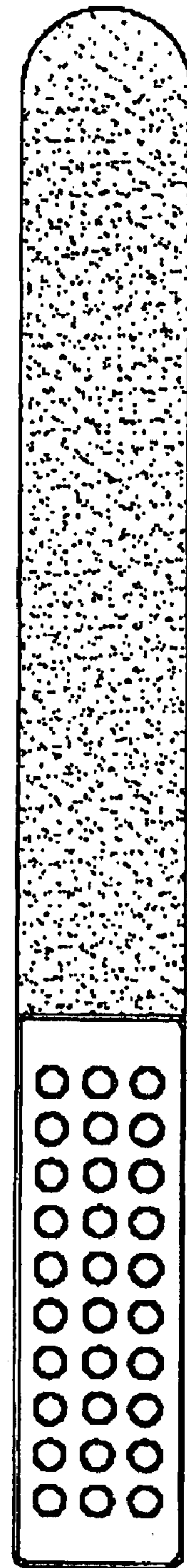


FIG. 2

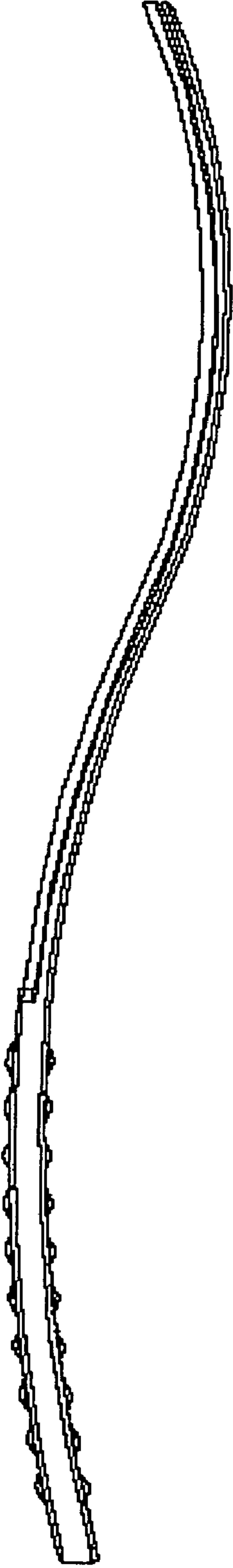


FIG. 3

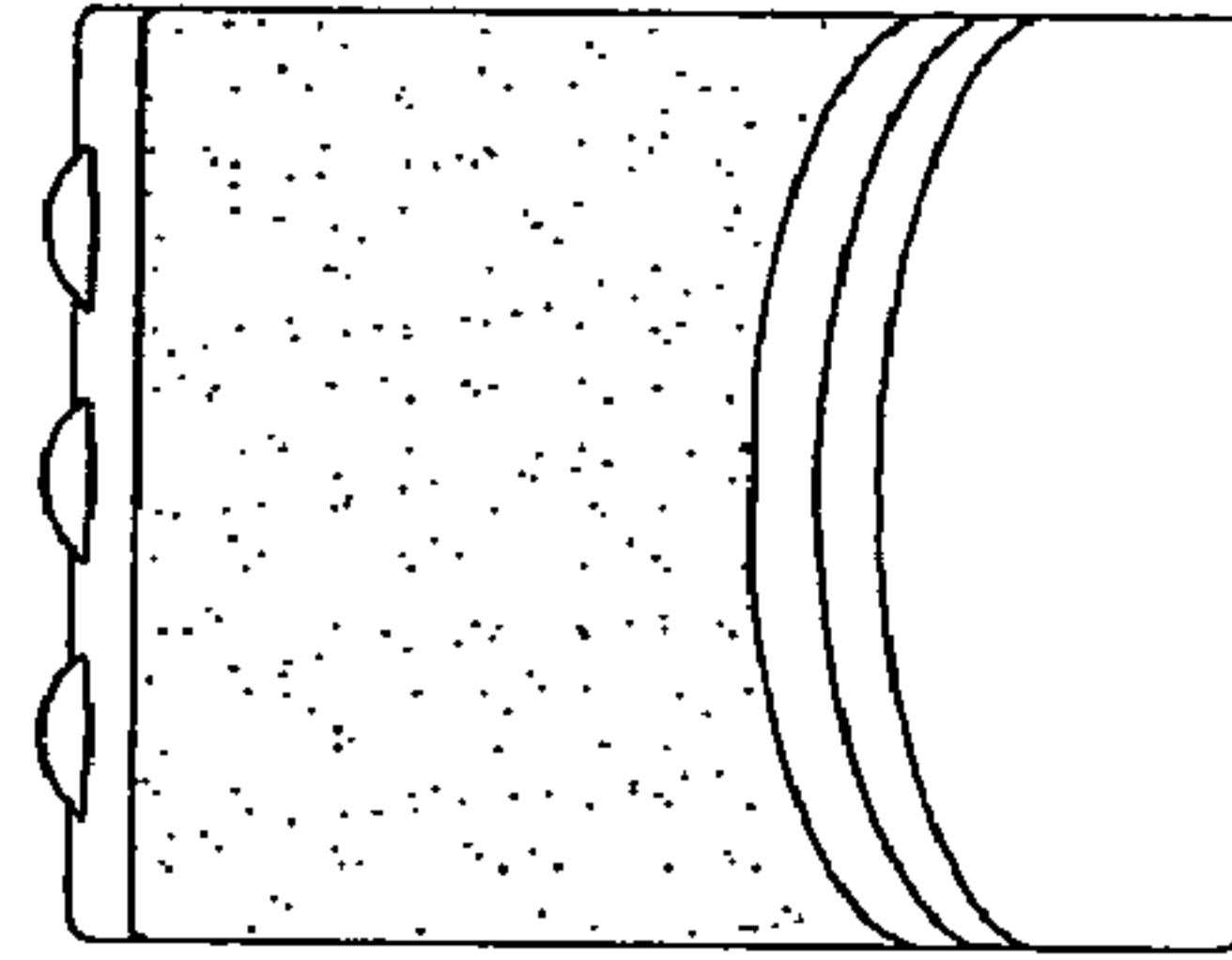


FIG. 4

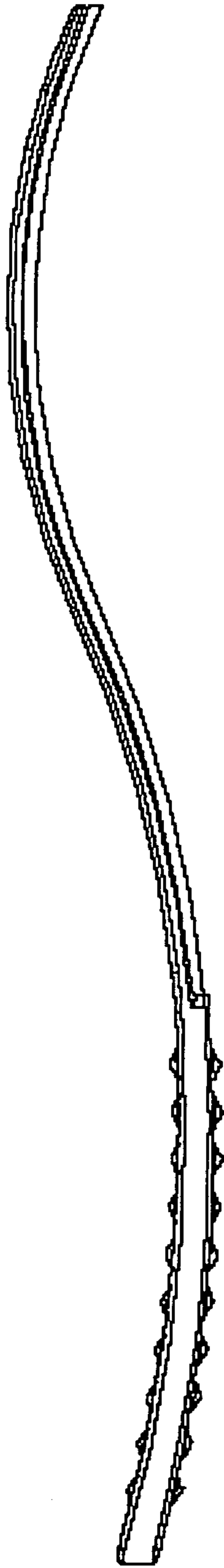


FIG. 5

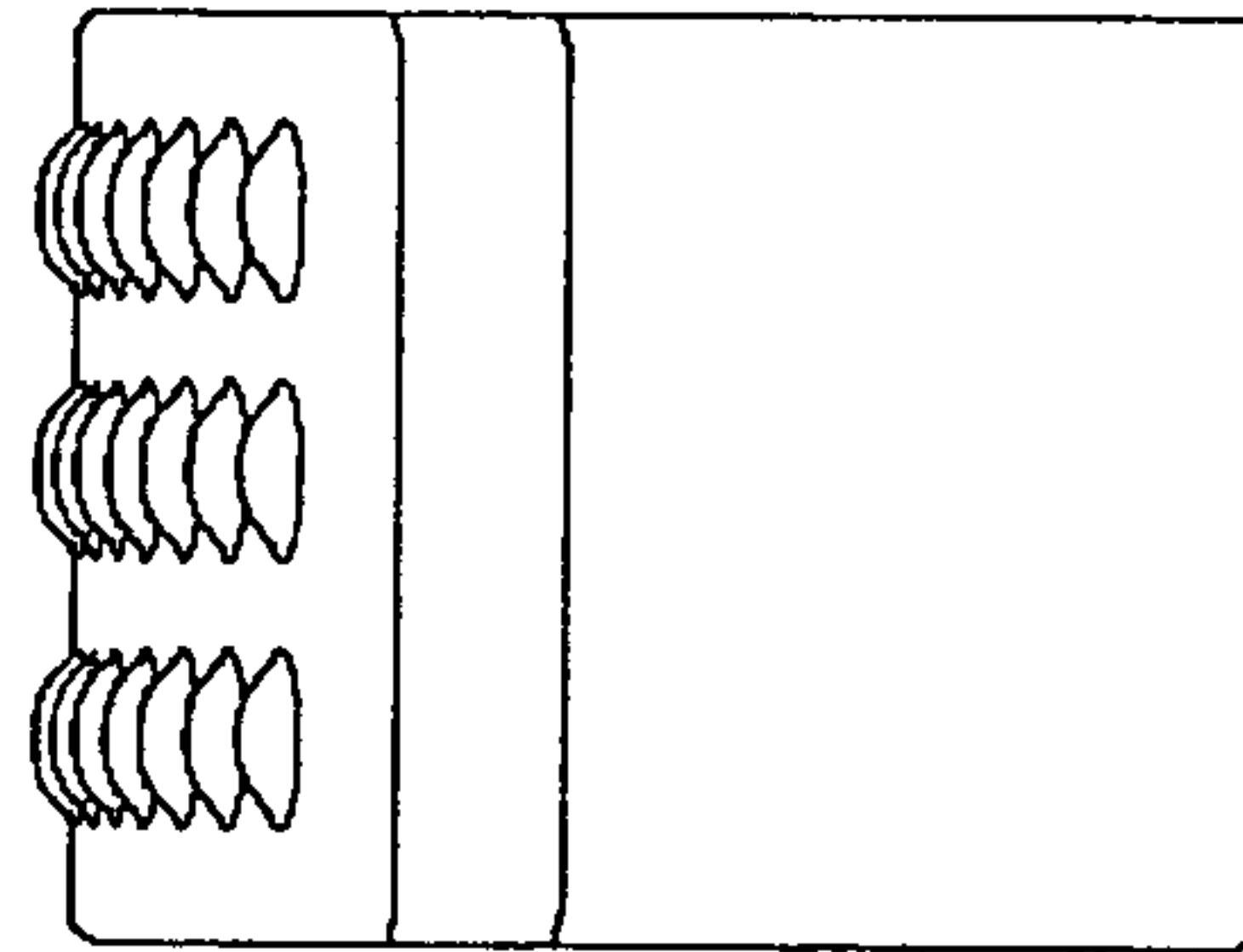


FIG. 6




FIG. 7