

US00D545494S

(12) **United States Design Patent**  
**Soeprapto**

(10) **Patent No.:** **US D545,494 S**

(45) **Date of Patent:** **\*\* Jun. 26, 2007**

(54) **CIGARETTE ROLLING MACHINE**

(75) Inventor: **Bambang Soeprapto**, Kudus (ID)

(73) Assignee: **Imperial Tobacco Limited**, Southville (GB)

(\*\*) Term: **14 Years**

(21) Appl. No.: **29/250,016**

(22) Filed: **Oct. 31, 2006**

(30) **Foreign Application Priority Data**

May 4, 2006 (EM) ..... 000524467

(51) **LOC (8) Cl.** ..... **27-06**

(52) **U.S. Cl.** ..... **D27/194**

(58) **Field of Classification Search** ..... D27/172,  
D27/183, 184, 194; 131/58, 70-75, 329  
See application file for complete search history.

(56) **References Cited**

**U.S. PATENT DOCUMENTS**

- D120,751 S \* 5/1940 Fuller ..... D27/194
- D400,300 S \* 10/1998 Brandenburg et al. .... D27/194
- D473,338 S \* 4/2003 Brandenburg et al. .... D27/194

\* cited by examiner

*Primary Examiner*—Jennifer Rivard

(74) *Attorney, Agent, or Firm*—Stites & Harbison PLLC; Douglas E. Jackson

(57) **CLAIM**

The ornamental design for a cigarette rolling machine, as shown and described.

**DESCRIPTION**

FIG. 1 is front view of a cigarette rolling machine according to the present invention, with the rear view being a mirror image thereof.


FIG. 2 is a top view of the cigarette rolling machine depicted in FIG. 1.

FIG. 3 is a bottom view of the cigarette rolling machine depicted in FIG. 1.

FIG. 4 is a right side view of the cigarette rolling machine depicted in FIG. 1, with the left side view being a mirror image thereof; and,

FIG. 5 is a perspective front, top and left side view of the cigarette rolling machine depicted in FIG. 1.

**1 Claim, 2 Drawing Sheets**








FIG. 1




FIG. 2




FIG. 3



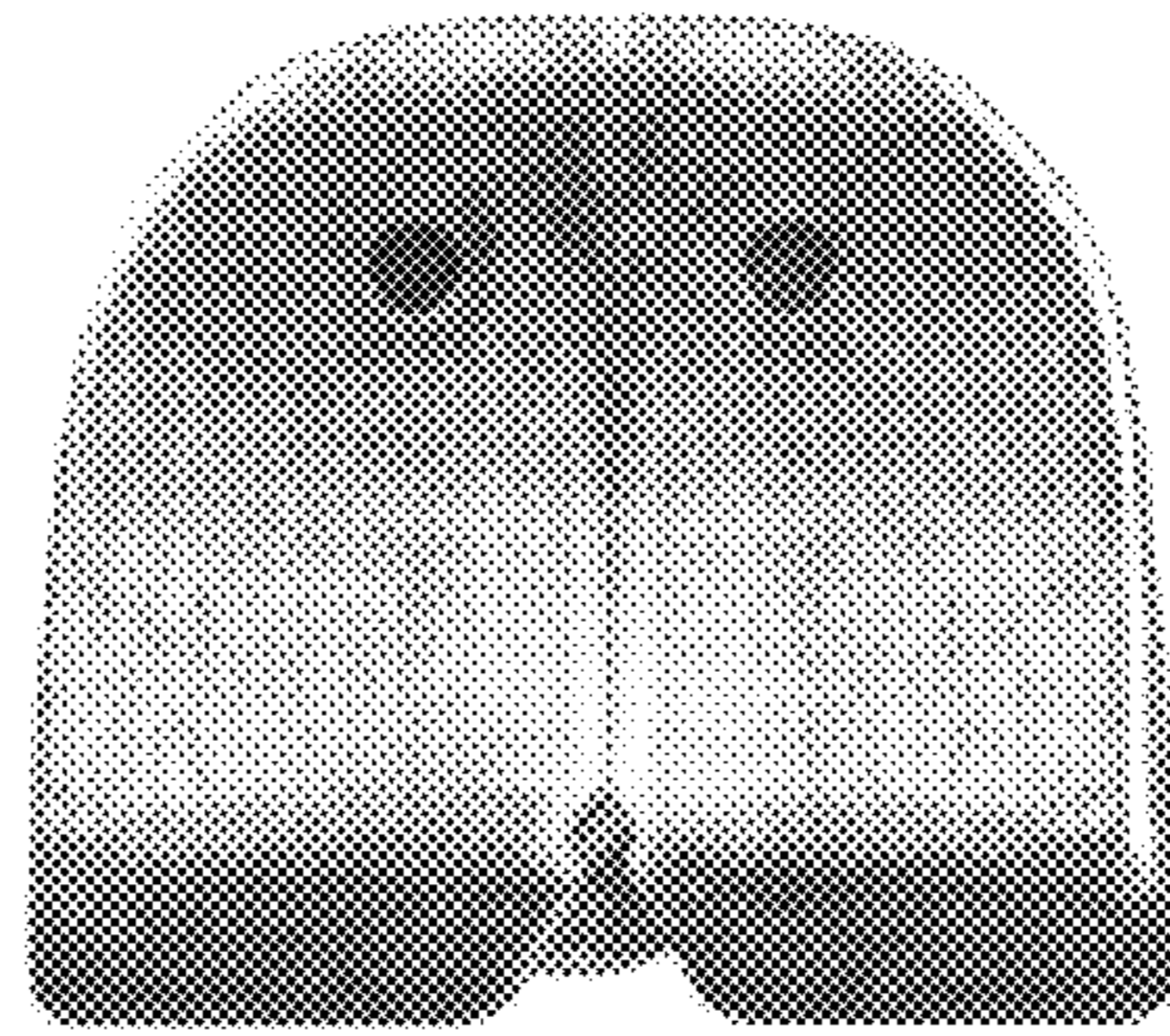


FIG. 4



FIG. 5