



US00D545464S

(12) **United States Design Patent**
Bucher

(10) **Patent No.:** **US D545,464 S**

(45) **Date of Patent:** **** Jun. 26, 2007**

(54) **LIGHT**

(75) **Inventor:** **Lloyd K. Bucher**, Cookeville, TN (US)

(73) **Assignee:** **Federal-Mogul World Wide, Inc.**,
Southfield, MI (US)

(**) **Term:** **14 Years**

(21) **Appl. No.:** **29/263,919**

(22) **Filed:** **Jul. 31, 2006**

(51) **LOC (8) Cl.** **26-06**

(52) **U.S. Cl.** **D26/28; D26/74**

(58) **Field of Classification Search** **D26/28,**
D26/74, 85, 88, 89; 362/147, 364, 366, 372,
362/488-494

See application file for complete search history.

(56) **References Cited**

U.S. PATENT DOCUMENTS

D79,268 S *	8/1929	Schnell	D26/28
D79,342 S *	9/1929	Schnell	D26/28
D124,618 S *	1/1941	Trautner	D26/28
D157,349 S *	2/1950	Daon	D26/28
3,305,168 A *	2/1967	Ramniceanu	362/480
D291,253 S *	8/1987	Ortega	D26/29

D382,659 S *	8/1997	Kaloustian	D26/28
D406,670 S *	3/1999	Yeh	D26/74
6,013,956 A *	1/2000	Anderson, Jr.	362/490
6,502,969 B2 *	1/2003	Logel et al.	362/490
7,093,964 B2	8/2006	Bynum		
2005/0174791 A1	8/2005	Bynum		
2005/0276056 A1 *	12/2005	Tiesler	362/490
2006/0092649 A1	5/2006	Bynum		

* cited by examiner

Primary Examiner—Clare E Heflin

(74) *Attorney, Agent, or Firm*—Dickinson Wright PLLC

(57) **CLAIM**

The ornamental design for a light, as shown and described.

DESCRIPTION

FIG. 1 is a perspective view of an exterior surface configuration of a light assembly;

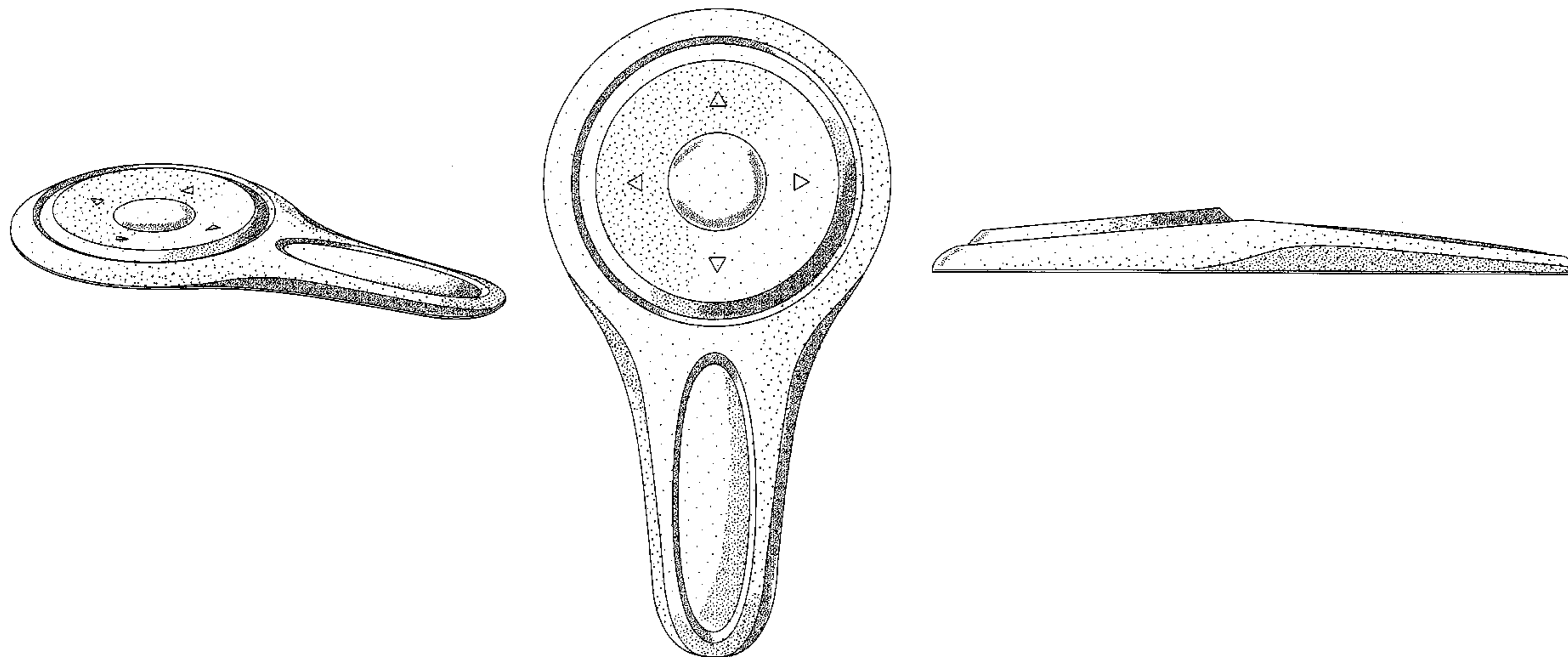
FIG. 2 is a plan view thereof;

FIG. 3 is a left side elevational view thereof, the right side elevational view being a mirror image thereof;

FIG. 4 is a front elevational view thereof; and,

FIG. 5 is a rear elevational view thereof.

1 Claim, 3 Drawing Sheets



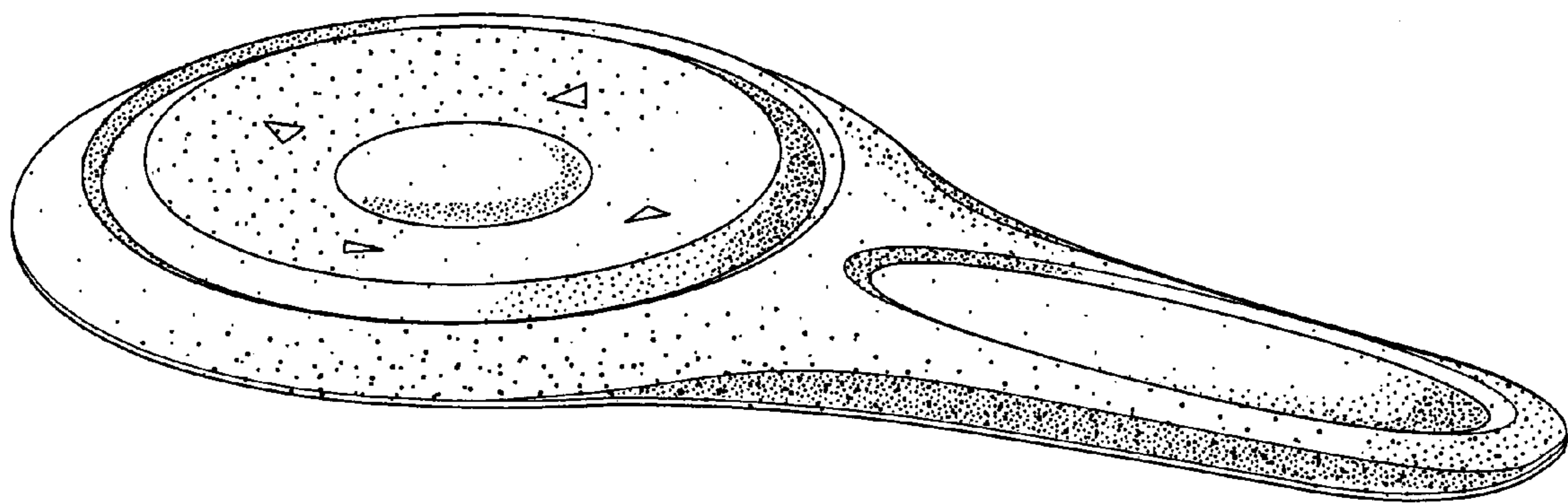


Fig. 1

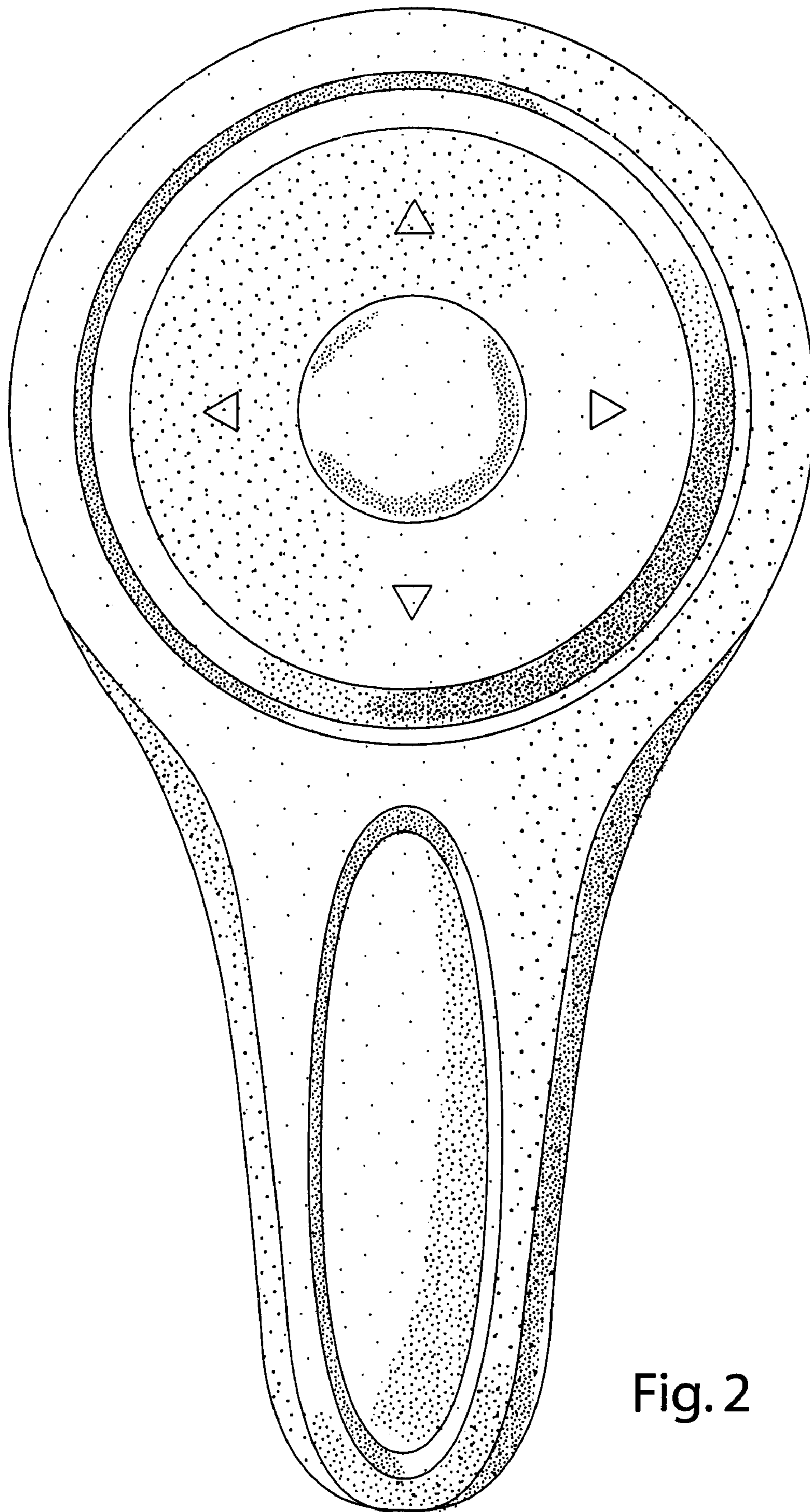


Fig. 2

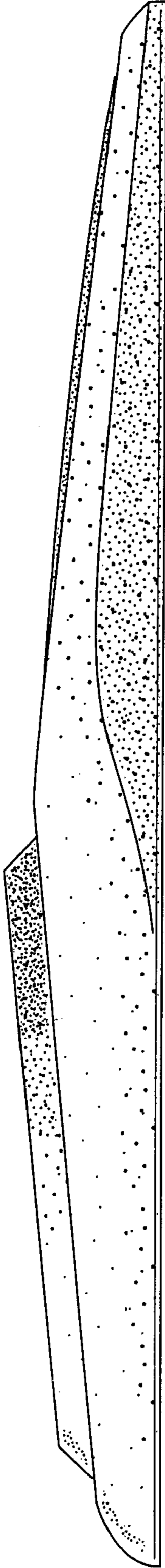


Fig. 3

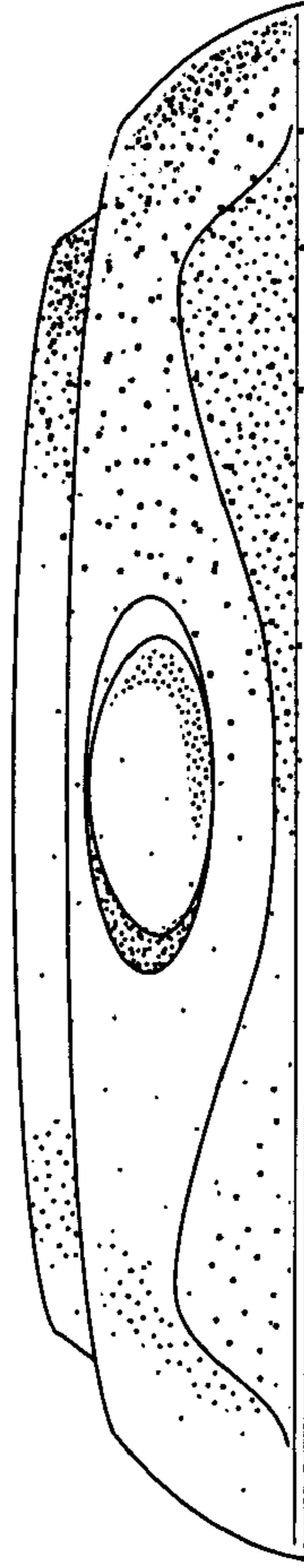


Fig. 4

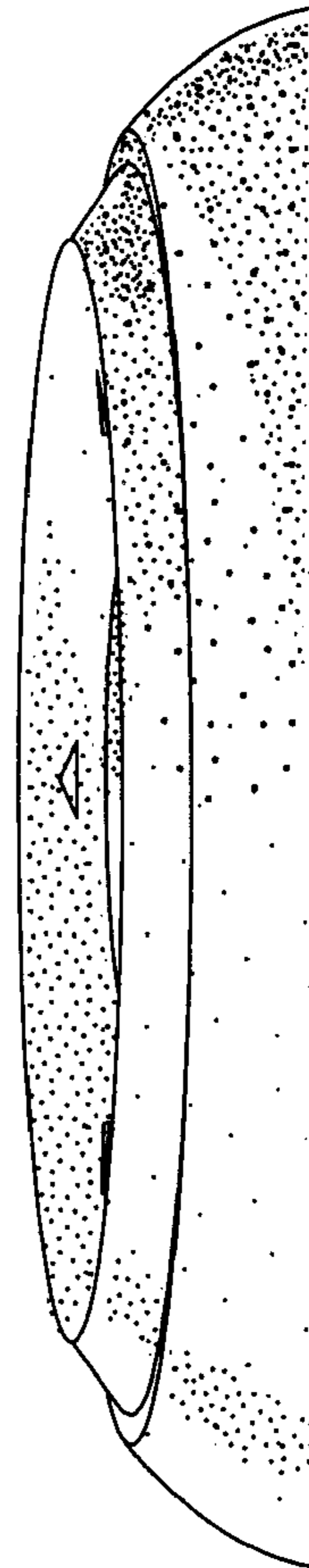


Fig. 5