



US00D545450S

(12) **United States Design Patent**
Whalen

(10) **Patent No.:** **US D545,450 S**

(45) **Date of Patent:** **** Jun. 26, 2007**

(54) **KIOSK**

(75) **Inventor:** **Paul L. Whalen**, New York, NY (US)

(73) **Assignee:** **JCDECAUX SA**, Neuilly-sur-Seine (FR)

(**) **Term:** **14 Years**

(21) **Appl. No.:** **29/230,151**

(22) **Filed:** **May 18, 2005**

(30) **Foreign Application Priority Data**

Nov. 18, 2004 (FR) 04 5591

(51) **LOC (8) Cl.** **25-03**

(52) **U.S. Cl.** **D25/16**

(58) **Field of Classification Search** D25/1,
D25/16, 31, 33; D6/396; 52/36.1, 36.2,
52/79.1

See application file for complete search history.

(56) **References Cited**

U.S. PATENT DOCUMENTS

D181,112 S * 10/1957 Smith D25/33

D382,975 S * 8/1997 Bolton D25/16

D411,017 S * 6/1999 Kleihues D25/16

D419,687 S * 1/2000 Meier D25/16

D421,499 S * 3/2000 Meier D25/16

D488,666 S * 4/2004 Mobley et al. D7/339

* cited by examiner

Primary Examiner—Louis S. Zarfes

Assistant Examiner—Kathleen Sims

(74) *Attorney, Agent, or Firm*—Stites & Harbison PLLC;
Douglas E. Jackson

(57) **CLAIM**

The ornamental design for an kiosk, as shown and described.

DESCRIPTION

FIG. 1 is a front elevational view of a kiosk incorporating the design of the present invention;

FIG. 2 is a rear elevational view thereof;

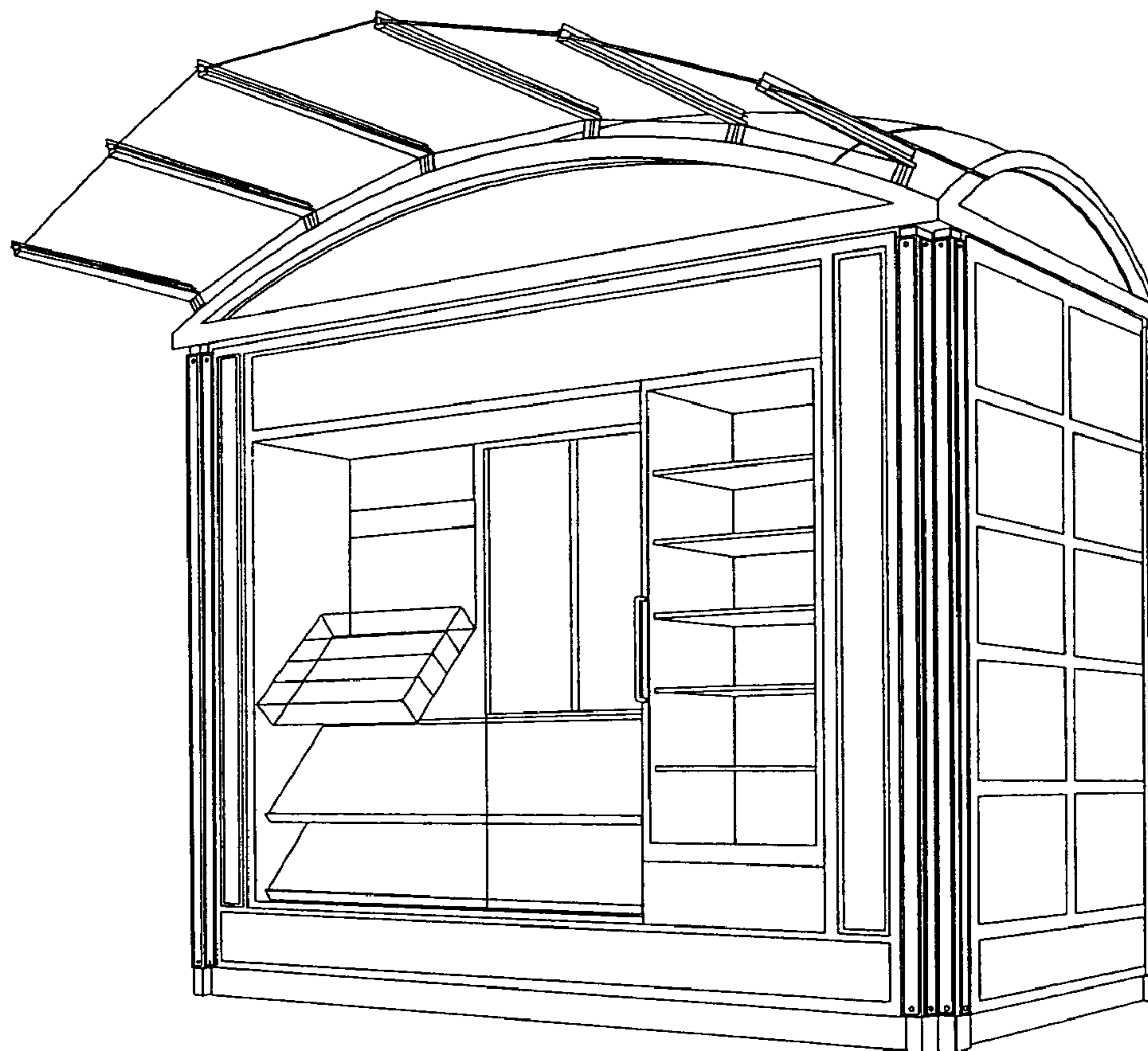
FIG. 3 is a right side elevational view thereof;

FIG. 4 is a left side elevational view thereof;

FIG. 5 is a top elevational view thereof; and,

FIG. 6 is an elevational perspective view thereof.

1 Claim, 6 Drawing Sheets






FIGURE 1




FIGURE 2




FIGURE 3




FIGURE 4

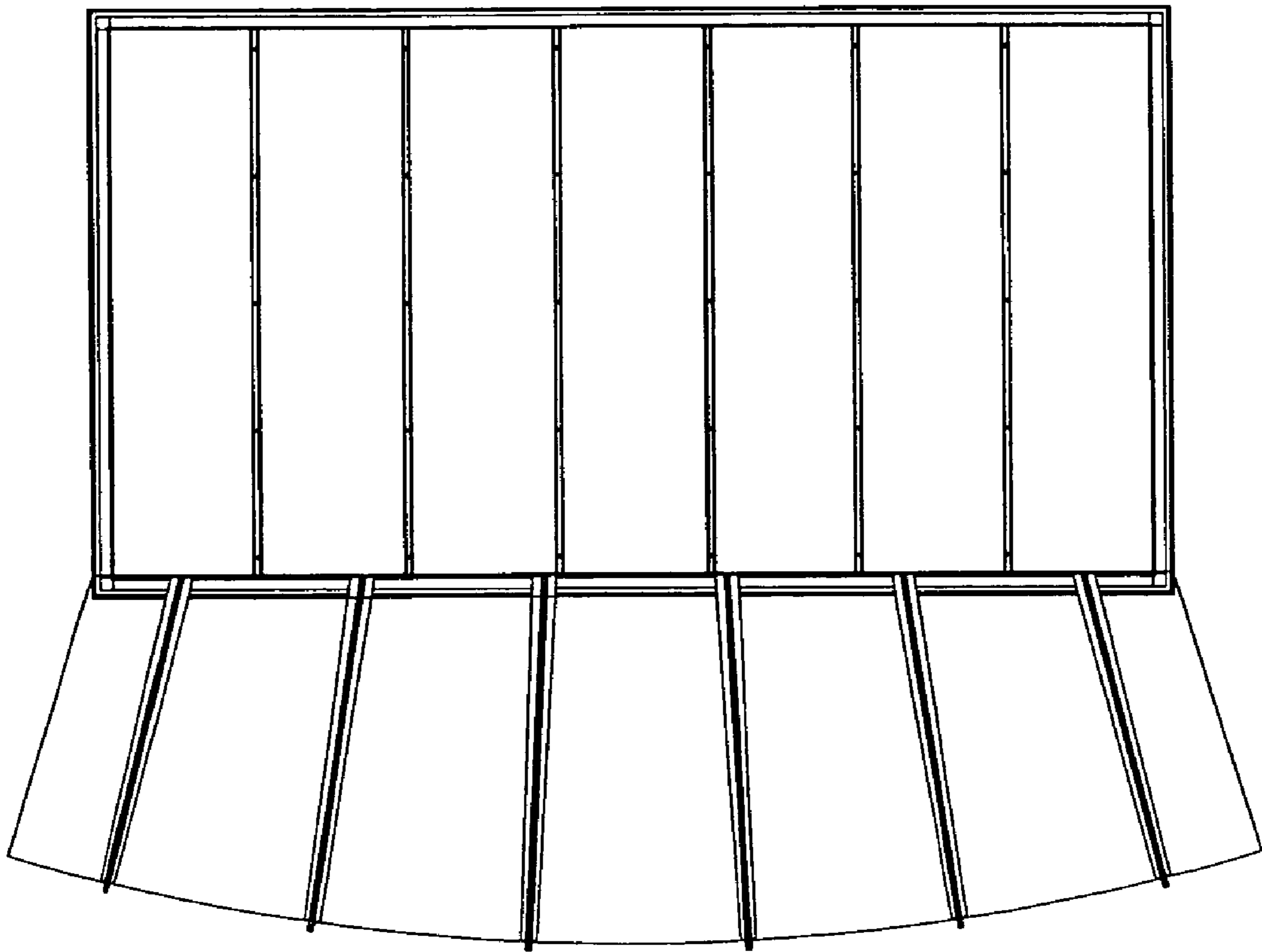


FIGURE 5

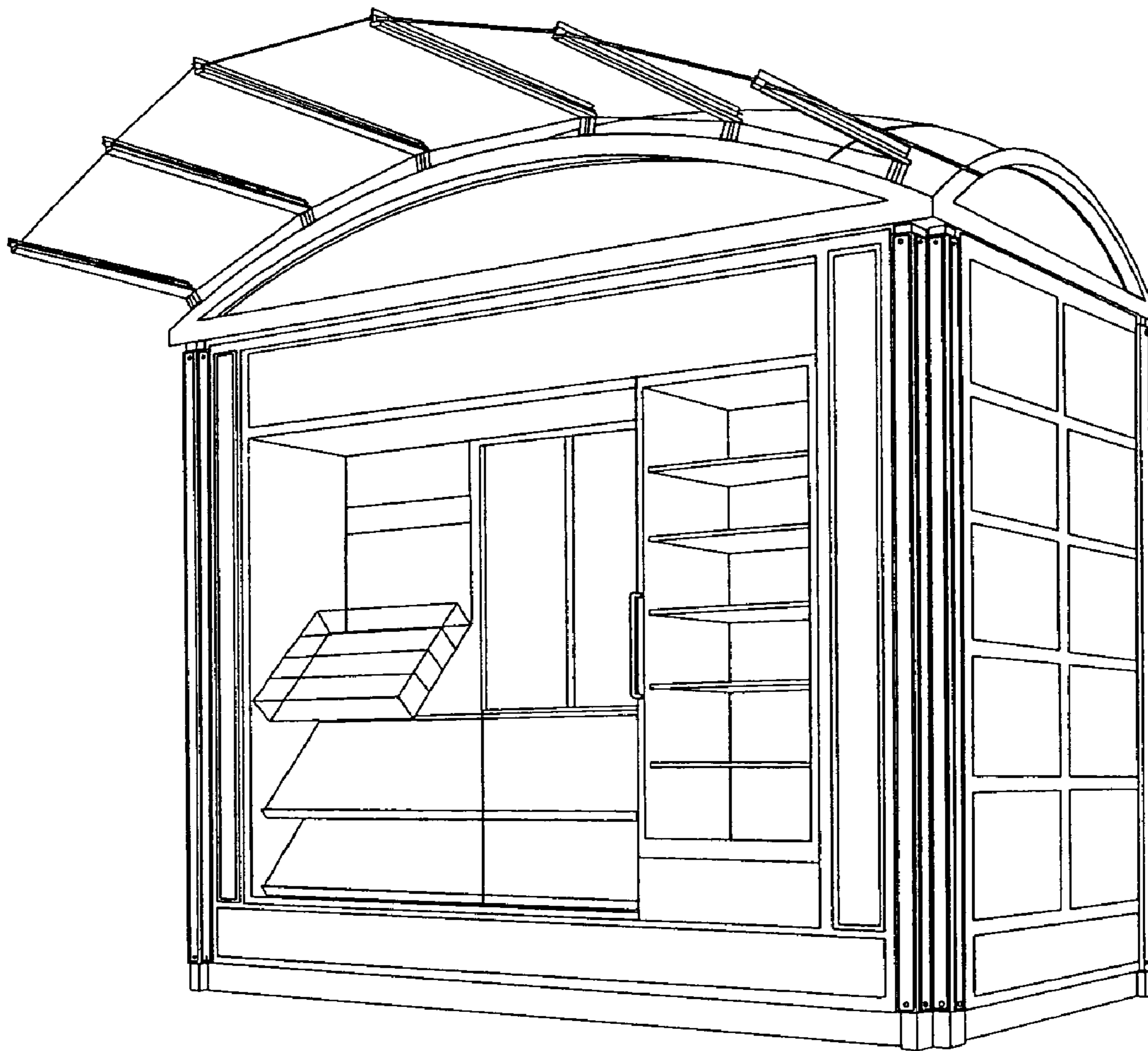


FIGURE 6