



US00D545441S

(12) **United States Design Patent**
Miyachika et al.

(10) **Patent No.:** **US D545,441 S**
(45) **Date of Patent:** **** Jun. 26, 2007**

(54) **MEDICAL PATCH**

(75) Inventors: **Takafumi Miyachika**, Tosu (JP);
Kenichi Yamashita, Tosu (JP); **Nobuo**
Tsutsumi, Tokyo (JP); **Masakazu**
Shigiishi, Tokyo (JP)

(73) Assignee: **Hisamitsu Pharmaceutical Co., Inc.**,
Tosu-Shi, Saga (JP)

(**) Term: **14 Years**

(21) Appl. No.: **29/259,136**

(22) Filed: **May 3, 2006**

Related U.S. Application Data

(62) Division of application No. 29/218,321, filed on Dec.
1, 2004.

(51) **LOC (8) Cl.** **24-04**

(52) **U.S. Cl.** **D24/189**

(58) **Field of Classification Search** D24/189;
602/41-43, 55, 58, 59; 600/391-392, 394-395,
600/382, 384, 386

See application file for complete search history.

(56) **References Cited**

U.S. PATENT DOCUMENTS

1,984,158	A *	12/1934	Scholl	128/894
2,052,072	A *	8/1936	Baumwell	602/47
4,619,253	A *	10/1986	Anhauser et al.	602/42
4,829,995	A *	5/1989	Mettters	602/58

6,319,515	B1 *	11/2001	Hidaka et al.	424/449
D473,940	S *	4/2003	Hantke et al.	D24/124
D477,086	S *	7/2003	Tsuruda et al.	D24/189
D512,509	S *	12/2005	Yamasoto et al.	D24/189

FOREIGN PATENT DOCUMENTS

JP	D1010143	5/1998
JP	D1-60809	2/2000
JP	D1189675	11/2003

* cited by examiner

Primary Examiner—Louis S. Zarfes

Assistant Examiner—Michelle Wilson

(74) *Attorney, Agent, or Firm*—Leydig, Voit & Mayer, Ltd.

(57) **CLAIM**

The ornamental design for a medical patch, as shown and described.

DESCRIPTION

FIG. 1 is a perspective view of a medical patch showing my new design;

FIG. 2 is a front view thereof;

FIG. 3 is a rear view thereof;

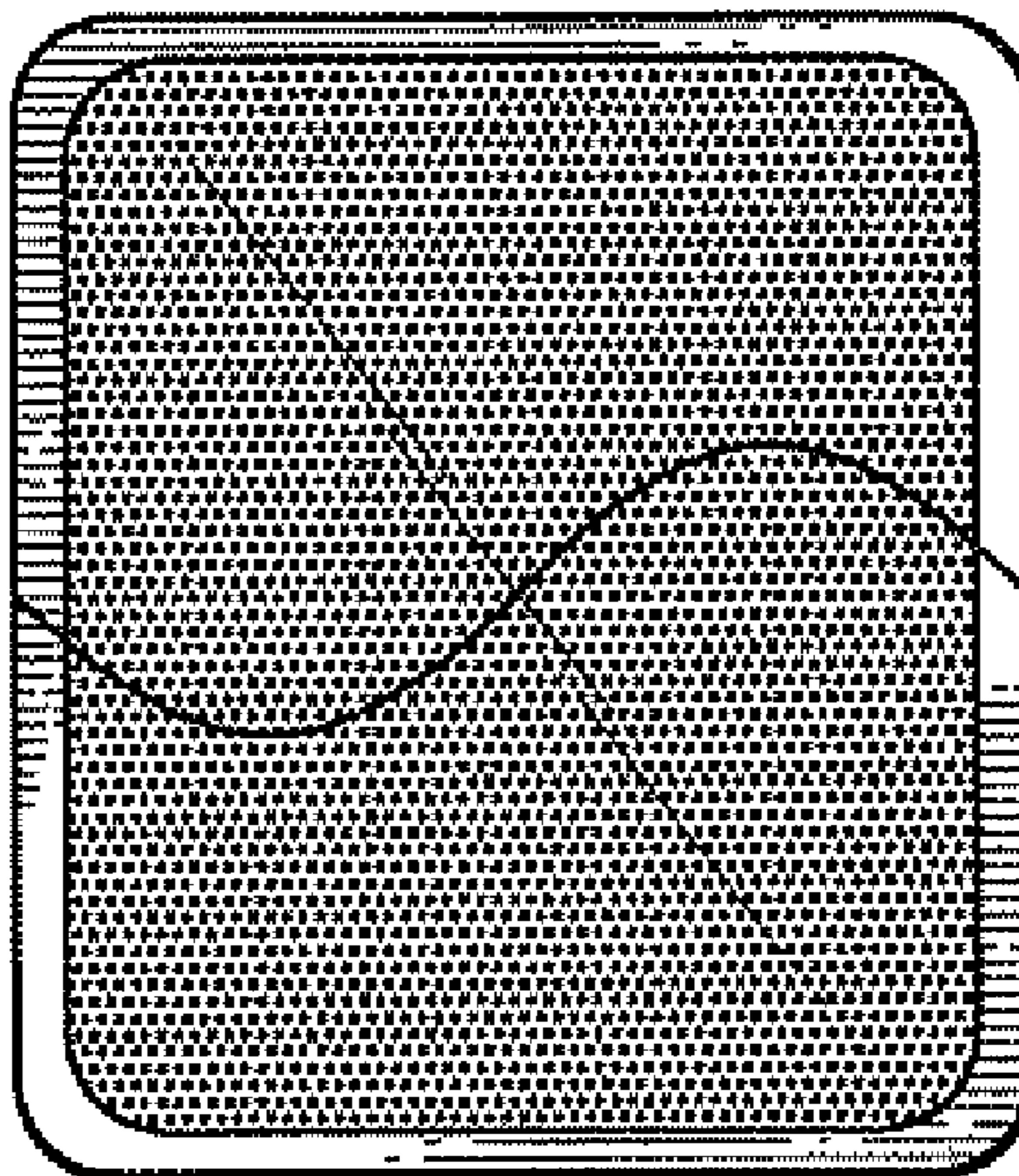
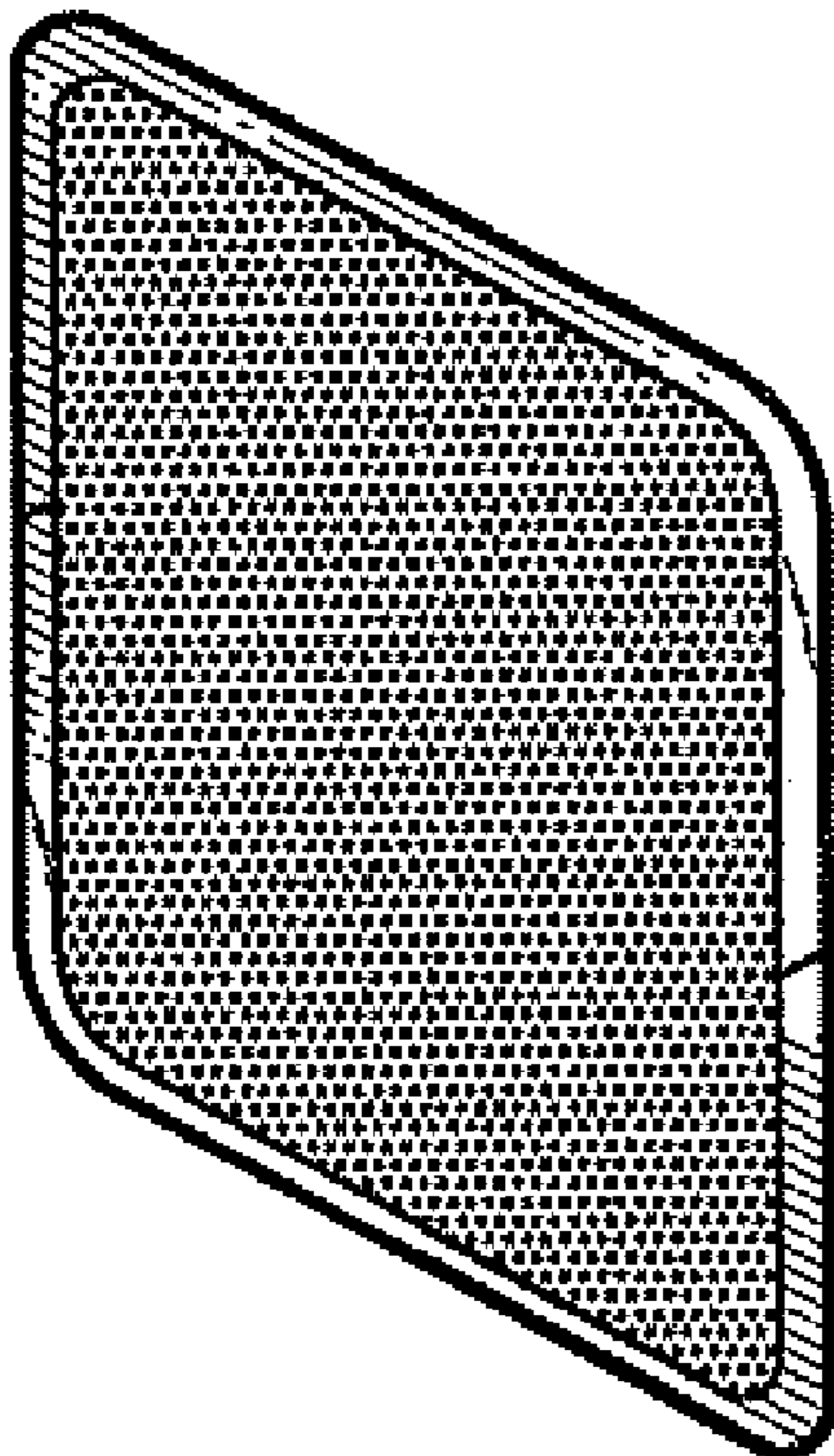
FIG. 4 is a left side view thereof;

FIG. 5 is a right side view thereof;

FIG. 6 is a top plan view thereof; and,

FIG. 7 is a bottom view thereof.

1 Claim, 7 Drawing Sheets



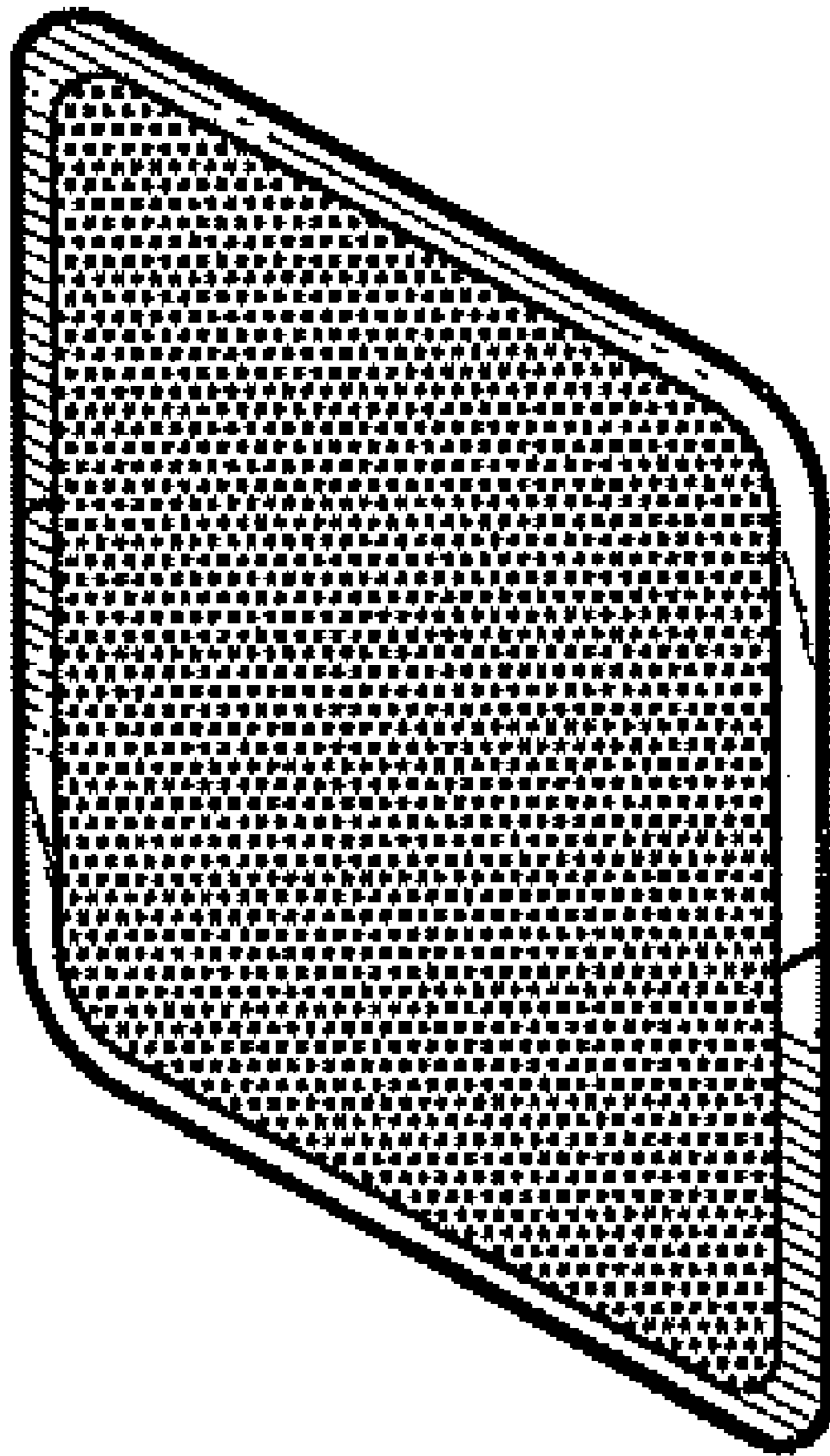


FIG. 1




FIG. 2

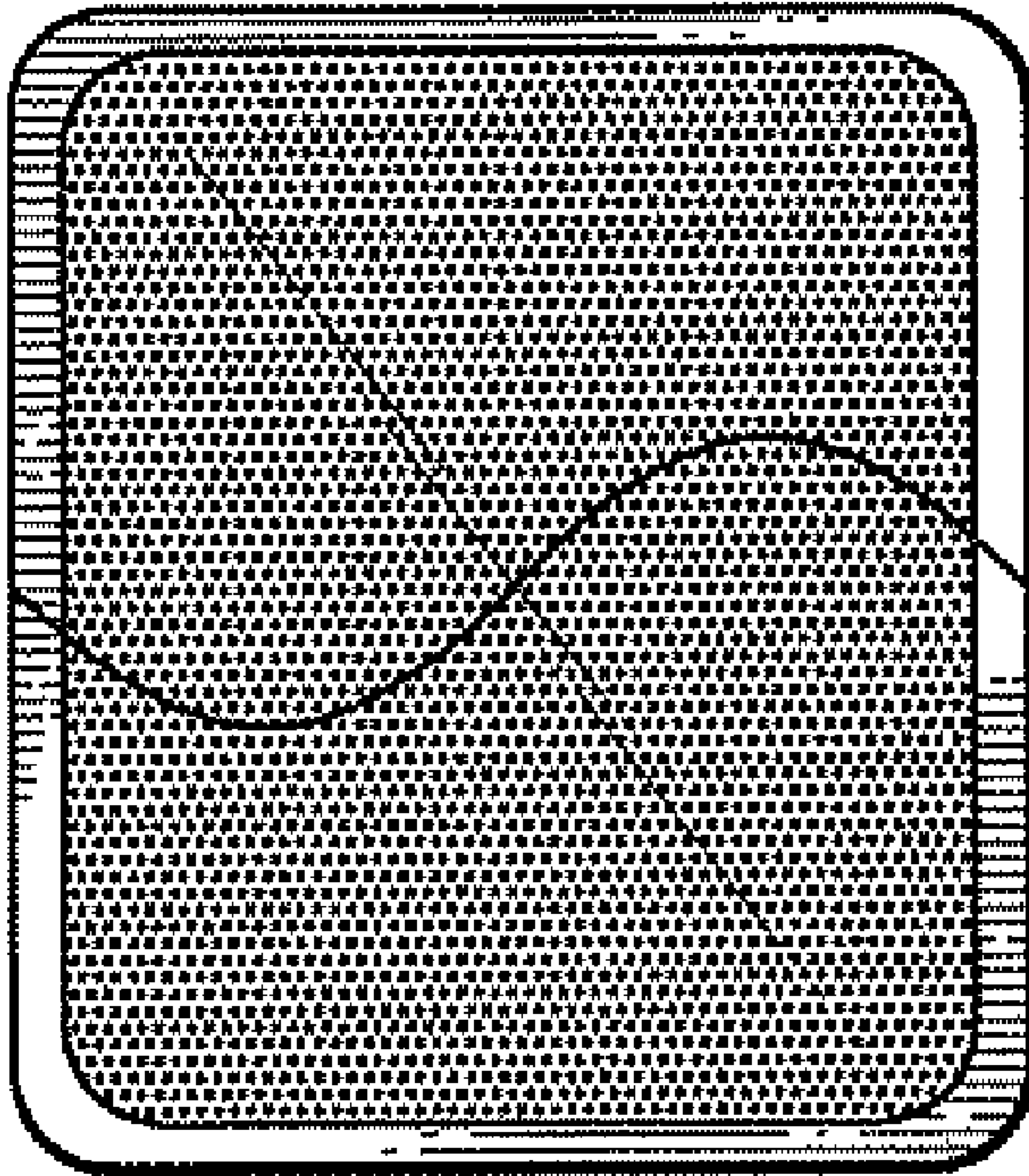


FIG. 3




FIG. 4



FIG. 5



FIG. 6



FIG. 7