



US00D545440S

(12) **United States Design Patent**  
**Jensen**

(10) **Patent No.:** **US D545,440 S**

(45) **Date of Patent:** **\*\* Jun. 26, 2007**

(54) **TRANSDERMAL DELIVERY SYSTEM FRAME**

D501,926 S \* 2/2005 Shaw et al. .... D24/189

\* cited by examiner

(75) Inventor: **Mark Jensen**, Gresham, OR (US)

*Primary Examiner*—Louis S. Zarfes

(73) Assignee: **Gleukos, Inc.**, Gresham, OR (US)

*Assistant Examiner*—Michelle Wilson

(\*\*) Term: **14 Years**

(74) *Attorney, Agent, or Firm*—Ganz Law, Inc.

(21) Appl. No.: **29/244,518**

(57) **CLAIM**

(22) Filed: **Dec. 9, 2005**

The novel ornamental design for a transdermal delivery system frame, as shown and described.

(51) **LOC (8) Cl.** ..... **24-04**

**DESCRIPTION**

(52) **U.S. Cl.** ..... **D24/189**

FIG. 1 is a front perspective view showing the frame according to the novel design;

(58) **Field of Classification Search** ..... D24/188–189;  
128/888–889; 604/41–43, 48, 52, 58

FIG. 2 is a left side elevation view thereof;

See application file for complete search history.

FIG. 3 is a front elevation view thereof;

(56) **References Cited**

**U.S. PATENT DOCUMENTS**

3,234,941	A	*	2/1966	Tucker	.....	128/888
D278,363	S	*	4/1985	Schenkel et al.	.....	D24/189
5,486,158	A	*	1/1996	Samuelsen	.....	602/46
D474,842	S	*	5/2003	Wolsing et al.	.....	D24/189
D480,811	S	*	10/2003	Horhota et al.	.....	D24/189
D501,559	S	*	2/2005	Shaw et al.	.....	D24/189



FIG. 4 is a right side elevation view thereof;

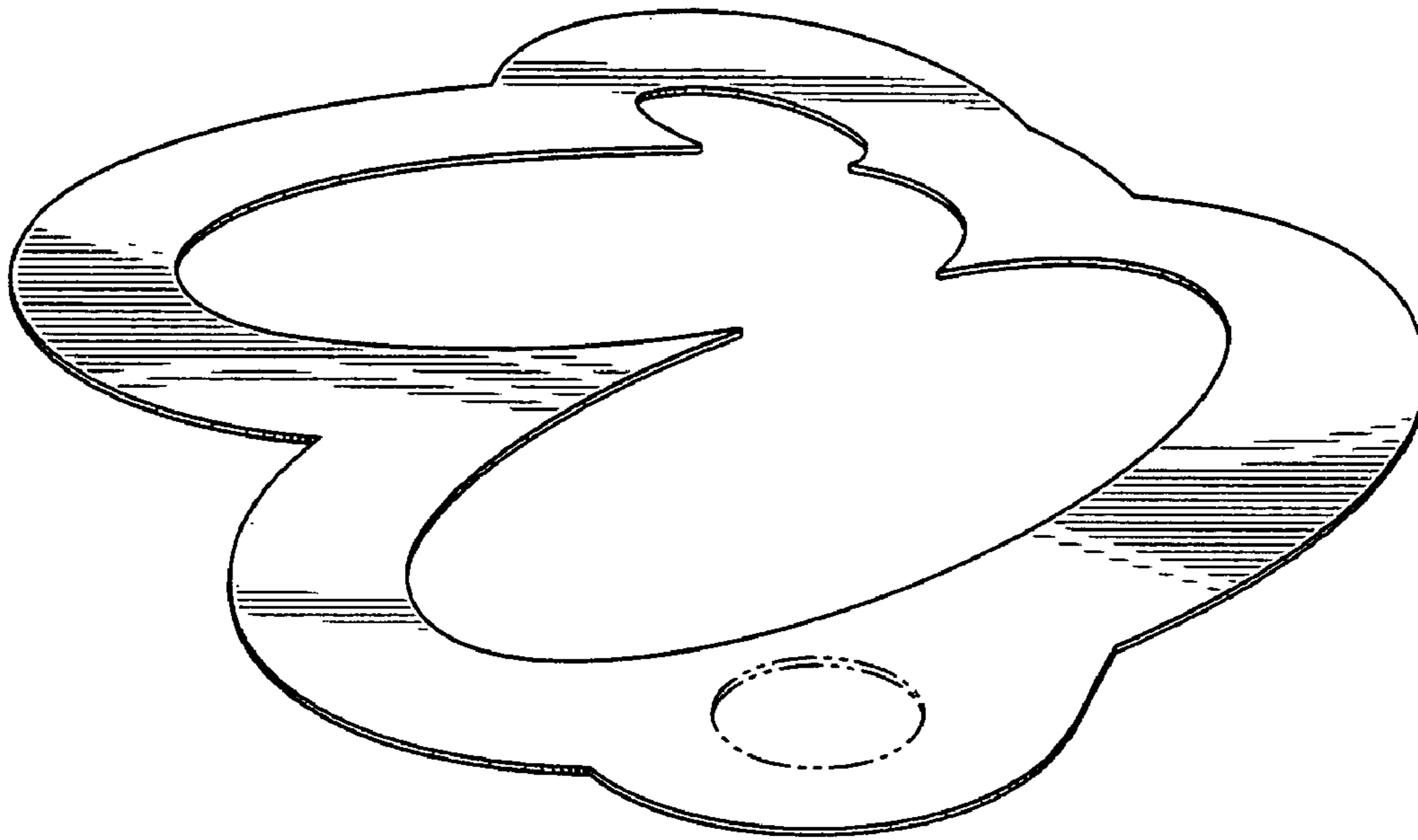
FIG. 5 is a rear elevation view thereof; and,

FIG. 6 is a bottom view thereof.

The broken lines are for illustrative purposes only and form no part of the claimed design.

**1 Claim, 2 Drawing Sheets**






*Fig. 1*



*Fig. 2*



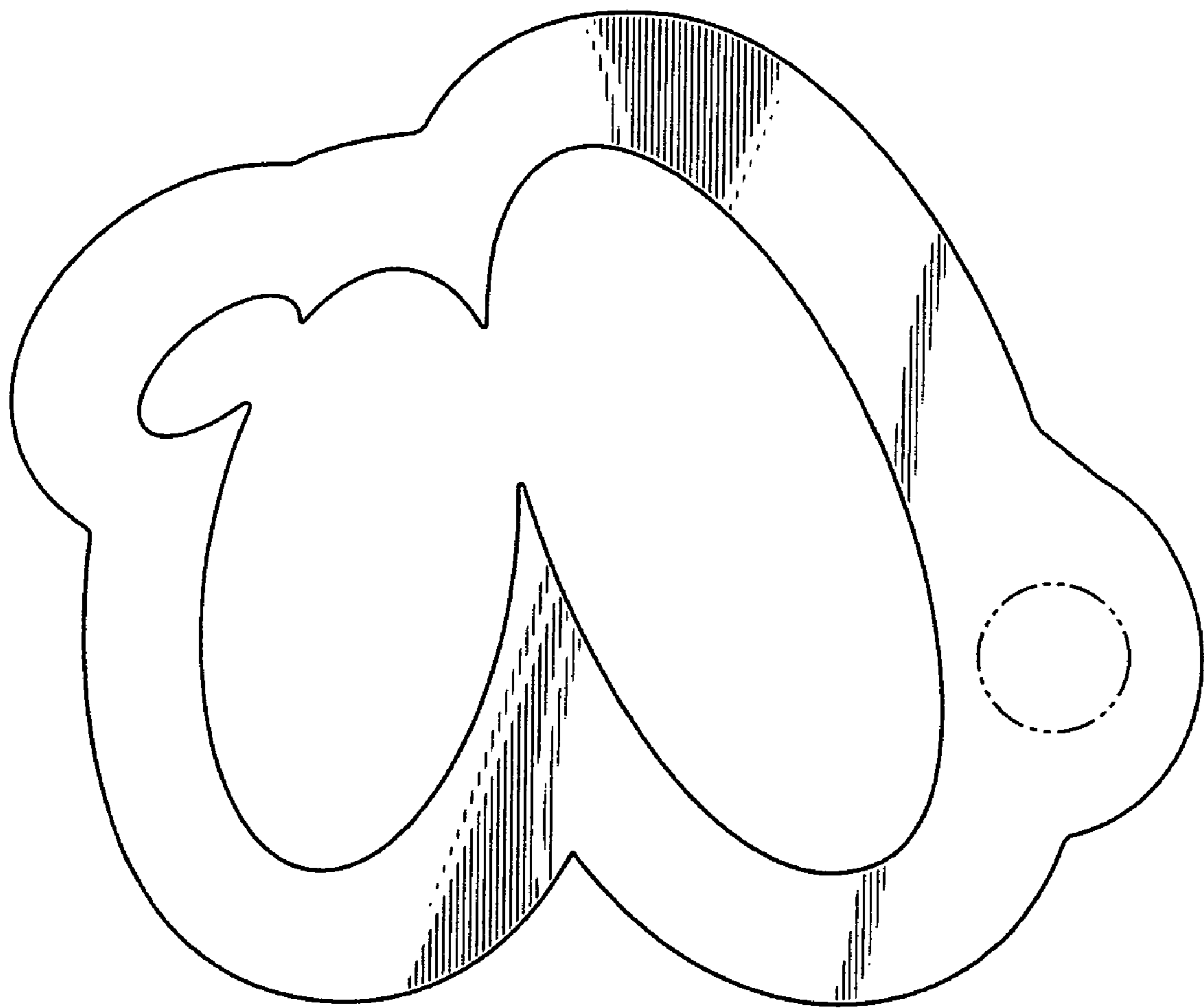
*Fig. 3*



*Fig. 4*



*Fig. 5*



*Fig. 6*