



US00D545430S

(12) **United States Design Patent**
Tsaur

(10) **Patent No.:** **US D545,430 S**

(45) **Date of Patent:** **** Jun. 26, 2007**

(54) **SWAB APPLICATOR**

(76) Inventor: **Garry Tsaur**, 19222 Tranbarger St.,
Rowland Heights, CA (US) 91748

(**) Term: **14 Years**

(21) Appl. No.: **29/226,002**

(22) Filed: **Mar. 22, 2005**

(51) **LOC (8) Cl.** **24-02**

(52) **U.S. Cl.** **D24/119**

(58) **Field of Classification Search** D24/119,
D24/133; 604/73, 1, 2, 19, 3, 309; D28/7,
D28/8; 132/317; 600/572; 401/196
See application file for complete search history.

(56) **References Cited**

U.S. PATENT DOCUMENTS

D87,844 S *	9/1932	Lerner	D9/697
2,261,058 A *	10/1941	Forbis	604/1
4,329,990 A *	5/1982	Sneider	604/2
D286,438 S *	10/1986	Lichtman et al.	D24/133
4,707,450 A *	11/1987	Nason	600/572
4,740,194 A *	4/1988	Barabino et al.	604/3
D302,338 S *	7/1989	Philippi	D24/119

5,120,301 A *	6/1992	Wu	604/3
5,623,942 A *	4/1997	Pestes et al.	600/572
D379,508 S *	5/1997	Hudson et al.	D24/119
5,709,010 A *	1/1998	Bennett	19/145.3
D401,326 S *	11/1998	Powell et al.	D24/119
D418,246 S *	12/1999	Turri	D28/7

* cited by examiner

Primary Examiner—Louis Zarfaz

Assistant Examiner—David Muller

(74) *Attorney, Agent, or Firm*—Joe Nieh

(57) **CLAIM**

The ornamental design for a swab applicator, as shown and described.

DESCRIPTION

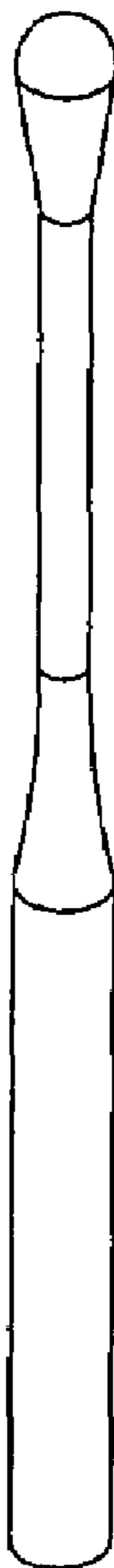
FIG. 1 is a perspective view of a swab applicator showing my new design;

FIG. 2 is a side view thereof;

FIG. 3 is a top view thereof; and,

FIG. 4 is a bottom view thereof.

1 Claim, 1 Drawing Sheet



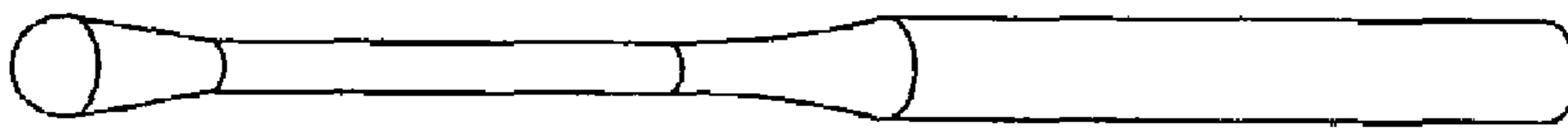


Fig. 1



Fig. 3

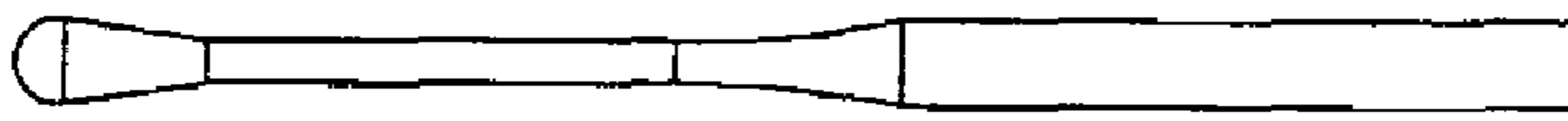


Fig. 2



Fig. 4