



US00D545419S

(12) **United States Design Patent**
Nikles et al.

(10) **Patent No.:** **US D545,419 S**

(45) **Date of Patent:** **** Jun. 26, 2007**

(54) **BRACKETS FOR SHOWERS**

(75) Inventors: **Gerhard Nikles**, Carpenedolo (IT);
Alberto Turrini, Carpenedolo (IT)

(73) Assignee: **Nikles Tec Italia S.r.l.**, Carpenedolo
(Brescia) (IT)

(**) Term: **14 Years**

(21) Appl. No.: **29/238,342**

(22) Filed: **Sep. 15, 2005**

(30) **Foreign Application Priority Data**

Mar. 15, 2005 (IT) BS2005O0018

(51) **LOC (8) Cl.** **23-02**

(52) **U.S. Cl.** **D23/304**

(58) **Field of Classification Search** D23/283,
D23/303-304, 223, 228-229; 4/552, 559,
4/567-569, 596, 605, 615; D8/377
See application file for complete search history.

(56) **References Cited**

U.S. PATENT DOCUMENTS

D333,339 S * 2/1993 Klose D23/223
D401,680 S * 11/1998 Tiernan D23/304
D442,680 S * 5/2001 Chan D23/304

D443,685 S * 6/2001 Gottwald D23/304
D454,620 S * 3/2002 Starck D23/228
D496,446 S * 9/2004 Zvezdaryk D23/304
D499,592 S * 12/2004 Sale, Jr. D6/550
D516,189 S * 2/2006 Grohe D23/304
D522,112 S * 5/2006 Grohe D23/304
D532,079 S * 11/2006 Dusar D23/228

* cited by examiner

Primary Examiner—Robert A. Delehanty

(74) *Attorney, Agent, or Firm*—Shoemaker and Mattare

(57) **CLAIM**

The ornamental design for a brackets for showers, as shown and described.

DESCRIPTION

FIG. 1 is a perspective view of a bracket for a shower, showing a first version of our new design from the front and to one side;

FIG. 2 is a top plan view thereof;

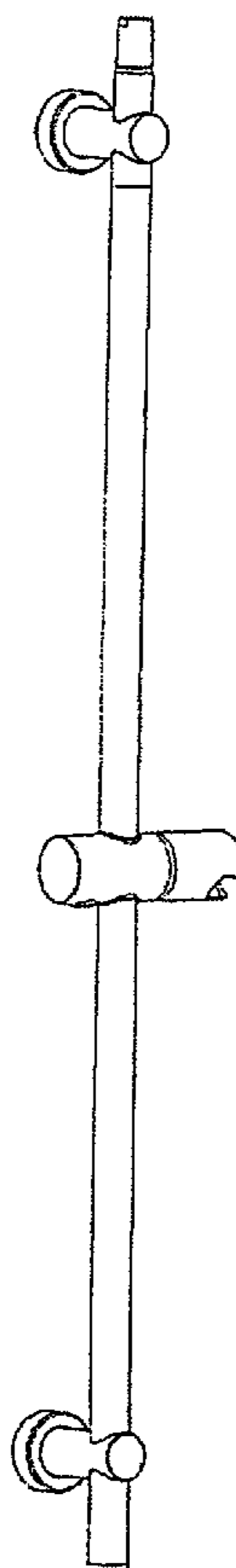
FIG. 3 is a bottom plan view thereof;

FIG. 4 is a right side view thereof;

FIG. 5 is a front elevational view thereof; and,

FIG. 6 is a left side view thereof.

1 Claim, 2 Drawing Sheets



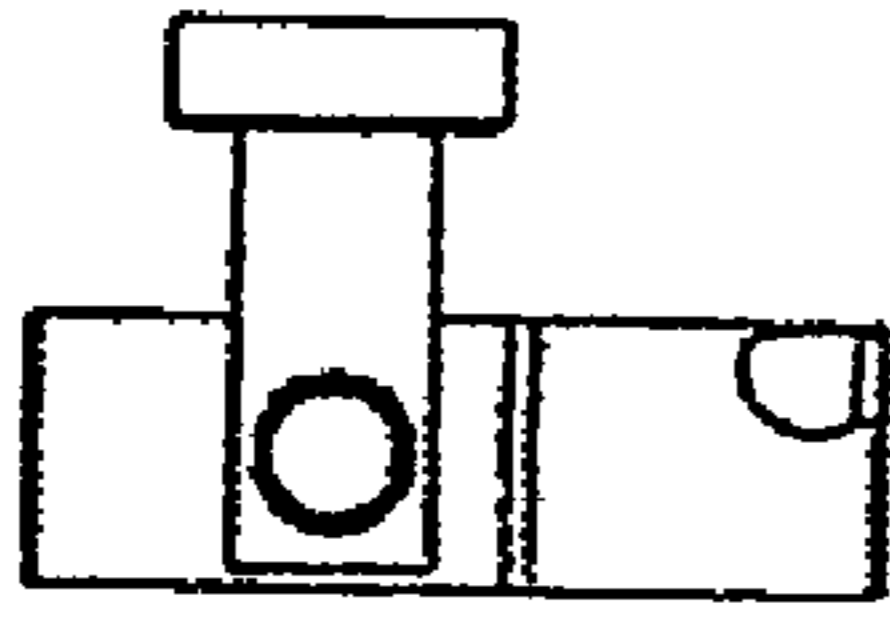


Fig. 2

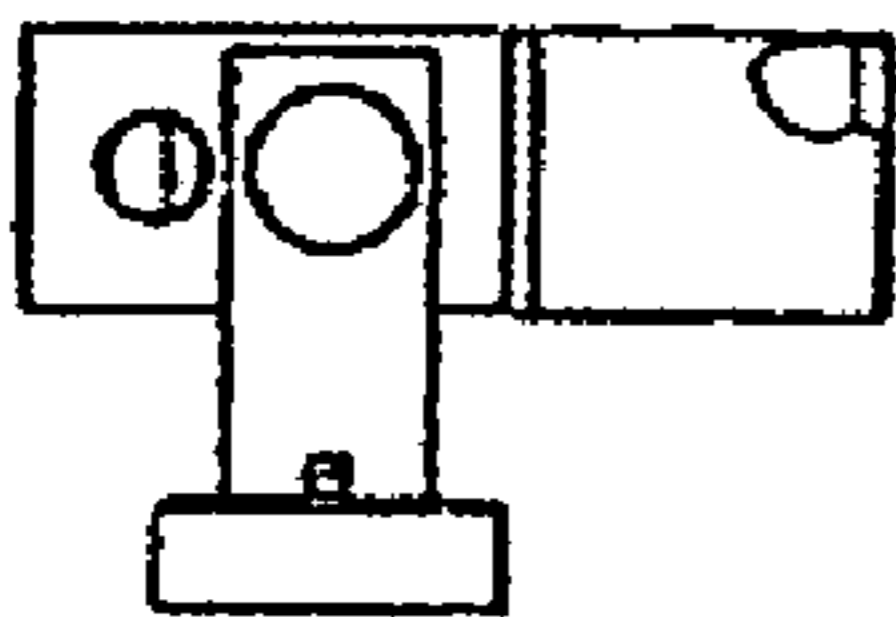


Fig. 3

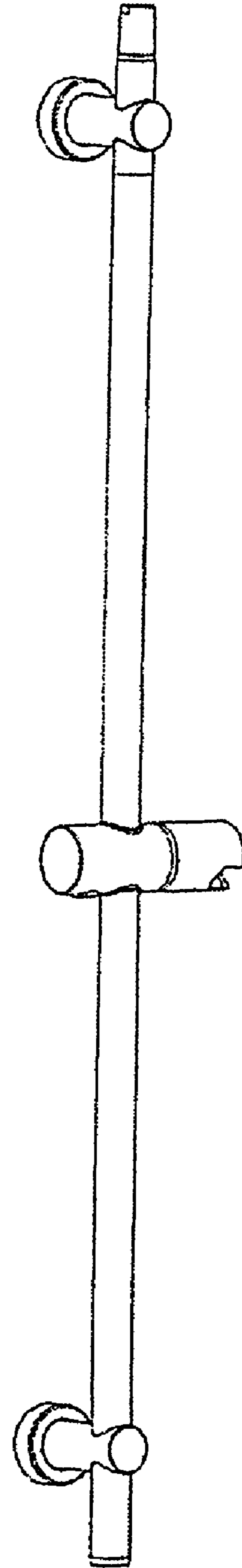


Fig. 1

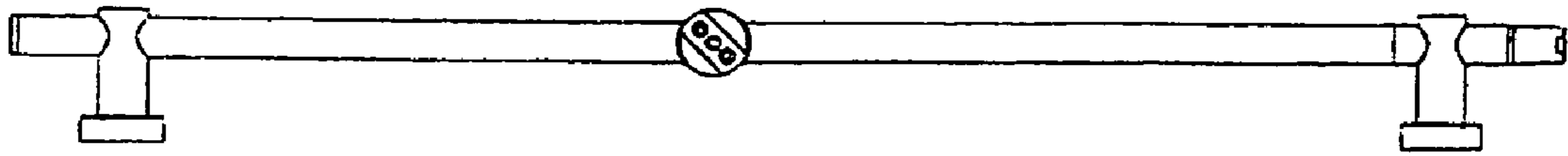


Fig. 4

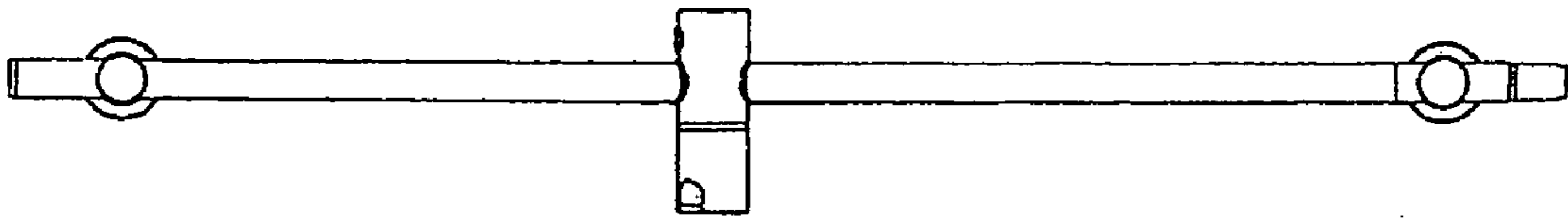


Fig. 5

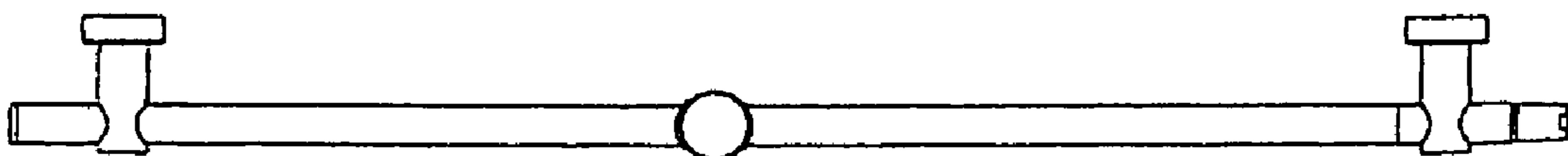


Fig. 6