

US00D545405S

(12) **United States Design Patent**
Nightlinger et al.

(10) **Patent No.:** **US D545,405 S**

(45) **Date of Patent:** **** Jun. 26, 2007**

(54) **SCREW DRAIN PLUG**

(76) Inventors: **Scott Nightlinger**, 203 N. Eastwood Ave., Mount Prospect, IL (US) 60056-2416; **Agnieszka Nightlinger**, 203 N. Eastwood Ave., Mount Prospect, IL (US) 60056-2416; **Piotr Loniewski**, ul. Ostrobramska 80, m. 86 04-163, Warszawa (PL); **Grzegorz Loniewski**, 203 N. Eastwood Ave., Mount Prospect, IL (US) 60056-2416

(**) Term: **14 Years**

(21) Appl. No.: **29/228,190**

(22) Filed: **Apr. 20, 2005**

(51) **LOC (8) Cl.** **23-01**

(52) **U.S. Cl.** **D23/260**

(58) **Field of Classification Search** D23/260-262; 483/65; 279/91, 143; 81/DIG. 11; D9/434, D9/447; D8/397-399, 387; D24/129, 165, D24/156, 109; D15/140; 409/234; 114/197; 220/288; 217/110; 222/552, 554, 546, 563; 4/286-287, 295; 138/89, 91

See application file for complete search history.

(56) **References Cited**

U.S. PATENT DOCUMENTS

D32,963 S *	7/1900	Levering	D23/262
D209,377 S *	11/1967	Pomroy	D23/260
D223,187 S *	3/1972	Wing	D8/397
D254,928 S *	5/1980	Mathis	D23/261
D261,174 S *	10/1981	Berliner	D24/165
D263,932 S *	4/1982	Daenen et al.	D9/434
D296,559 S *	7/1988	Drabinski	D15/140
D321,164 S *	10/1991	Gibson	D12/213
D325,783 S *	4/1992	Anderson	D24/193
D328,903 S *	8/1992	Bonbright	D15/5
5,167,478 A *	12/1992	Ramunas	409/234
D344,242 S *	2/1994	Weise et al.	D10/80

D347,894 S *	6/1994	Hansen et al.	D24/129
D348,513 S *	7/1994	Bale	D24/109
D352,354 S *	11/1994	Davis et al.	D24/112
D356,625 S *	3/1995	Petrucci et al.	D23/209
D363,767 S *	10/1995	Swaim	D23/260
5,547,042 A *	8/1996	Platt	184/1.5
5,618,145 A *	4/1997	Kuo	411/432
D444,545 S *	7/2001	Nyman	D23/260
D450,235 S *	11/2001	Shinjo et al.	D8/397
D451,791 S *	12/2001	Shinjo et al.	D8/397
D452,429 S *	12/2001	Shinjo et al.	D8/397
D459,207 S *	6/2002	Miyata	D8/397
D464,255 S *	10/2002	Hundley	D8/399
6,460,863 B1 *	10/2002	Wuertz et al.	279/141
D475,769 S *	6/2003	Walker	D23/262
D486,224 S *	2/2004	Gay, III	D24/109
D528,192 S *	9/2006	Nicholson	D23/260
D528,407 S *	9/2006	Schwab	D8/399

* cited by examiner

Primary Examiner—Louis S. Zarfaz
Assistant Examiner—Eric L Goodman

(57) **CLAIM**

The ornamental design for a screw drain plug, as shown and described.

DESCRIPTION

U.S. patent application Ser. No. 10/139,405 May 6, 2002.



FIG. 1 is a front perspective view of our new design illustrating the characteristic features of the design, which resides in its shape together with having an axially blind, left-handed threaded opening.

FIG. 2 is a side elevational view of the design illustrated in FIG. 1, all sides being identical.

FIG. 3 is a front elevational view of the screw plug design shown in FIG. 1; and,

FIG. 4 is a rear elevational view of the screw plug design shown in FIG. 1.

1 Claim, 1 Drawing Sheet






Fig. 1




Fig. 2

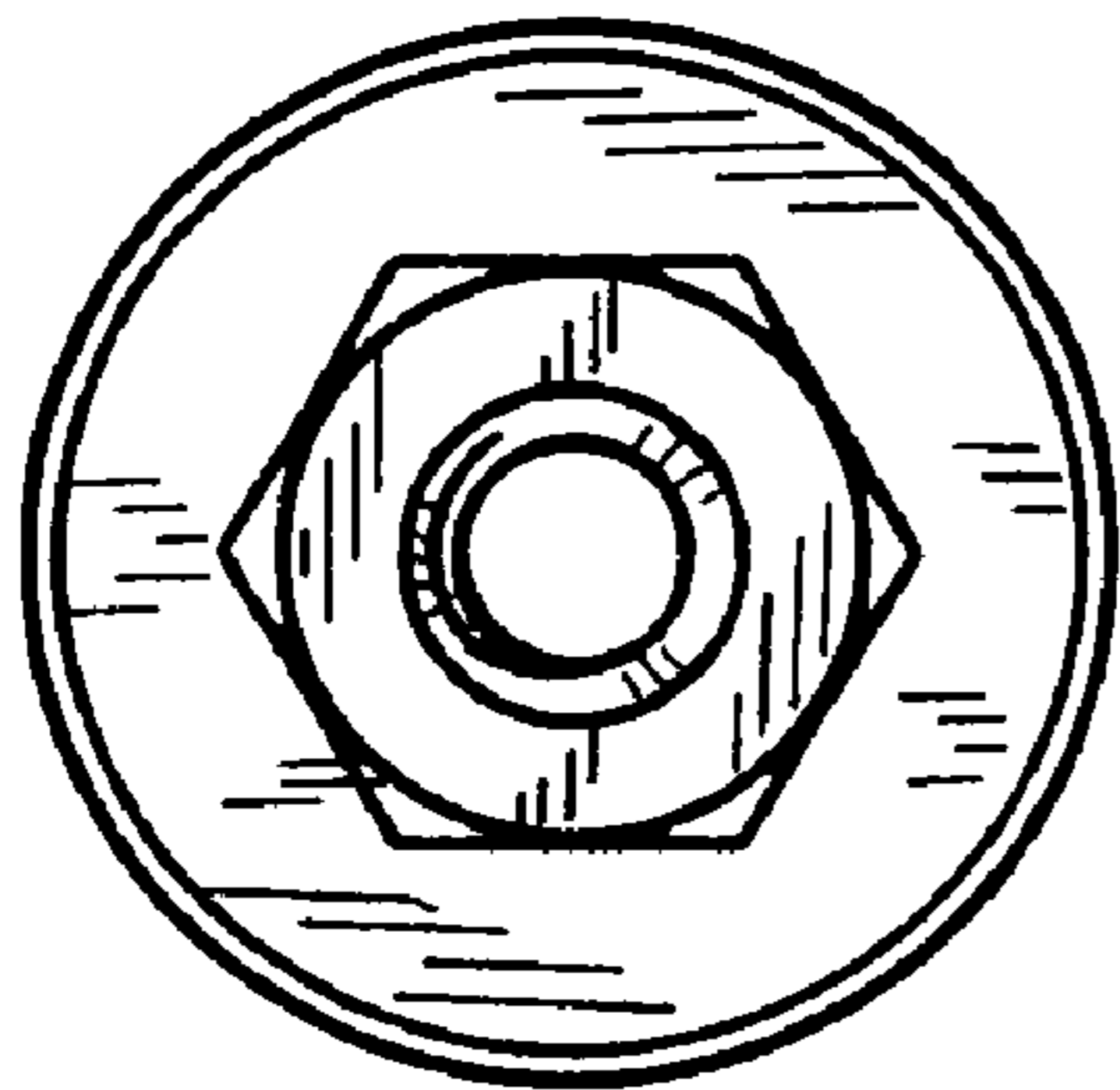


Fig. 3

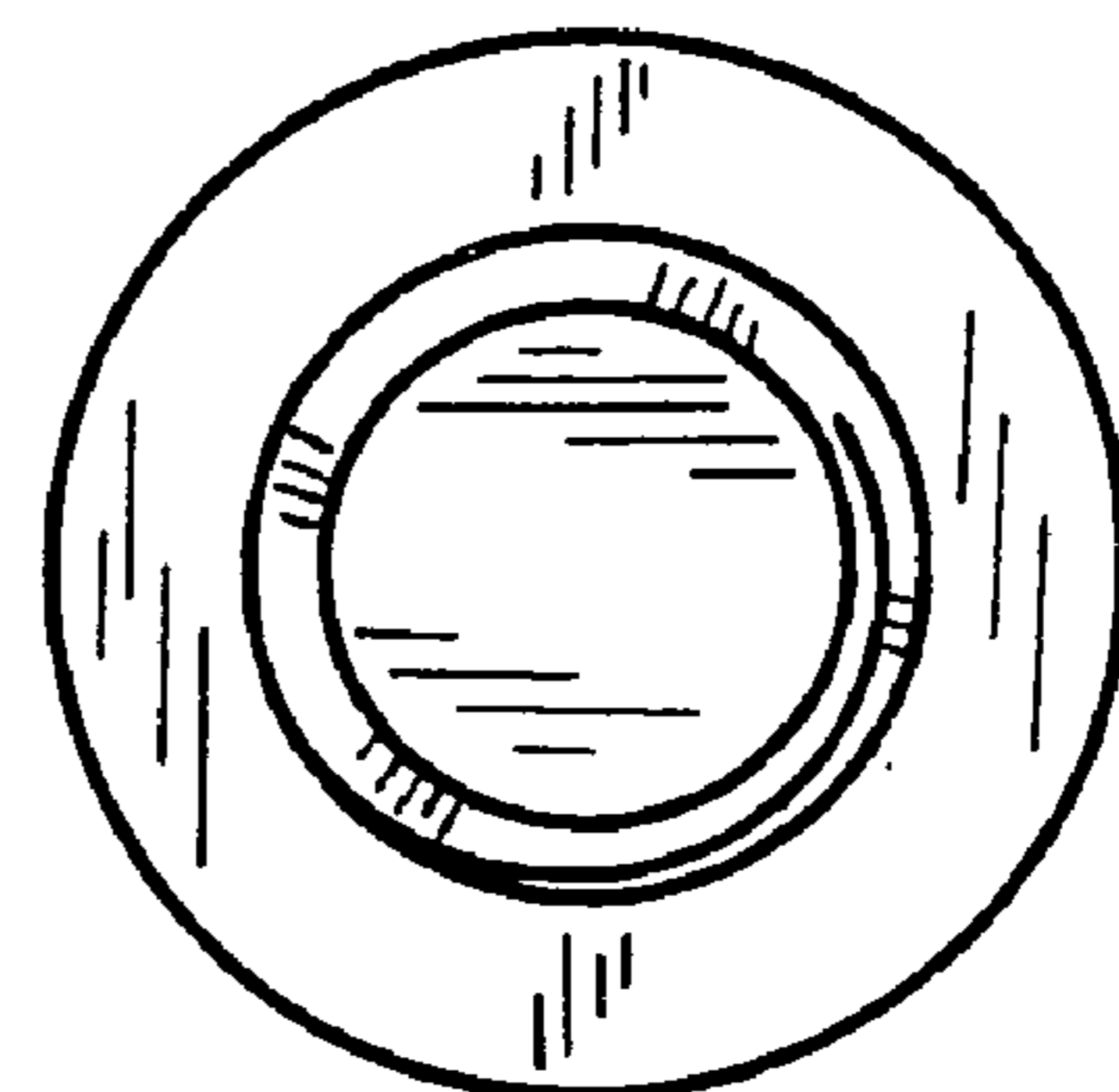


Fig. 4