

US00D545398S

(12) **United States Design Patent**  
**Sedwick**

(10) **Patent No.:** **US D545,398 S**

(45) **Date of Patent:** **\*\* Jun. 26, 2007**

- (54) **SHOWERHEAD FACE**
- (75) Inventor: **Jennifer Sedwick**, Lakewood, OH (US)
- (73) Assignee: **Moen Incorporated**, North Olmsted, OH (US)
- (\*\*) Term: **14 Years**
- (21) Appl. No.: **29/258,457**
- (22) Filed: **Apr. 20, 2006**

- D440,278 S \* 4/2001 Slothower ..... D23/213
- D479,301 S 9/2003 Ouyoung
- D495,776 S \* 9/2004 Blomstrom ..... D23/213
- D524,410 S \* 7/2006 Tse ..... D23/229

\* cited by examiner

*Primary Examiner*—Robin Webster  
(74) *Attorney, Agent, or Firm*—Calfee, Halter & Griswold LLP

- (51) **LOC (8) Cl.** ..... **23-01**
- (52) **U.S. Cl.** ..... **D23/213**
- (58) **Field of Classification Search** ..... D23/213,  
D23/229–230; 239/282–3, 462, 560, 556  
See application file for complete search history.

(57) **CLAIM**

The ornamental design for a showerhead face, as shown and described.

(56) **References Cited**  
U.S. PATENT DOCUMENTS


**DESCRIPTION**

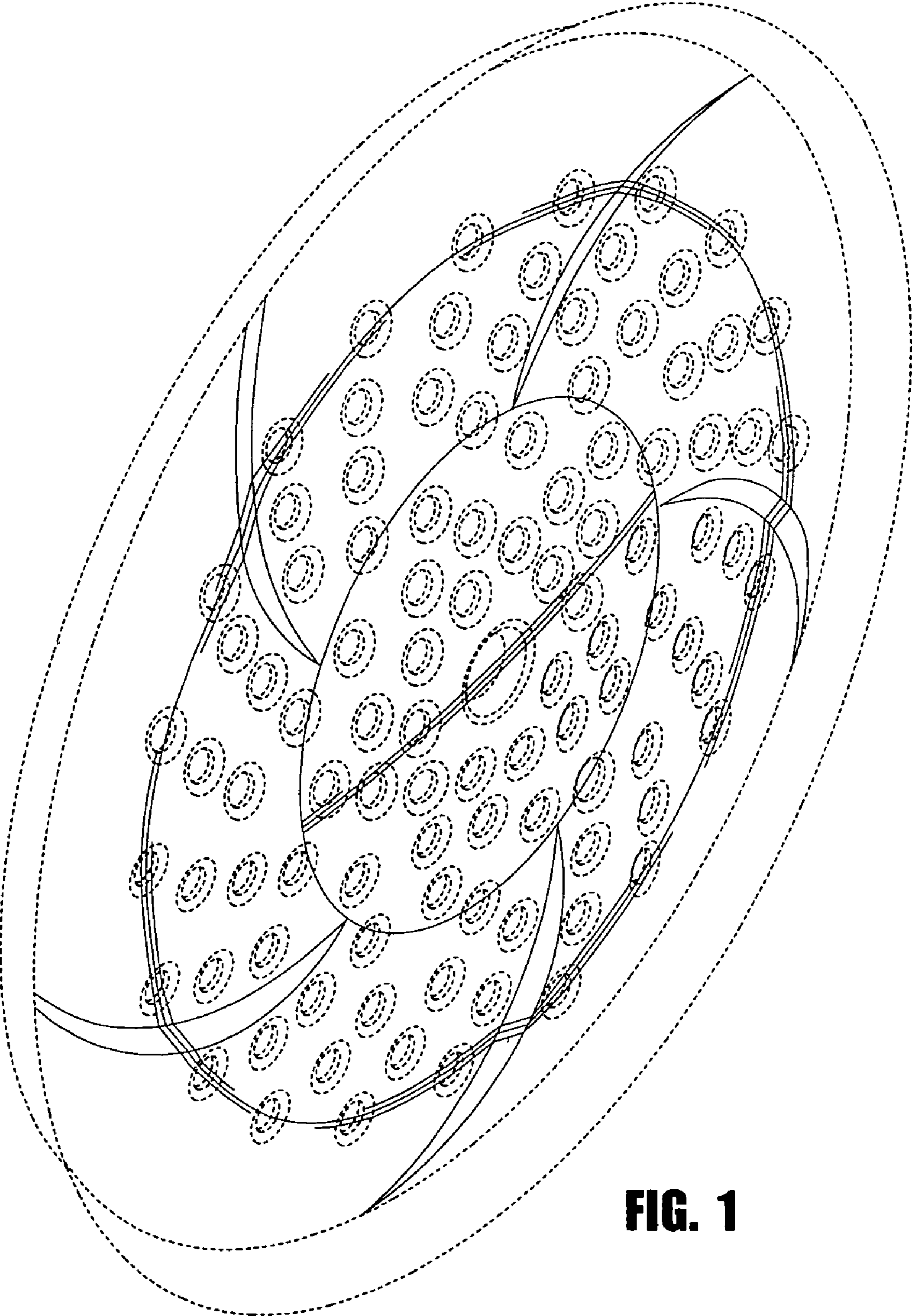
3,008,652 A	11/1961	McLean	
D232,939 S	9/1974	Levy	
D238,672 S	2/1976	McNair	
D299,050 S	12/1988	Gonzalez	
D342,305 S	12/1993	Bruno et al.	
D344,573 S	2/1994	Bruno et al.	
D349,947 S	8/1994	Hing-Wah	
D351,453 S	10/1994	Huen	
D361,623 S	8/1995	Huen	
D374,477 S	10/1996	Dow et al.	
D385,616 S	10/1997	Dow et al.	
D385,947 S	11/1997	Dow et al.	
D392,369 S	3/1998	Chan	
D394,897 S	6/1998	Chan	
6,024,301 A	2/2000	Hurley et al.	
D439,305 S *	3/2001	Slothower	..... D23/213
D440,276 S *	4/2001	Slothower	..... D23/213

FIG. 1 is a perspective view of a showerhead face of the new design;  
 FIG. 2 is a plan view of the showerhead face of FIG. 1;  
 FIG. 3 is a left side elevational view of the showerhead face of FIG. 1;  
 FIG. 4 is a right side elevational view of the showerhead face of FIG. 1;  
 FIG. 5 is another perspective view of the showerhead face of the new design;  
 FIG. 6 is a plan view of the showerhead face of FIG. 5;  
 FIG. 7 is a left side elevational view of the showerhead face of FIG. 5; and,  
 FIG. 8 is a right side elevational view of the showerhead face of FIG. 5.

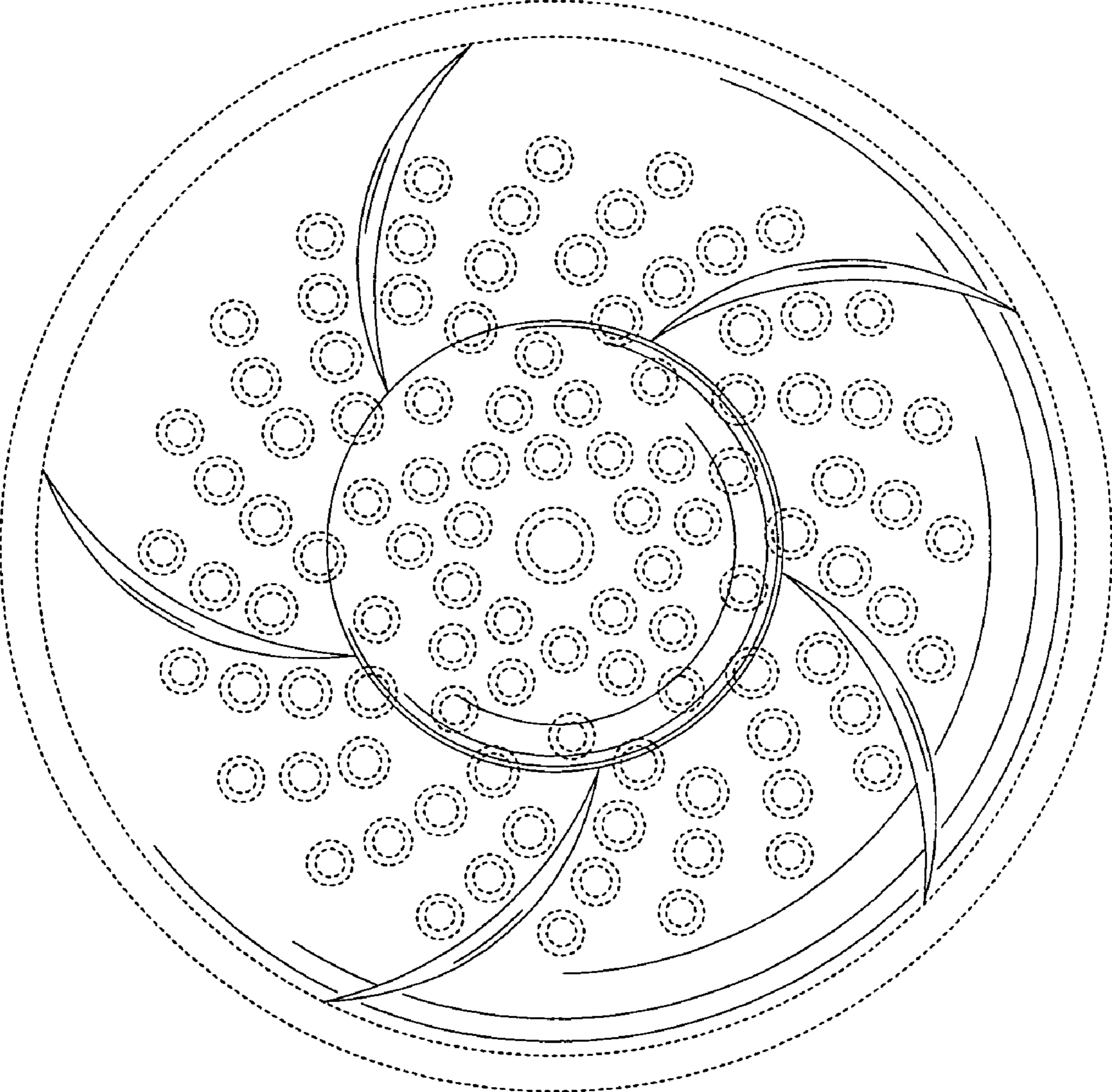
The portions of the Figures shown in broken lines are not part of the claimed design and are for illustration only.

**1 Claim, 6 Drawing Sheets**





**FIG. 1**



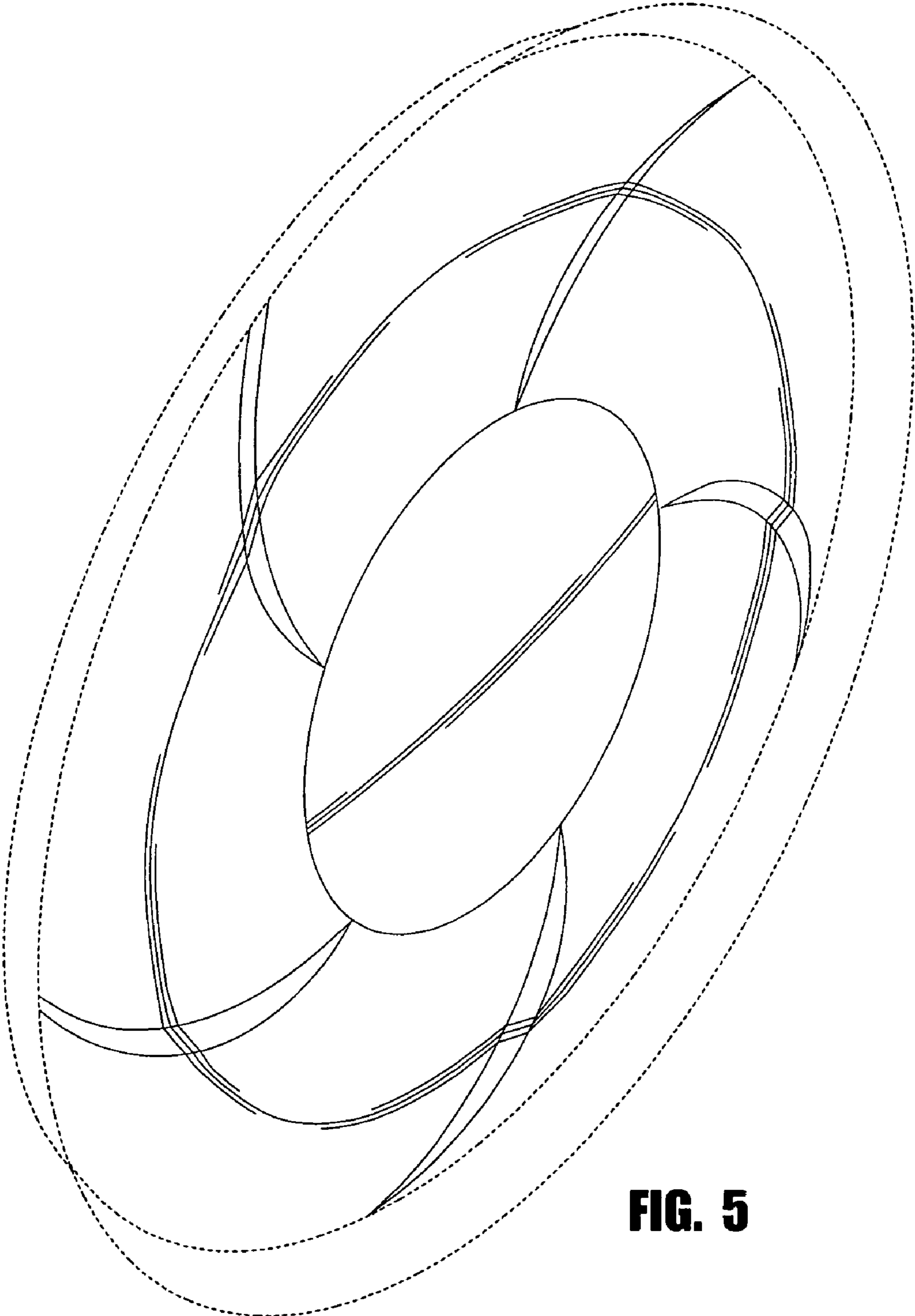
**FIG. 2**




**FIG. 3**




**FIG. 4**



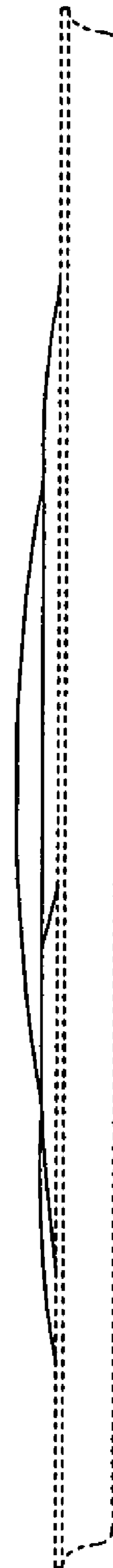
**FIG. 5**



**FIG. 6**



**FIG. 7**



**FIG. 8**