



US00D545393S

(12) **United States Design Patent** (10) **Patent No.:** **US D545,393 S**
Brestovansky et al. (45) **Date of Patent:** **** Jun. 26, 2007**

(54) **RECTANGULAR PARALLELEPIPED FLUID STORAGE AND DISPENSING VESSEL** 3,093,564 A 6/1963 Weisman et al. 96/127 X
3,116,132 A 12/1963 Haller et al. 95/132 X
3,144,200 A 8/1964 Taylor et al. 96/108 X
(75) Inventors: **Dennis Brestovansky**, Eden Prairie, MN (US); **Philip A. Moroco**, Sharon, PA (US) 3,264,803 A 8/1966 Read 96/146 X
3,287,432 A 11/1966 Sensel 95/95
3,415,069 A 12/1968 Hauser 96/126 X

(73) Assignee: **Advanced Technology Materials, Inc.**, Danbury, CT (US)

(**) Term: **14 Years**

(21) Appl. No.: **29/212,522**

(22) Filed: **Sep. 2, 2004**

Related U.S. Application Data

(63) Continuation-in-part of application No. 10/314,777, filed on Dec. 9, 2002, now Pat. No. 6,991,671.

(51) **LOC (8) Cl.** **23-01**

(52) **U.S. Cl.** **D23/202**

(58) **Field of Classification Search** D23/202, D23/200, 203; 95/95, 106, 131, 133; 96/108, 96/115, 117, 117.5, 121, 122, 130, 143, 133-136, 96/151, 153-4; 55/356, 357, 385.1
See application file for complete search history.

(56) **References Cited**

U.S. PATENT DOCUMENTS

0,240,423 A 4/1881 James 206/0.7 X
1,608,155 A 11/1926 Barneby 206/0.7 X
1,714,245 A 5/1929 Schaefer 96/146 X
2,356,334 A 8/1944 Maude et al. 206/0.7 X
2,450,289 A 9/1948 Marek 96/146 X
2,663,626 A 12/1953 Spangler 206/0.7 X
2,971,607 A 2/1961 Caswell
2,987,139 A 6/1961 Bush 95/133
2,997,371 A 8/1961 Wadsworth et al. 95/131 X
3,006,153 A 10/1961 Cook 206/0.7 X
3,080,307 A 3/1963 Rinald 96/127 X

(Continued)

FOREIGN PATENT DOCUMENTS

DE 1095796 12/1960

(Continued)

OTHER PUBLICATIONS

U.S. Appl. No. 09/874,084, filed Jun. 5, 2001, Wang et al.

Primary Examiner—Prabhakar Deshmukh

Assistant Examiner—Derrick Holland

(74) *Attorney, Agent, or Firm*—Steven J. Hultquist; Intellectual Property / Technology Law; Margaret Chappuis

(57) **CLAIM**

The ornamental design for a rectangular parallelepiped fluid storage and dispensing vessel, as shown and described.

DESCRIPTION

FIG. 1 is a perspective view of a rectangular parallelepiped fluid storage and dispensing vessel showing our new design;

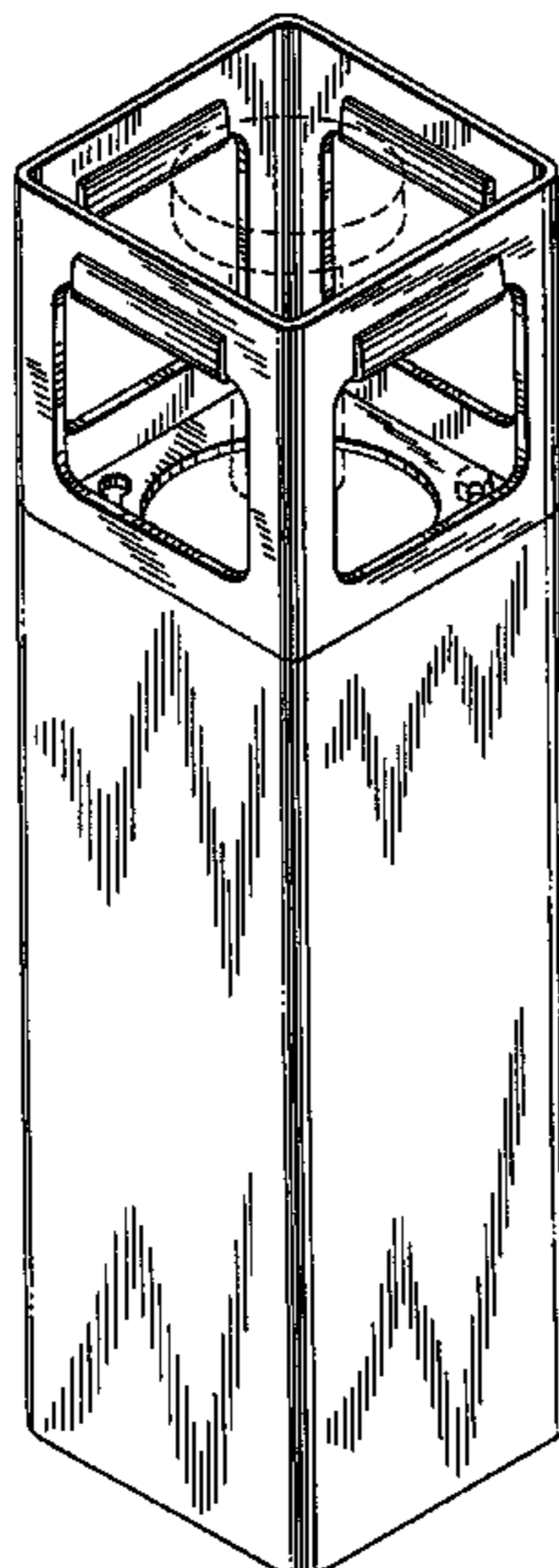
FIG. 2 is a front elevation view thereof, wherein such front elevation view is identical in appearance to each of the back elevation view, the left-hand side elevation view and the right-hand side elevation view of the vessel;

FIG. 3 is a top plan view thereof; and,

FIG. 4 is a bottom plan view thereof.

The broken lines showing are for illustrative purposes and form no part of the claimed design.

1 Claim, 3 Drawing Sheets



US D545,393 S

Page 2

U.S. PATENT DOCUMENTS

3,469,375	A	9/1969	Barrington et al.	96/146	X
3,675,392	A	7/1972	Reigher	95/96	
3,713,273	A	1/1973	Coffee	96/128	X
3,719,026	A	3/1973	Sand	95/106	
3,788,036	A	1/1974	Lee et al.	96/130	X
4,023,701	A	5/1977	Dockery	206/0.7	X
4,263,018	A	4/1981	McCombs et al.	96/130	X
4,343,770	A	8/1982	Simons	206/0.7	X
4,378,982	A	4/1983	McCombs		
4,414,005	A	11/1983	De Bievre et al.	95/127	
4,578,256	A	3/1986	Nishino et al.	95/133	X
4,723,967	A	2/1988	Tom	96/108	X
4,738,693	A	4/1988	Tom	96/108	X
4,738,694	A	4/1988	Godino et al.	96/126	X
4,744,221	A	5/1988	Knollmueller		
4,749,384	A	6/1988	Nowobilski et al.	96/108	X
4,830,643	A	5/1989	Sassa et al.	96/108	
4,881,958	A	11/1989	Eckardt et al.	96/127	
5,051,117	A	9/1991	Prigge et al.	95/95	
5,089,244	A	2/1992	Parent et al.	95/133	X
5,112,367	A	5/1992	Hill		
5,133,787	A	7/1992	Diot et al.	96/121	
5,151,395	A	9/1992	Tom	502/67	
D331,094	S *	11/1992	Sterett	D23/202	
5,202,096	A	4/1993	Jain	96/126	X
5,213,769	A	5/1993	Whitlock		
5,238,469	A	8/1993	Briesacher et al.	96/126	X
5,409,526	A	4/1995	Sheng et al.	96/132	
5,417,742	A	5/1995	Tamhankar et al.	95/96	

5,429,662	A	7/1995	Fillet		
5,512,087	A	4/1996	Varner et al.		
5,518,528	A	5/1996	Tom et al.		
D373,643	S *	9/1996	Einck	D23/303	
5,704,965	A	1/1998	Tom et al.		
5,704,967	A	1/1998	Tom et al.		
5,707,424	A	1/1998	Tom et al.		
D395,038	S *	6/1998	Einck	D13/173	
5,800,596	A	9/1998	Collin et al.	96/108	X
5,917,140	A	6/1999	Tom		
5,935,305	A	8/1999	Tom et al.		
6,019,823	A *	2/2000	Tischler et al.	96/108	
6,089,027	A	7/2000	Wang et al.		
6,101,816	A	8/2000	Wang et al.		
6,132,492	A	10/2000	Hultquist et al.	95/45	
6,155,289	A	12/2000	Carlsen et al.		
6,298,515	B1	10/2001	Robinson		
6,406,519	B1	6/2002	Tom et al.		
6,453,924	B1	9/2002	Wang et al.		

FOREIGN PATENT DOCUMENTS

DE	2/264512	1/1974
DE	3139781	4/1983
JP	52-072373	6/1977
JP	56-158087	12/1981
JP	56-158126	12/1981
JP	61-133116	6/1986
JP	63-088017	4/1988

* cited by examiner

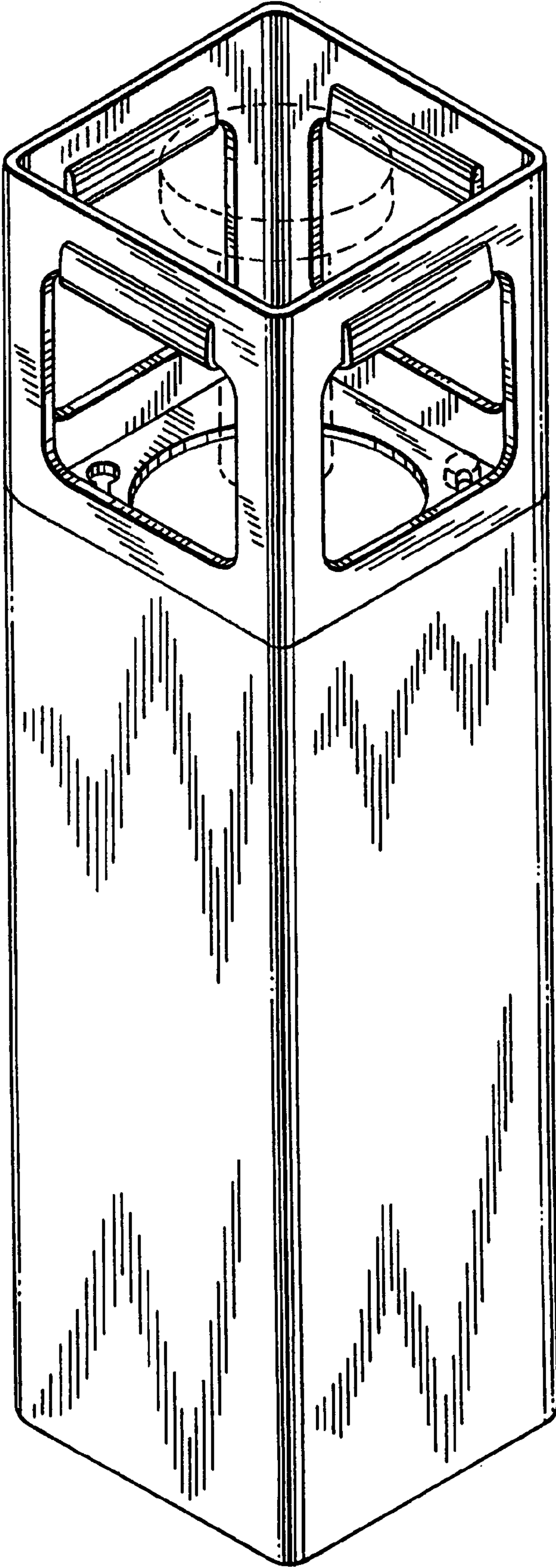


FIG. 1

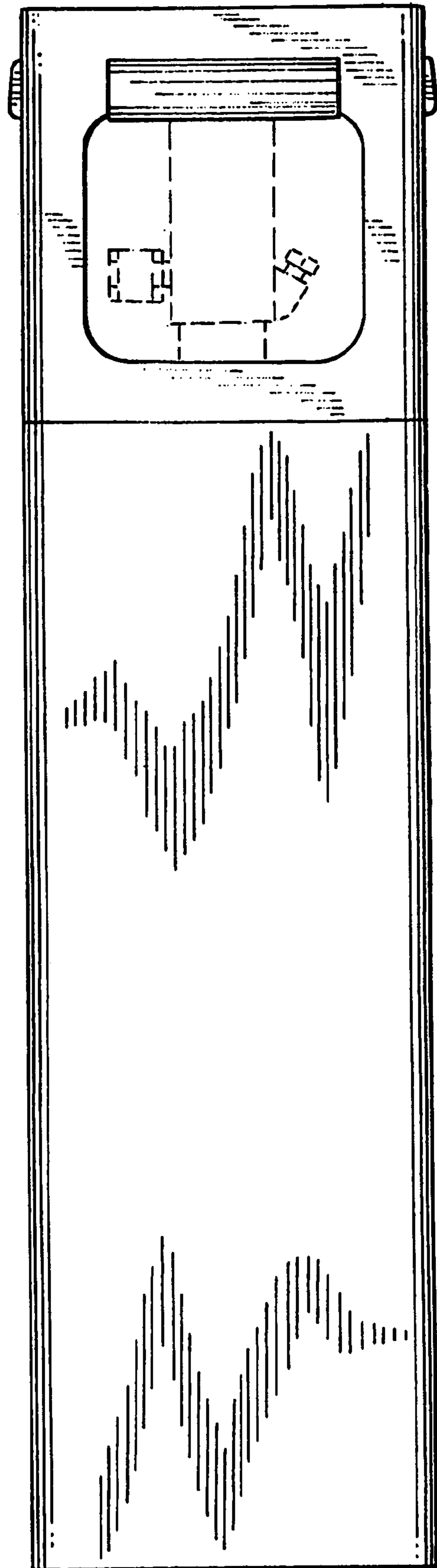


FIG. 2

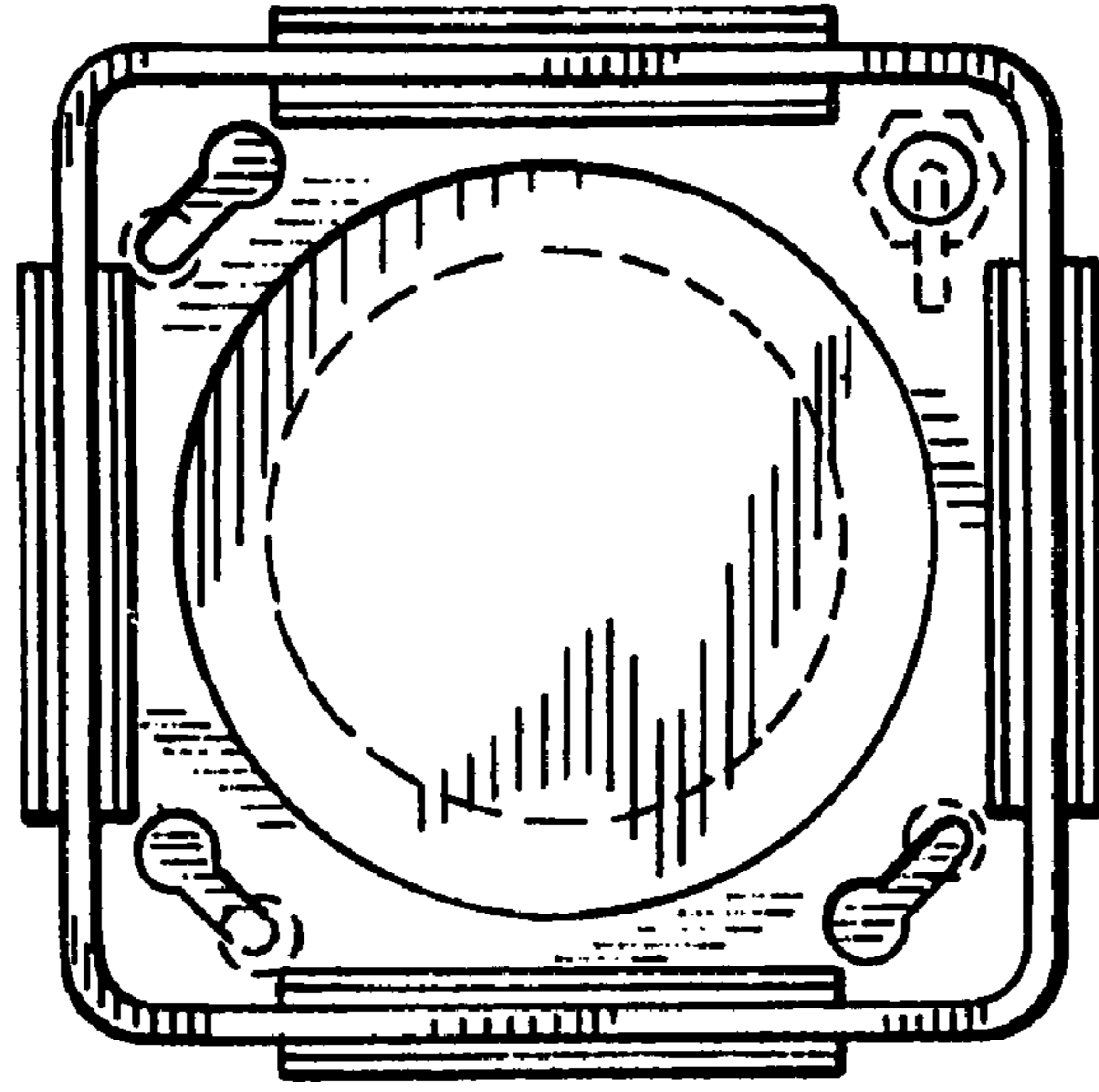


FIG. 3

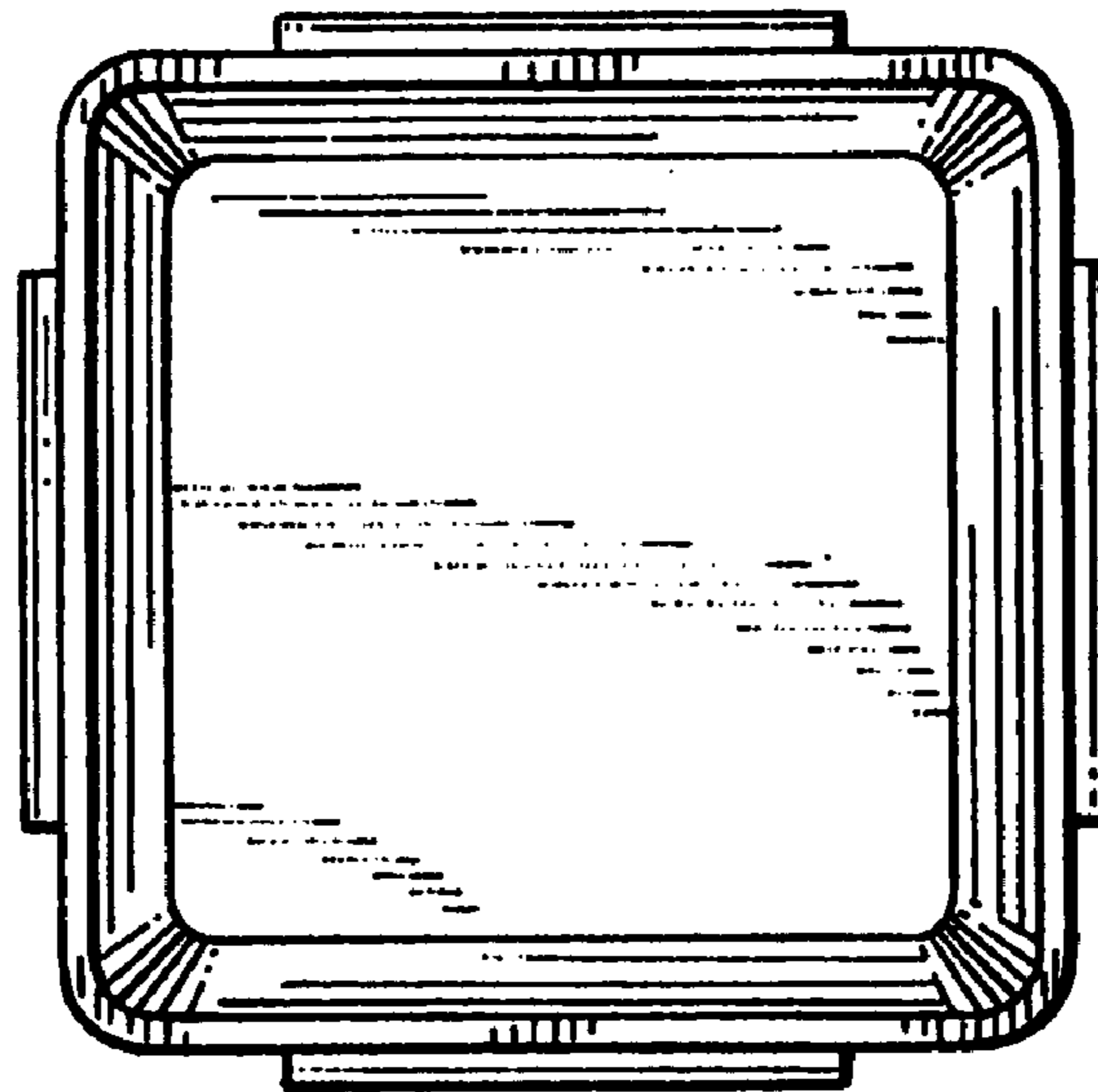


FIG. 4