



US00D545386S

(12) **United States Design Patent**
Nguyen et al.

(10) **Patent No.:** **US D545,386 S**

(45) **Date of Patent:** **** Jun. 26, 2007**

(54) **IRON GOLF CLUB HEAD**

(75) Inventors: **Vinh-Duy Thai Nguyen**, Lake Forest, CA (US); **Yasushi Ichikawa**, Lake Forest, CA (US); **David L. Walker**, Lake Forest, CA (US); **Hideo Matsunaga**, Saitama (JP)

(73) Assignee: **Bridgestone Sports Co., Ltd.**, Tokyo (JP)

(**) Term: **14 Years**

(21) Appl. No.: **29/252,563**

(22) Filed: **Jan. 25, 2006**

(51) **LOC (8) Cl.** **21-02**

(52) **U.S. Cl.** **D21/747**

(58) **Field of Classification Search** D21/747-751,
D21/759; 473/324-331, 350

See application file for complete search history.

(56) **References Cited**

U.S. PATENT DOCUMENTS

D304,485 S	11/1989	Long	
D355,234 S	2/1995	MacNally et al.	
D404,780 S	* 1/1999	Long	D21/749
D465,253 S	* 11/2002	Best	D21/759
D469,140 S	* 1/2003	Best	D21/759
D481,775 S	* 11/2003	Best	D21/759
D491,620 S	* 6/2004	Nishitani	D21/747
D494,648 S	* 8/2004	Schweigert et al.	D21/747
D496,973 S	* 10/2004	Wahl et al.	D21/749
D502,237 S	* 2/2005	Schweigert et al.	D21/747
D505,171 S	* 5/2005	Schweigert et al.	D21/749
D507,614 S	* 7/2005	Schweigert et al.	D21/747

D508,099 S	* 8/2005	Schweigert et al.	D21/749
D509,554 S	* 9/2005	Best et al.	D21/759
D513,423 S	* 1/2006	Best et al.	D21/747

FOREIGN PATENT DOCUMENTS

JP	457402	5/1977
JP	774231 S	11/1989
JP	801606 S	12/1990
JP	806840 S	2/1991
JP	812007 S	5/1991

OTHER PUBLICATIONS

“Rextar HT-306”, Golf Equipment Universal Catalog, 1993; pp. 462.

* cited by examiner

Primary Examiner—Mitchell Siegel

(74) *Attorney, Agent, or Firm*—Sughrue Mion, PLLC

(57) **CLAIM**

The ornamental design for a iron golf club head, as shown and described.

DESCRIPTION

FIG. 1 is a front elevational view of the iron golf club head showing our new design;

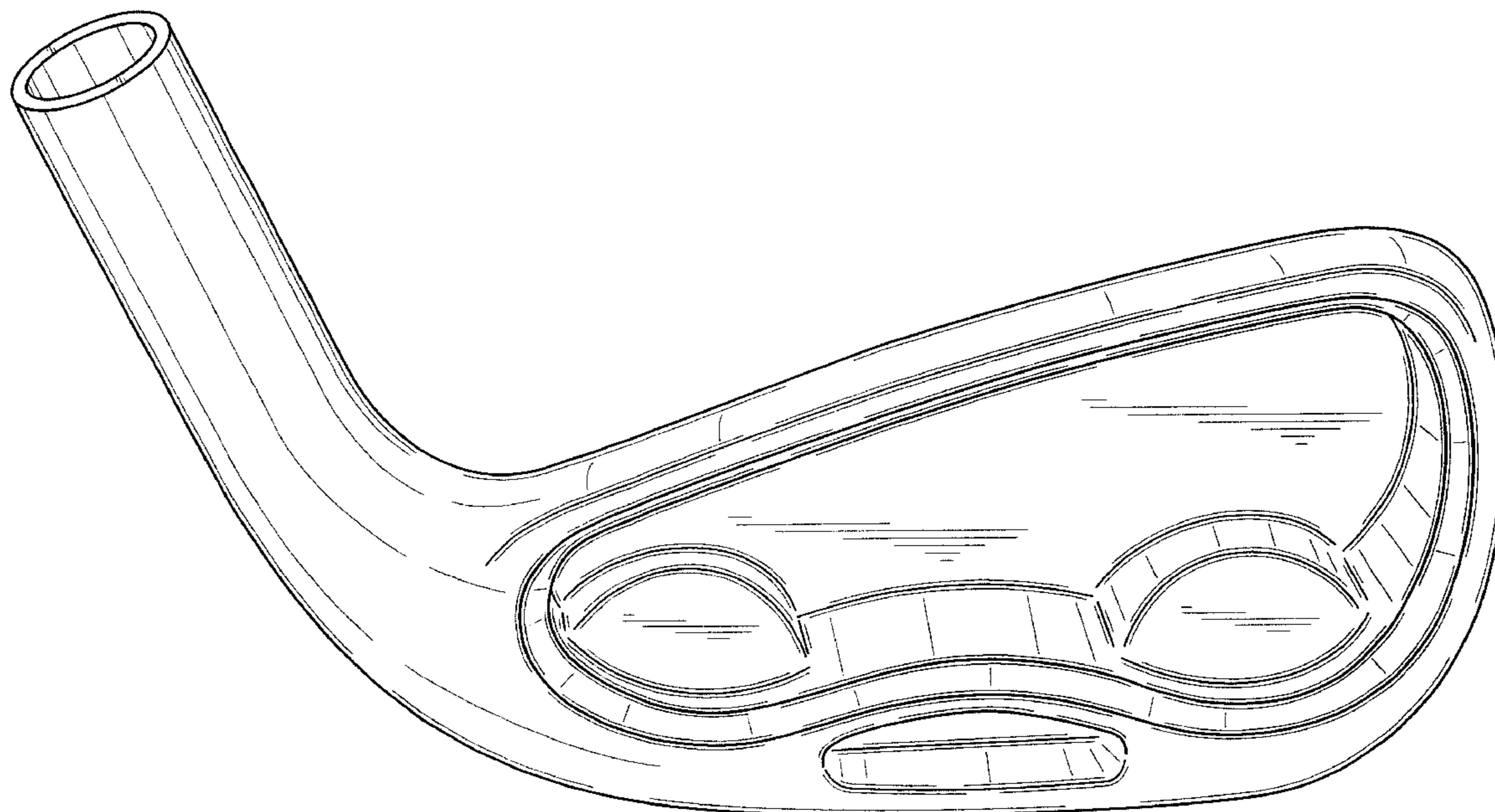
FIG. 2 is a top plan elevational view of the iron golf club head;

FIG. 3 is a toe end elevational view of the iron golf club head;

FIG. 4 is a rear elevational view of the iron golf club head; and,

FIG. 5 is a rear perspective view of the iron golf club head.

1 Claim, 5 Drawing Sheets



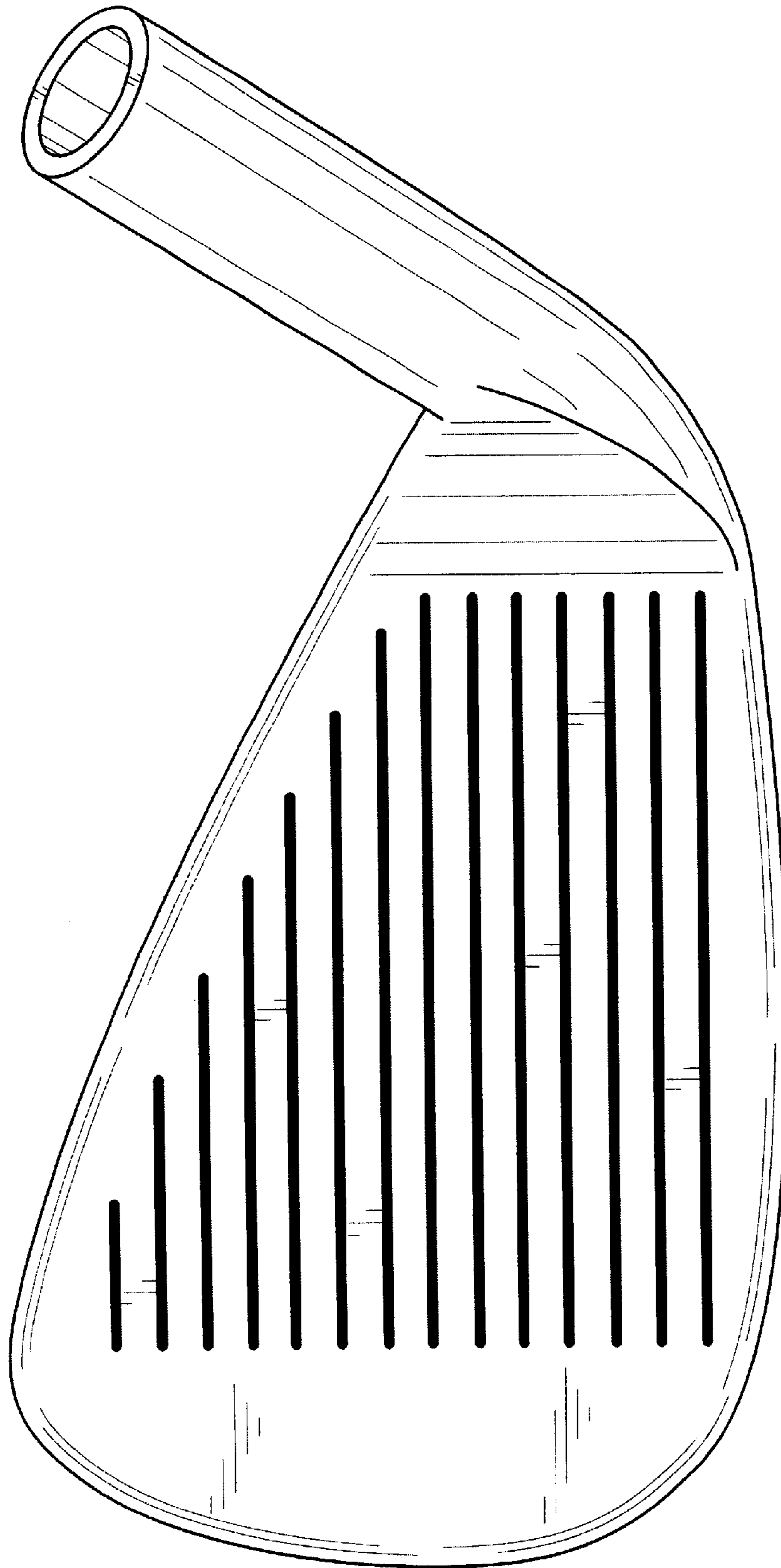


Fig. 1

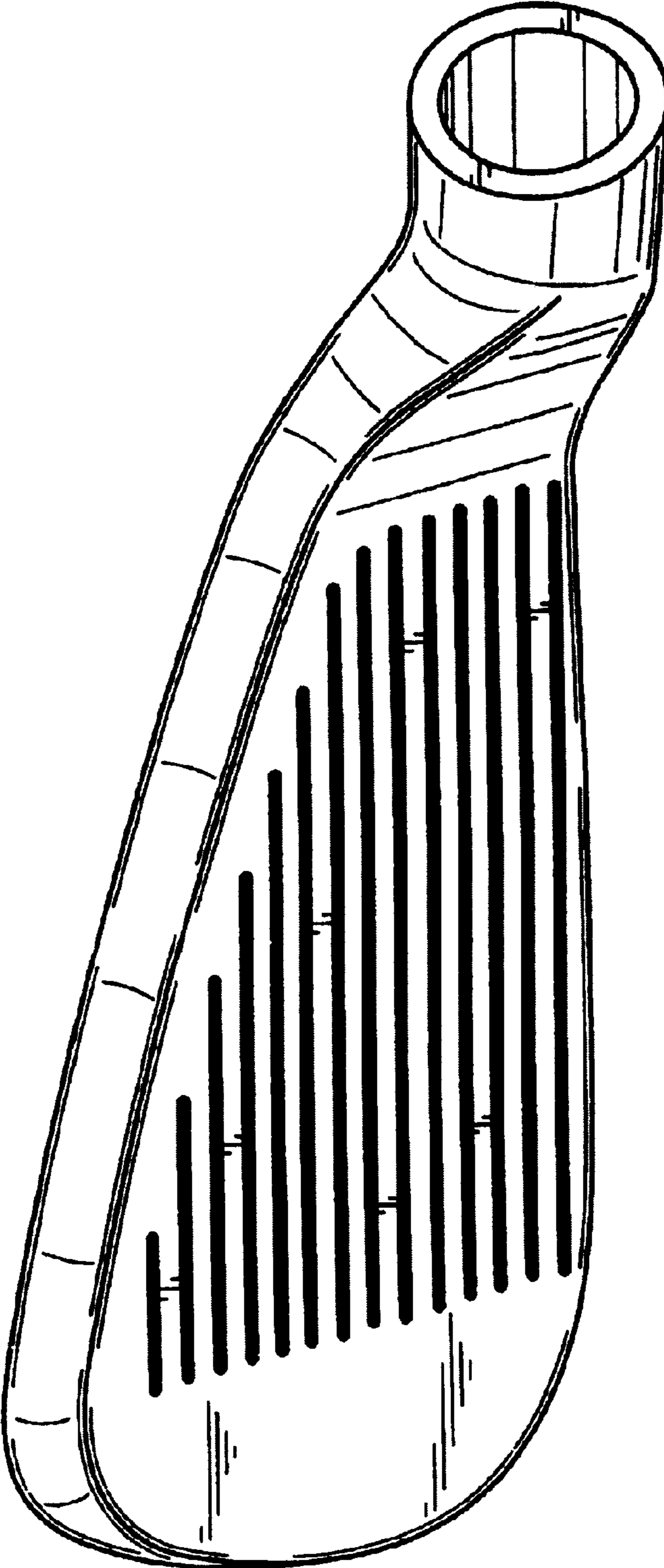


Fig. 2

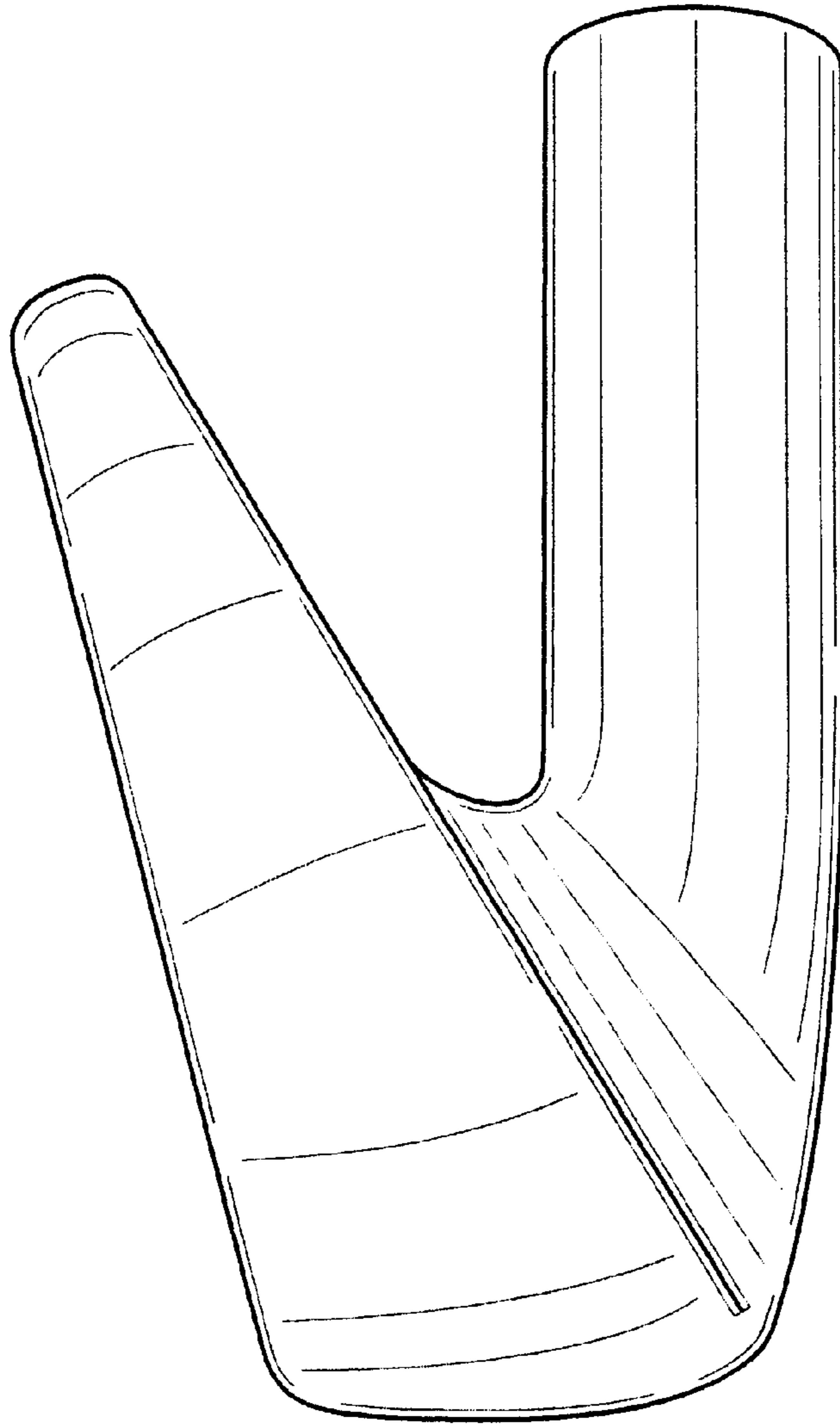


Fig. 3

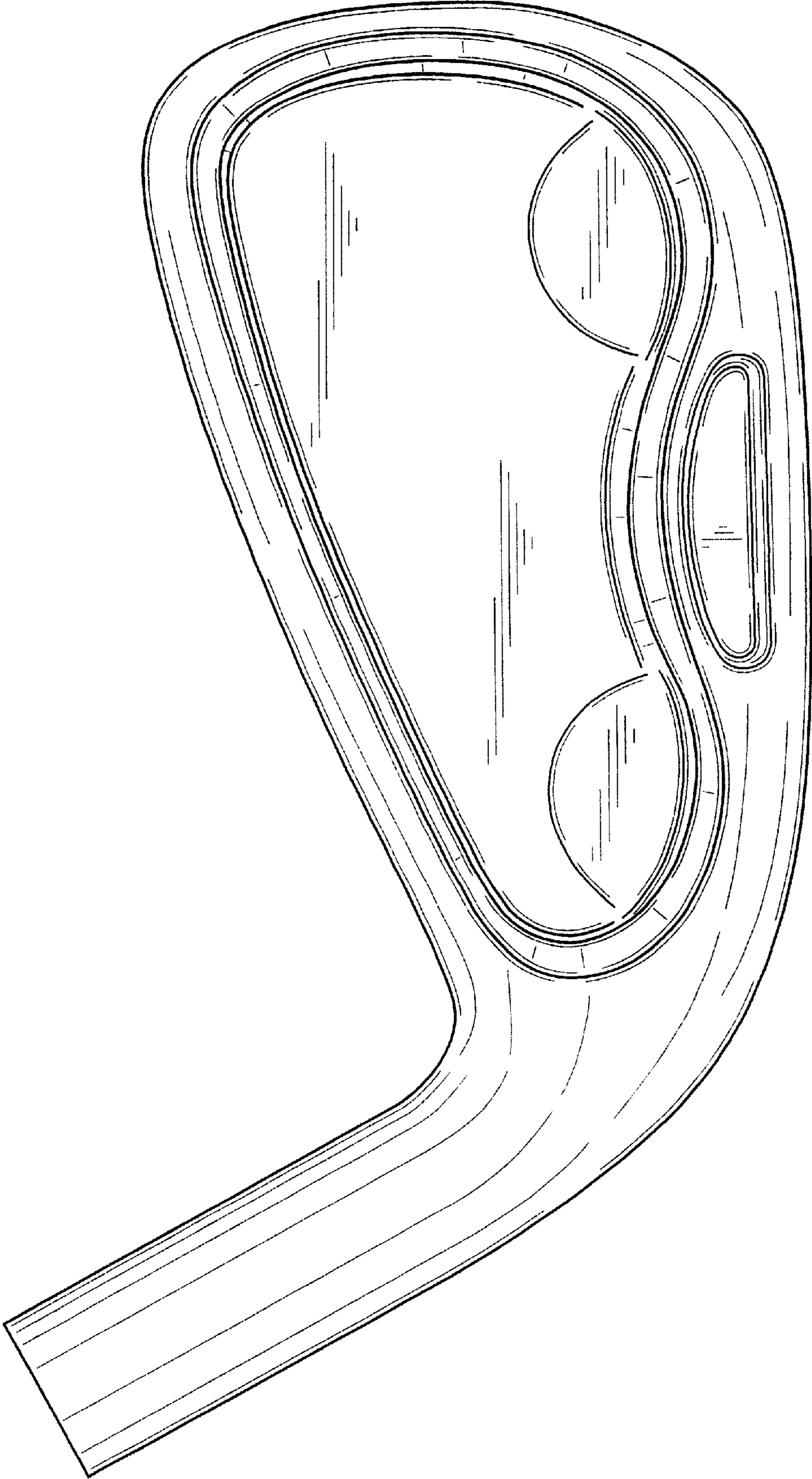


Fig. 4

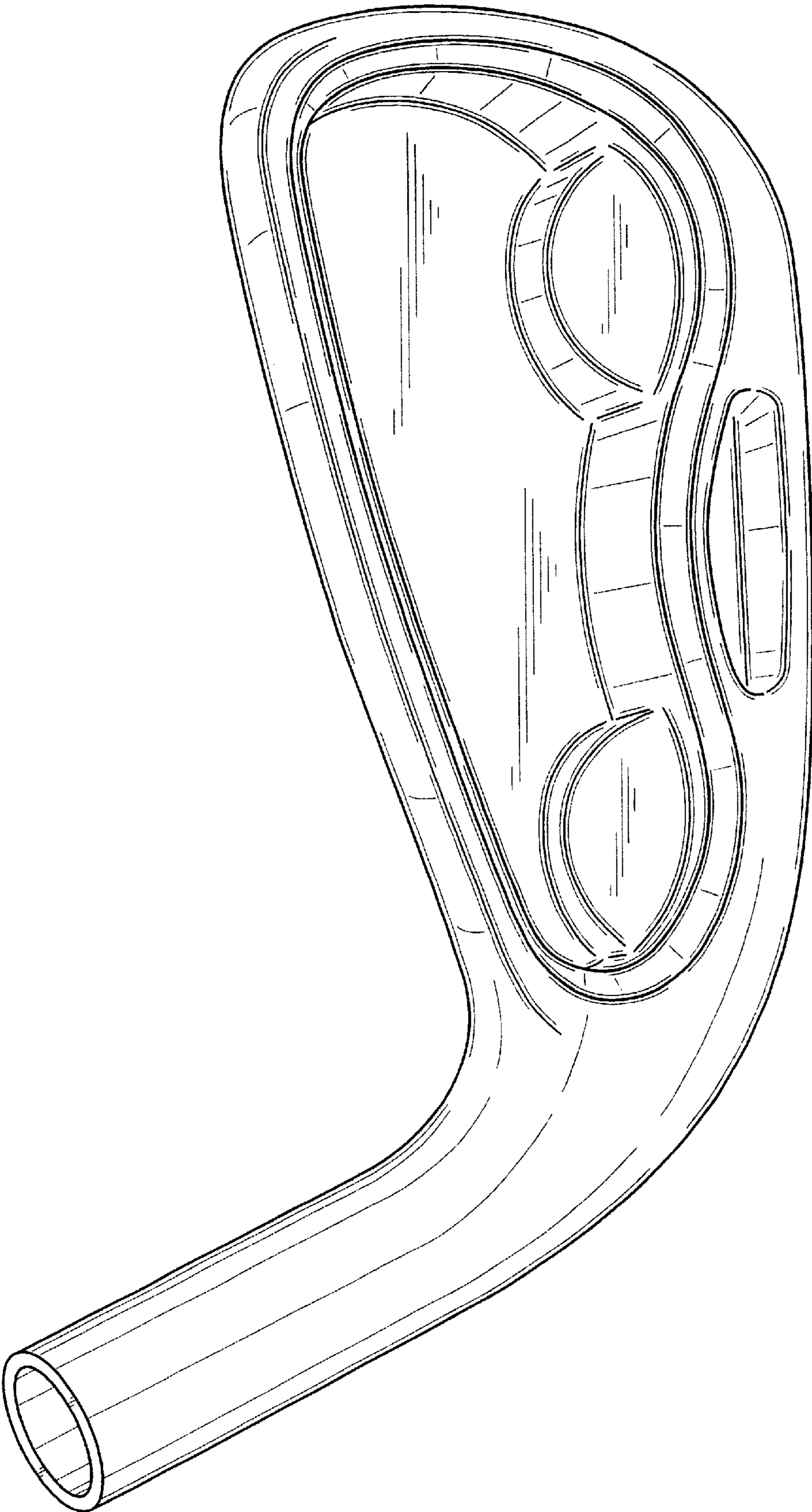


Fig. 5