



US00D545384S

(12) **United States Design Patent**  
**Whitehouse**

(10) **Patent No.:** **US D545,384 S**

(45) **Date of Patent:** **\*\* Jun. 26, 2007**

(54) **GOLF TEE**

2005/0261089 A1\* 11/2005 Homby ..... 473/387

(76) Inventor: **Sidney Anthony Hollingsworth**  
**Whitehouse**, North Lodge, Rackheath  
Park, Wroxham Road, Norwich, Norfolk  
(GB) NR13 6LY

**OTHER PUBLICATIONS**

Robb, Beverly. Collectible Golfing Novelties. West Chester, Pa:  
Schiffer Publishing, Ltd. (c) 1992. p. 15, right center block: tee  
indicated by arrow "A".\*

(\*\*) Term: **14 Years**

\* cited by examiner

(21) Appl. No.: **29/241,088**

*Primary Examiner*—Catherine Tuttle

(22) Filed: **Oct. 24, 2005**

(57) **CLAIM**

(51) **LOC (8) Cl.** ..... **21-02**

I claim the ornamental design for a golf tee, as shown and  
described in the drawings.

(52) **U.S. Cl.** ..... **D21/718**

(58) **Field of Classification Search** ..... D21/717-720,  
D21/789-796; 473/386-403

**DESCRIPTION**

See application file for complete search history.

FIG. 1 is a top plan view of a golf tee showing my new  
design.

(56) **References Cited**

FIG. 2 is a side elevation view thereof (Identical from any  
position).

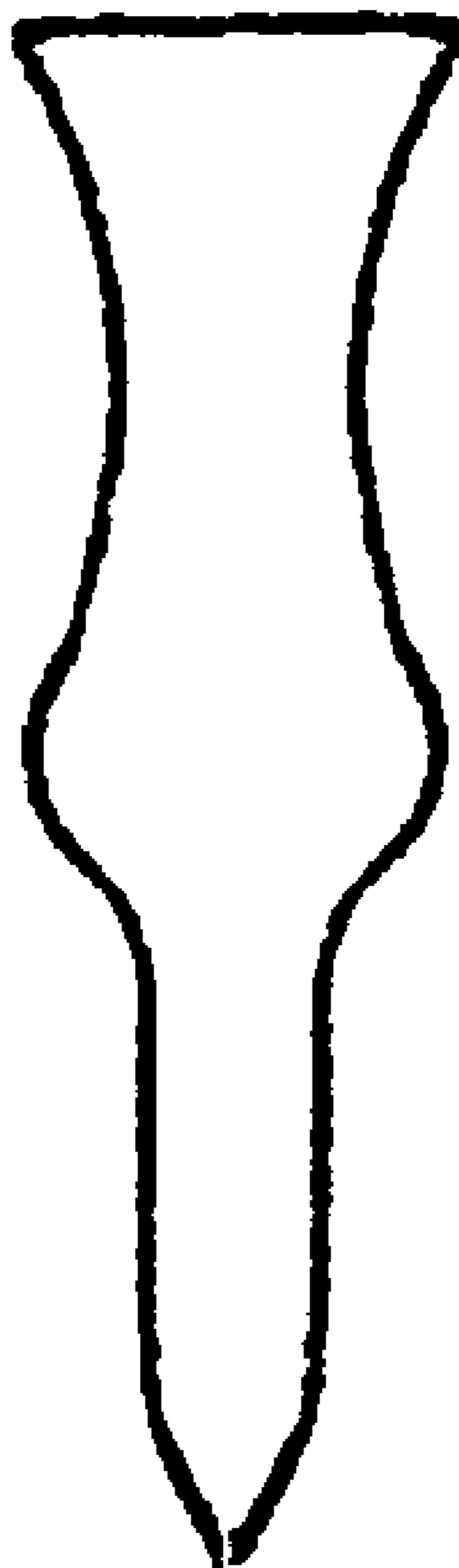
**U.S. PATENT DOCUMENTS**

1,681,391 A *	8/1928	Bratt	.....	473/400
D91,150 S *	12/1933	Thompson	.....	D21/718
D102,749 S *	1/1937	Fay	.....	D21/718
D231,109 S *	4/1974	Kilmartin	.....	D21/718
D271,509 S *	11/1983	Hanson	.....	D21/718
5,221,090 A *	6/1993	Hong	.....	473/391
D338,510 S *	8/1993	Fellows	.....	D21/718
D391,611 S *	3/1998	Brayford	.....	D21/718
D453,810 S *	2/2002	Lee	.....	D21/717

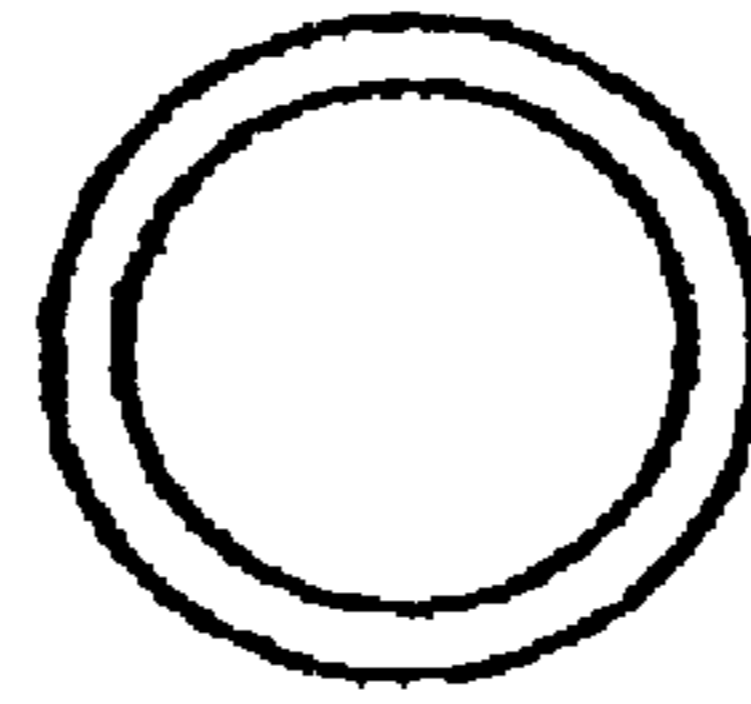
FIG. 3 is a view of the profile of the tee along the central  
vertical plane. The saucer shaped depression on the top of  
the tee (on which golf balls are placed for tee shots) is  
shown; and,

FIG. 4 is a perspective view from above (identical from any  
position).

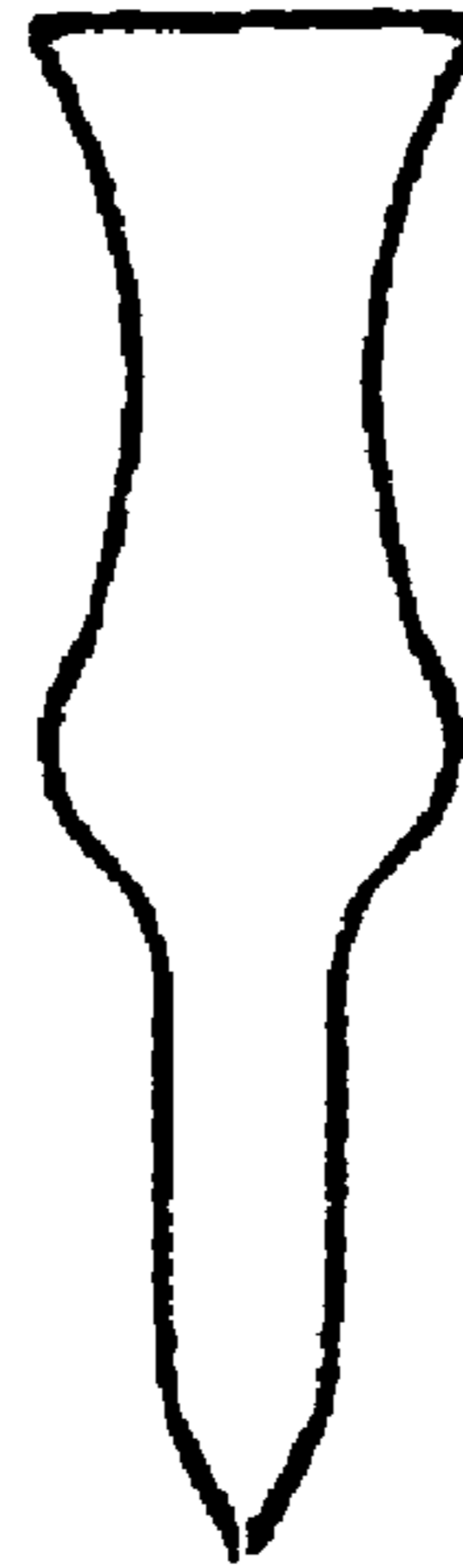
**1 Claim, 1 Drawing Sheet**



**Fig. 1**



**Fig. 2**



**Fig. 3**



**Fig. 4**

