

US00D545379S

(12) **United States Design Patent**  
**Floden**

(10) **Patent No.:** **US D545,379 S**

(45) **Date of Patent:** **\*\* Jun. 26, 2007**

(54) **BOARD GAME ASSEMBLY**

(76) **Inventor:** **Tomas Floden**, Sodermannag. 55,  
Stockholm (SE), 116 66

(\*\*) **Term:** **14 Years**

(21) **Appl. No.:** **29/243,252**

(22) **Filed:** **Nov. 22, 2005**

(51) **LOC (8) Cl.** ..... **21-01**

(52) **U.S. Cl.** ..... **D21/346; D21/365**

(58) **Field of Classification Search** ..... D21/334-368;  
D6/467; 273/236-288

See application file for complete search history.

(56) **References Cited**

**U.S. PATENT DOCUMENTS**

3,792,866	A	*	2/1974	Dreyer et al.	.....	273/258
D242,055	S	*	10/1976	Brown	.....	D21/346
D270,170	S	*	8/1983	Shoptaugh	.....	D21/342
D330,300	S	*	10/1992	Endelman	.....	D6/469
D371,167	S	*	6/1996	Murphy	.....	D21/366
D395,061	S	*	6/1998	Shoptaugh	.....	D21/392

5,865,436	A	*	2/1999	Conti	.....	273/241
6,536,765	B1	*	3/2003	Thomas	.....	273/258
D484,919	S	*	1/2004	Campos	.....	D21/335

\* cited by examiner

*Primary Examiner*—Sandra L. Morris

(57) **CLAIM**

The ornamental design for a board game assembly, as shown and described.

**DESCRIPTION**

FIG. 1 is a perspective view of a board game assembly showing the claimed design;

FIG. 2 is a side view of the board game assembly, each side view being identical;

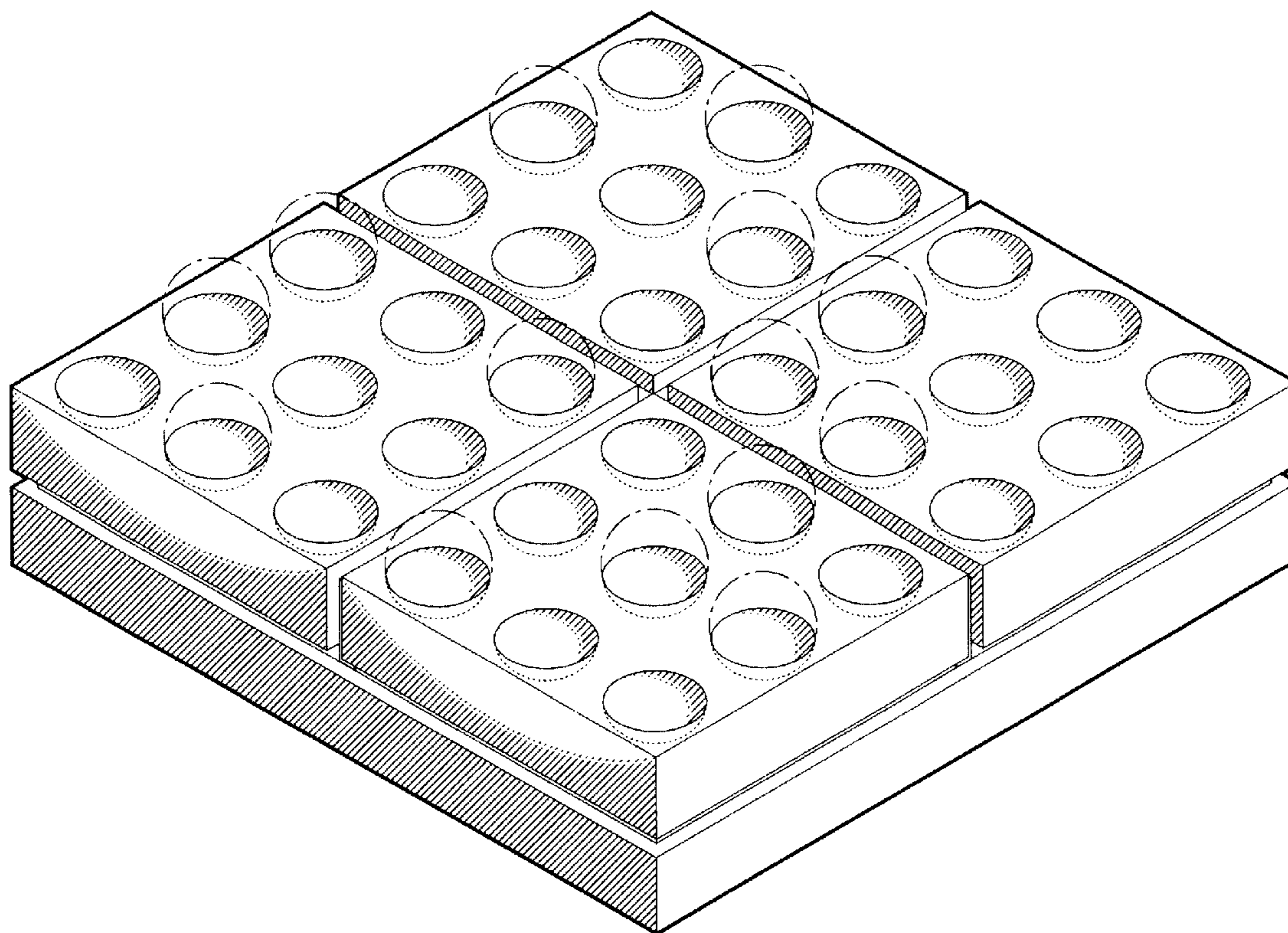
FIG. 3 is a top view of the board game assembly;

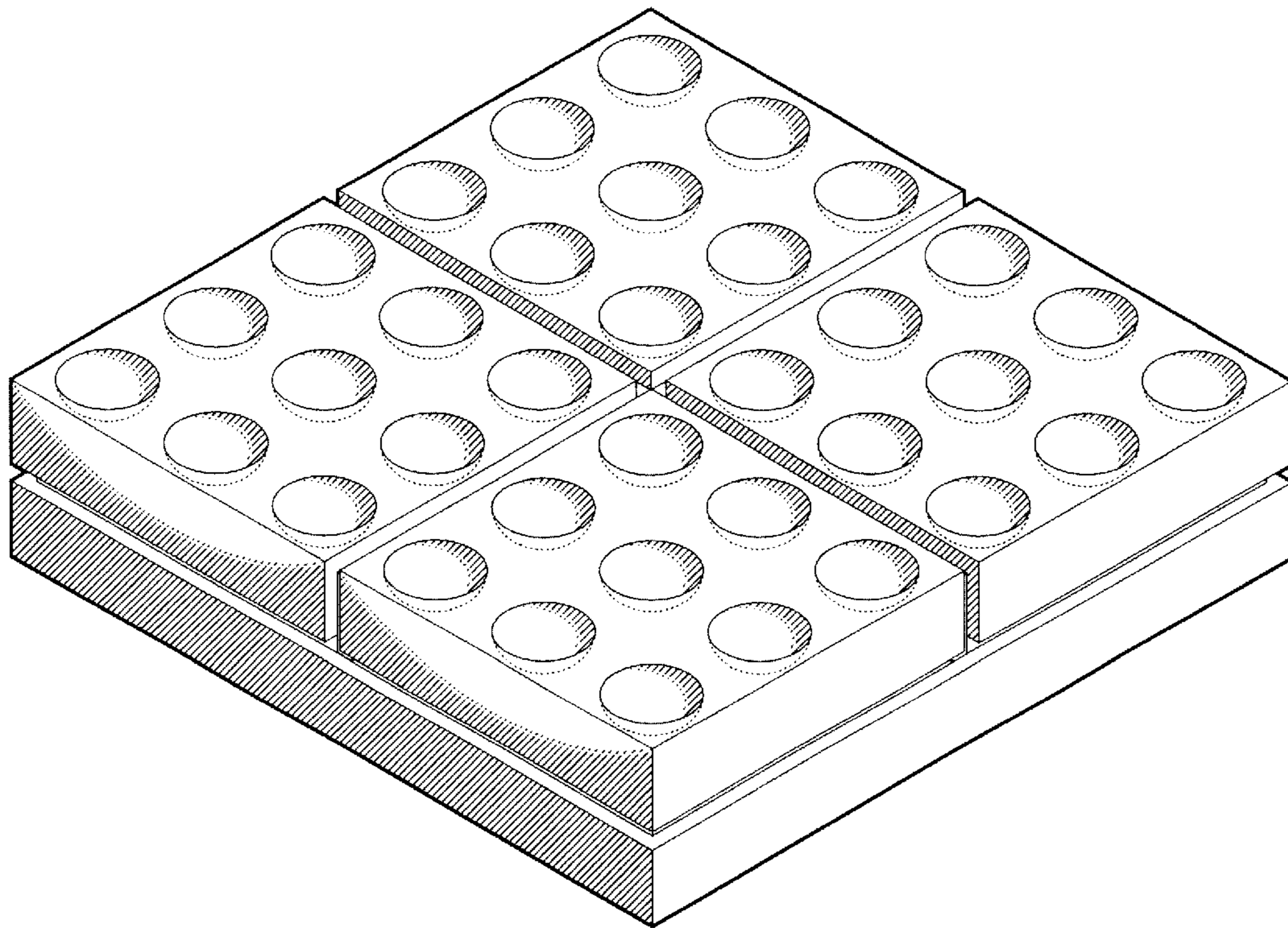
FIG. 4 is a bottom view of the board game assembly; and,

FIG. 5 is a perspective view of the board game assembly with playing pieces held therein.

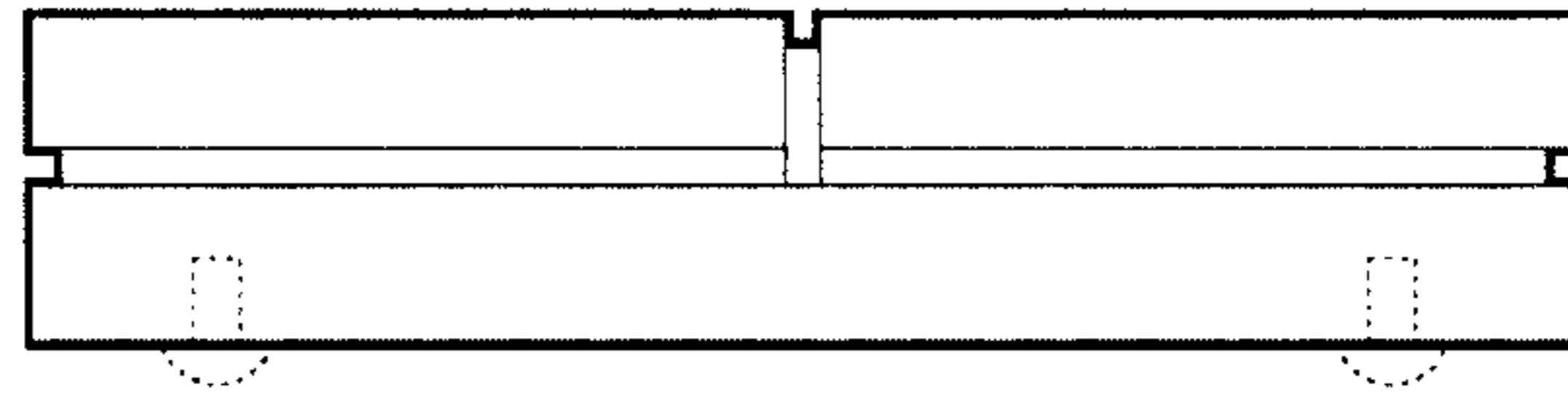
The broken line showing is for illustrative purposes only, and forms no part of the claimed design.

**1 Claim, 3 Drawing Sheets**

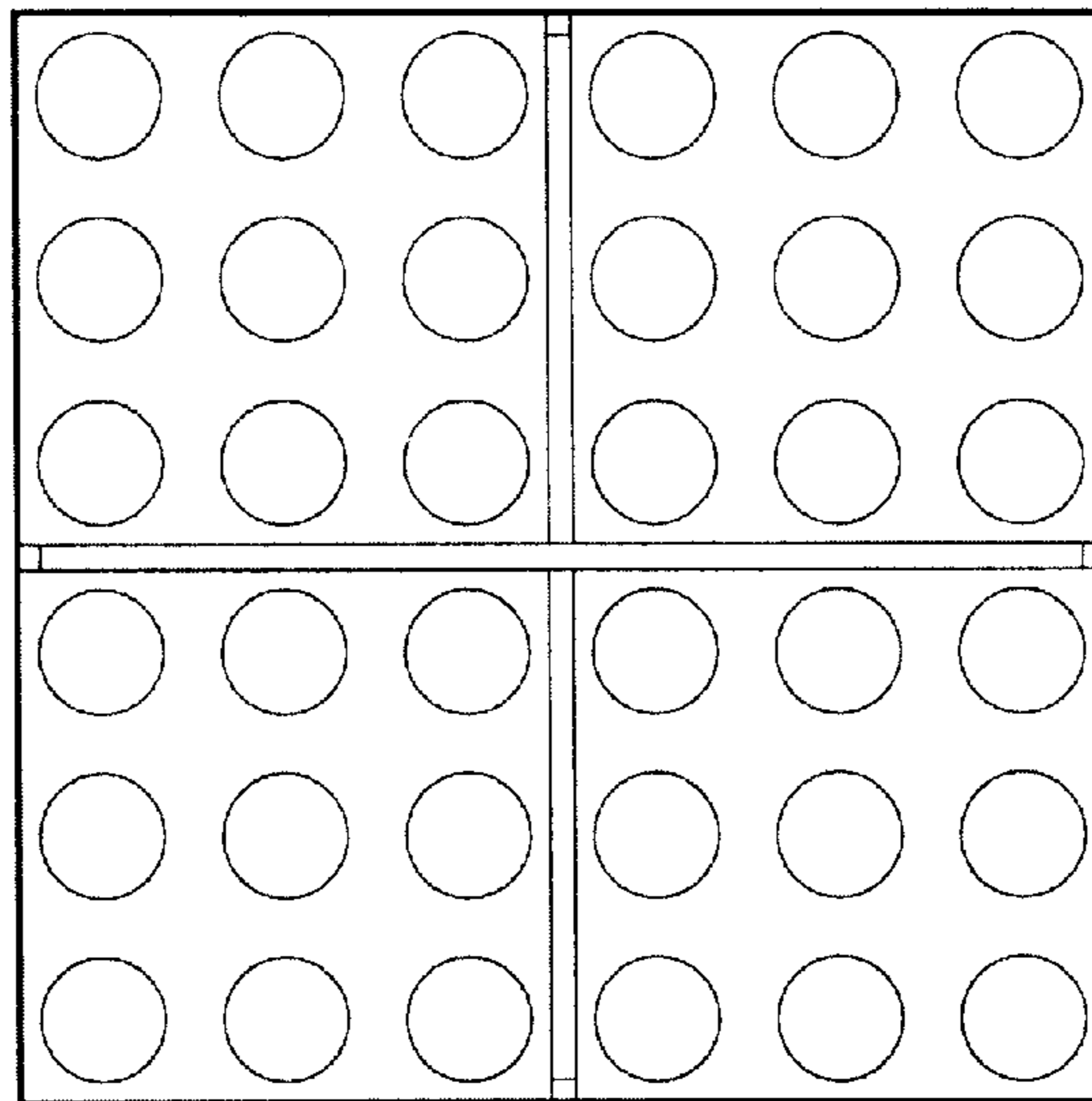





**FIG. 1**



**FIG. 2**

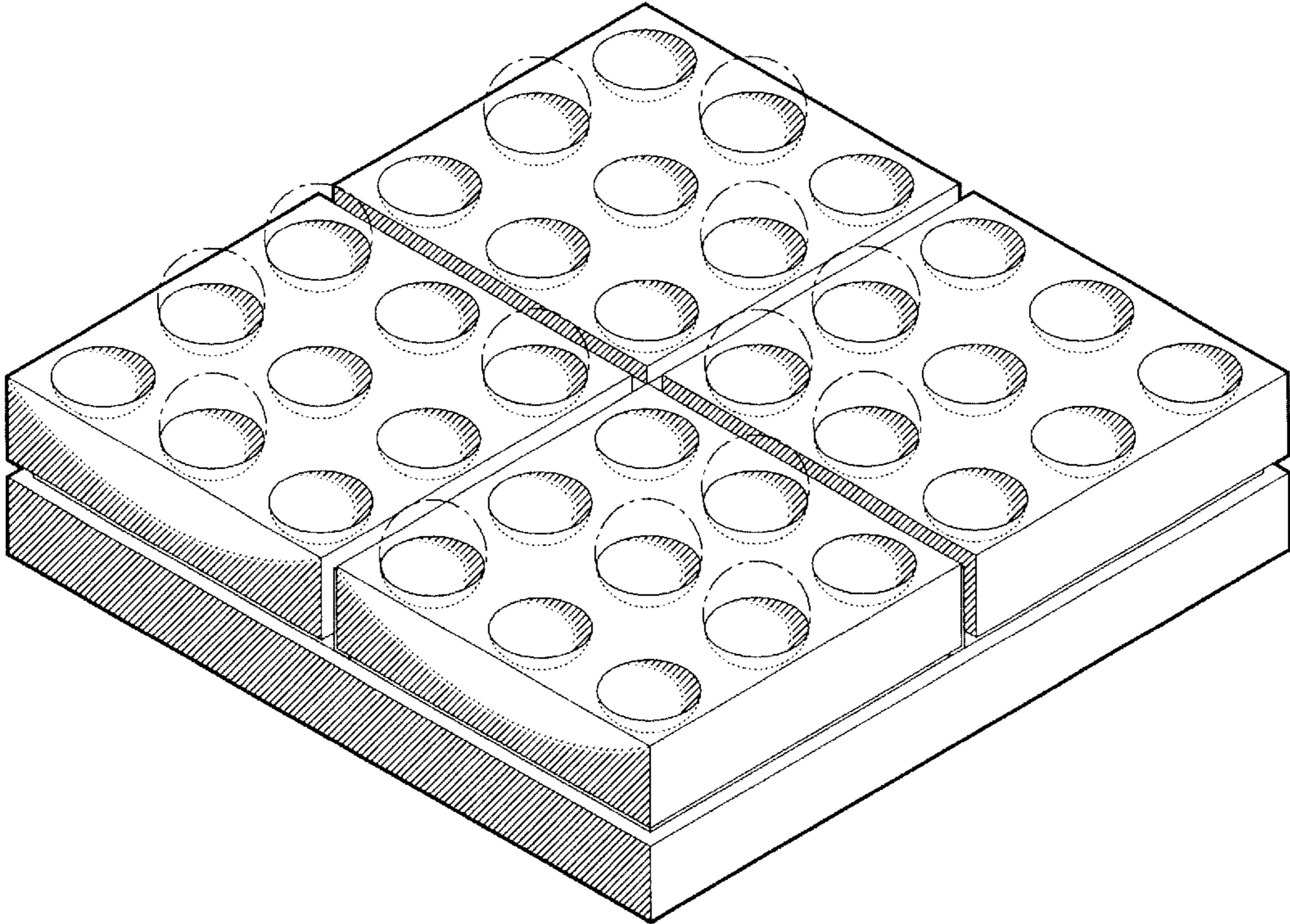


**FIG. 3**



**FIG. 4**





**FIG. 5**