

US00D545374S

(12) **United States Design Patent**  
**Gollob**

(10) **Patent No.:** **US D545,374 S**

(45) **Date of Patent:** **\*\* Jun. 26, 2007**

(54) **NEWSRACK**

(75) **Inventor:** **Edward Gollob**, Canton, GA (US)

(73) **Assignee:** **Streetsmart LLC**, Canton, GA (US)

(\*\*) **Term:** **14 Years**

(21) **Appl. No.:** **29/227,828**

(22) **Filed:** **Apr. 15, 2005**

(51) **LOC (8) Cl.** ..... **20-01**

(52) **U.S. Cl.** ..... **D20/6; D34/7; D6/440**

(58) **Field of Classification Search** ..... D32/6;  
D34/1, 7, 8, 9, 11; D6/432, 448, 440; D14/349,  
D14/308, 100-102, 107-109; D13/184,  
D13/199; 312/292; 220/908-913, 262-263;  
D20/6

See application file for complete search history.

(56) **References Cited**

**U.S. PATENT DOCUMENTS**

2,832,506	A *	4/1958	Hatcher	.....	221/103
D326,344	S *	5/1992	Fitermann et al.	.....	D34/11
D328,169	S *	7/1992	Burleigh	.....	D34/8
D397,678	S *	9/1998	Edelmann et al.	.....	D14/308
D413,868	S *	9/1999	Hesselbach	.....	D14/387
D422,387	S *	4/2000	Mutoh et al.	.....	D32/25
D454,915	S *	3/2002	Brown	.....	D20/6
D470,866	S *	2/2003	Beauregard	.....	D15/83
D488,902	S *	4/2004	Yang et al.	.....	D34/8

D489,496	S *	5/2004	Sneddon	.....	D32/6
D513,103	S *	12/2005	Lin	.....	D34/9
D517,267	S *	3/2006	Lin	.....	D34/9
D535,121	S *	1/2007	Bixby et al.	.....	D6/448
D536,903	S *	2/2007	Bixby et al.	.....	D6/432
D537,223	S *	2/2007	Lin	.....	D34/7
2003/0230576	A1 *	12/2003	Lin	.....	220/263

\* cited by examiner

*Primary Examiner*—Cathron C. Brooks

*Assistant Examiner*—Kelley A. Donnelly

(74) *Attorney, Agent, or Firm*—Ryan A. Schneider, Esq.;  
Troutman Sanders LLP

(57) **CLAIM**

The ornamental design for a newsrack, as shown and described.

**DESCRIPTION**

FIG. 1 is a perspective view of the newsrack showing my new design.

FIG. 2 is a front view of the newsrack shown in FIG. 1.

FIG. 3 is a right side view of the newsrack shown in FIG. 1.

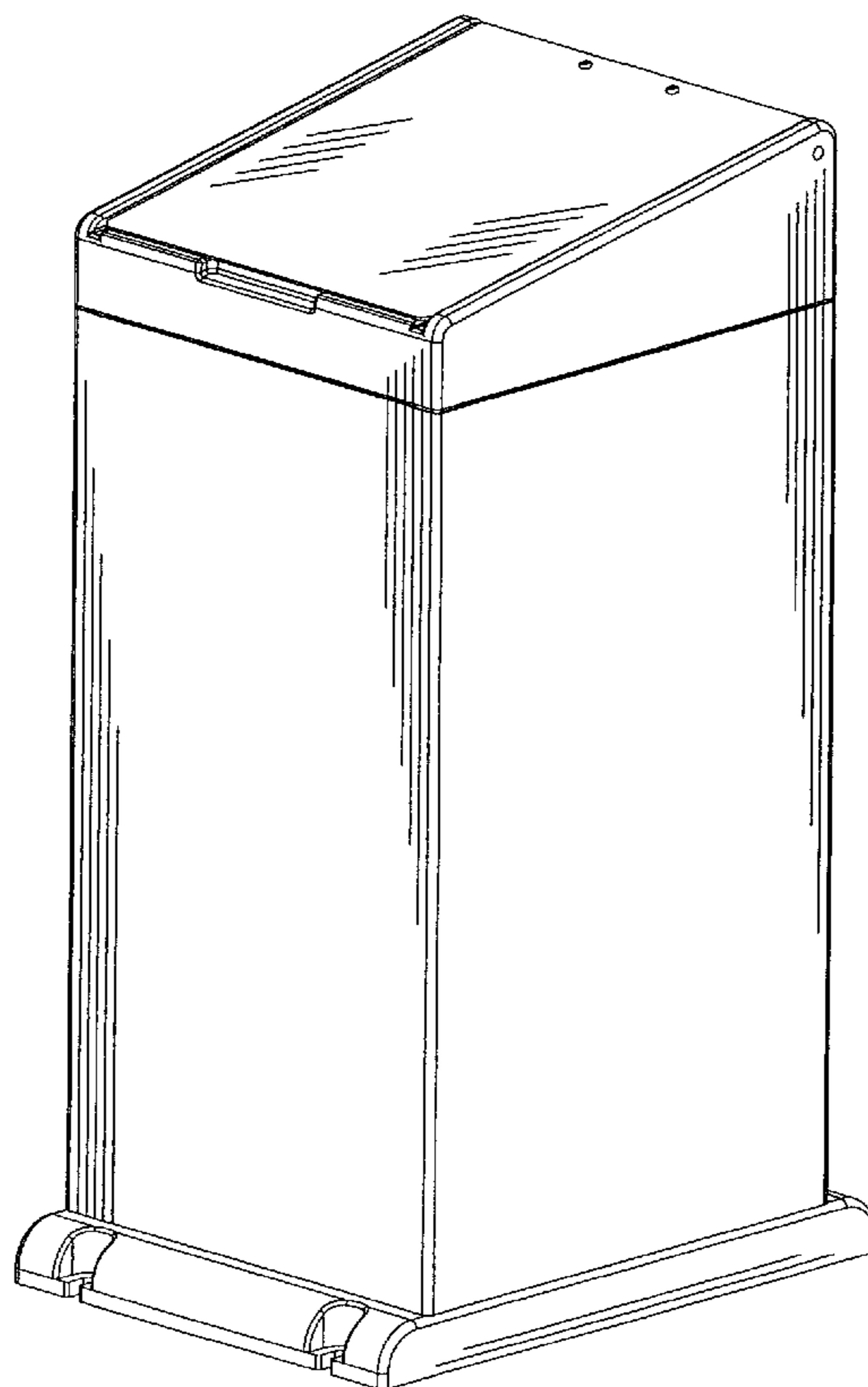
FIG. 4 is a rear view of the newsrack shown in FIG. 1.

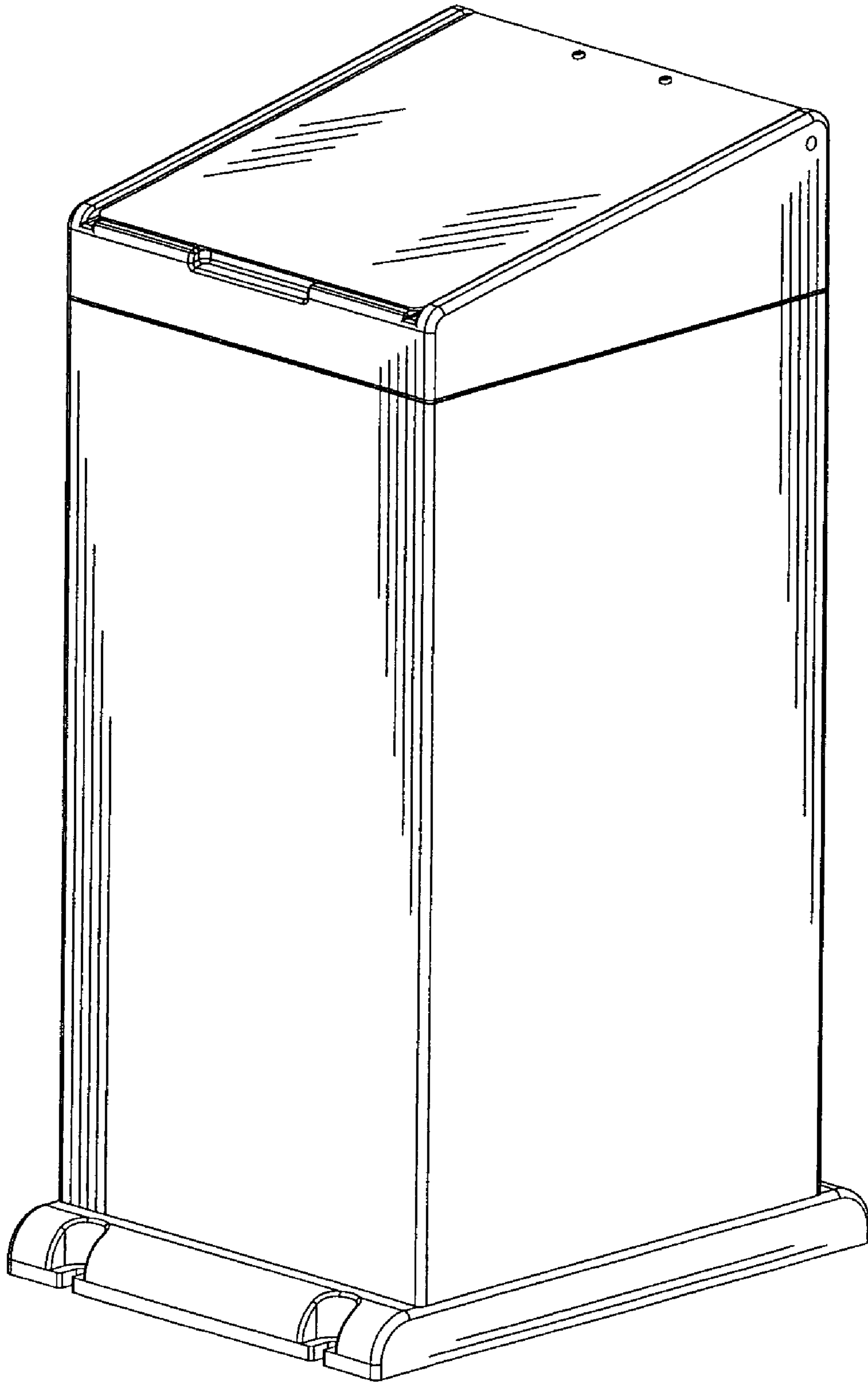
FIG. 5 is a left side view of the newsrack shown in FIG. 1.

FIG. 6 is a top view of the newsrack shown in FIG. 1; and,

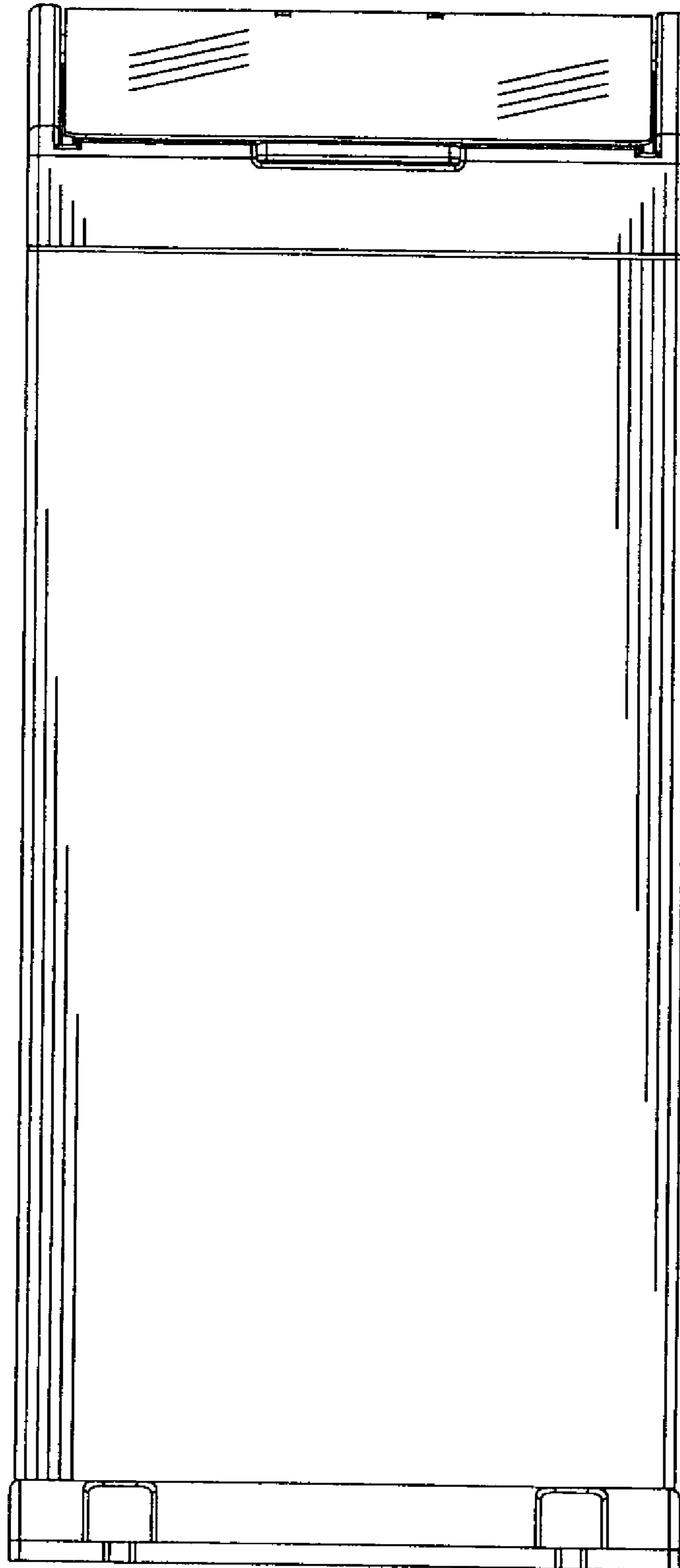
FIG. 7 is a bottom view of the newsrack shown in FIG. 1.

**1 Claim, 6 Drawing Sheets**

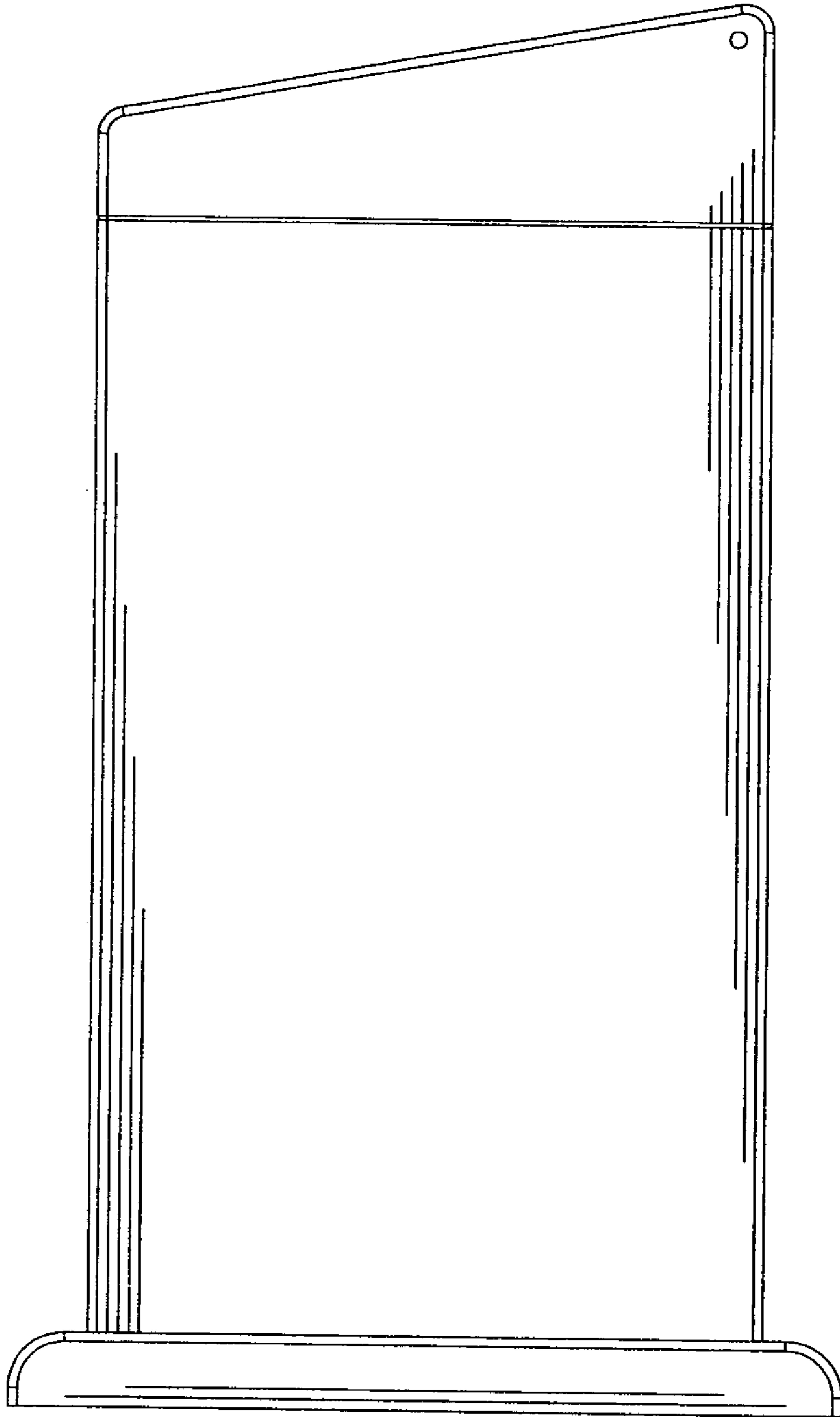





**FIG. 1**



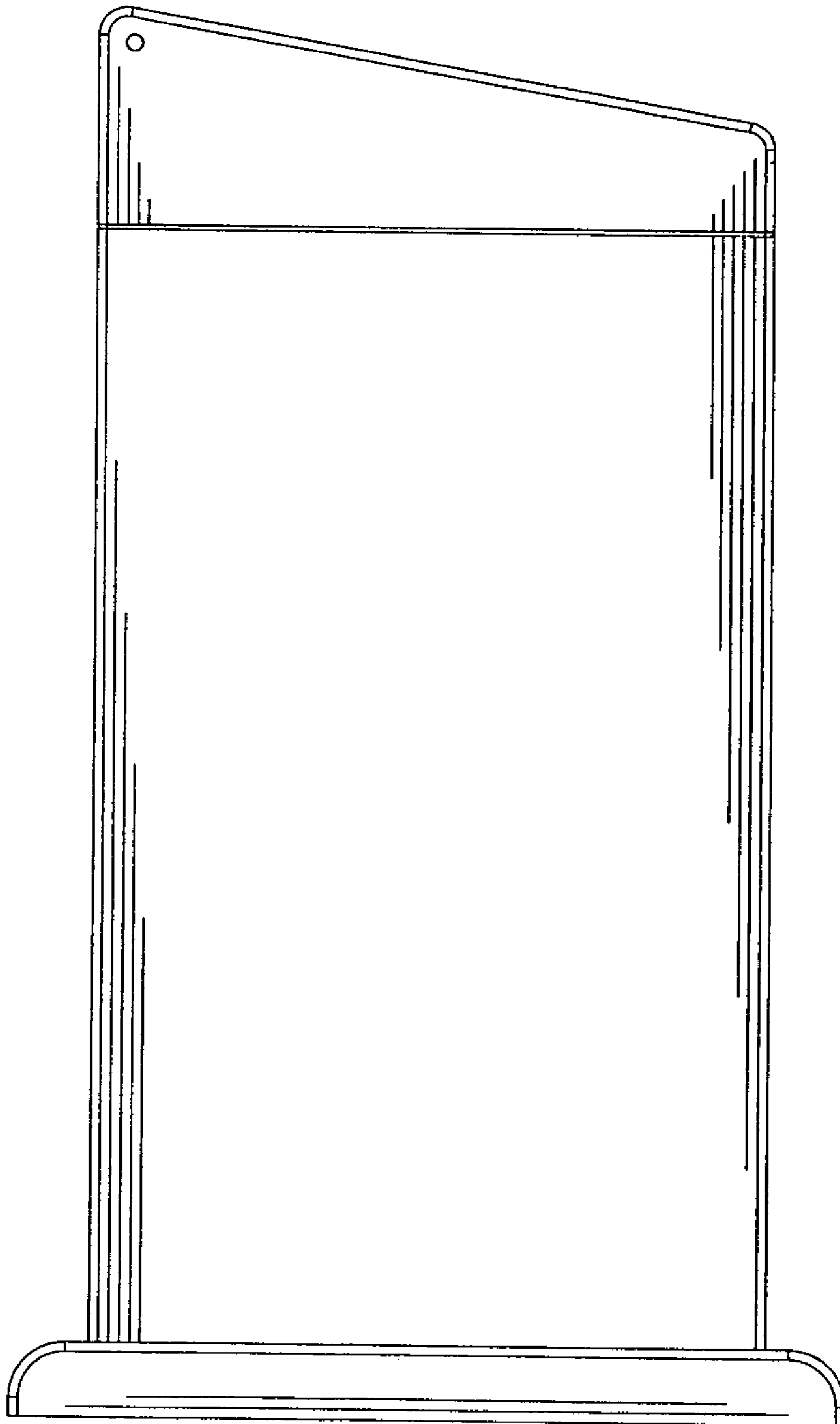
**FIG. 2**



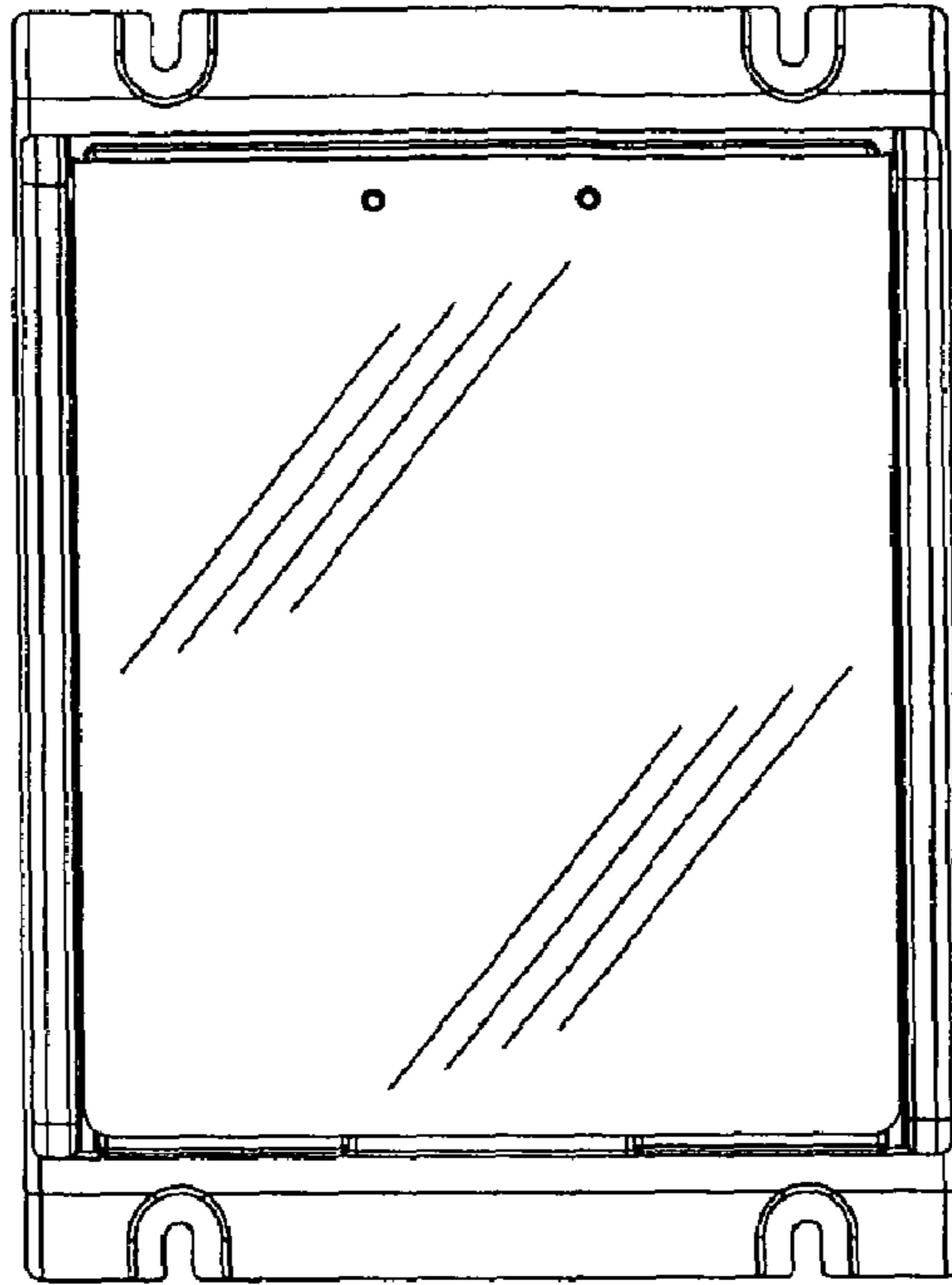
**FIG. 3**




**FIG. 4**



**FIG. 5**



**FIG. 6**



**FIG. 7**