

US00D545361S

(12) **United States Design Patent**  
**Boland et al.**

(10) **Patent No.:** **US D545,361 S**

(45) **Date of Patent:** **\*\* Jun. 26, 2007**

(54) **CREDIT CARD WITH FLEXIBLE CASE**

(75) Inventors: **Lien D. Boland**, Chicago, IL (US);  
**Keith Alsberg**, Chicago, IL (US)

(73) Assignee: **Discover Financial Services LLC**,  
Riverwoods, IL (US)

(\*\*) Term: **14 Years**

(21) Appl. No.: **29/239,985**

(22) Filed: **Oct. 6, 2005**

(51) **LOC (8) Cl.** ..... **19-08**

(52) **U.S. Cl.** ..... **D19/9**

(58) **Field of Classification Search** ..... D19/9-12;  
D3/207-208, 212, 247, 249, 253; D14/435-438;  
D20/23, 40; 40/625; 150/131, 134, 147, 148;  
206/38, 38.1, 39, 39.5, 39.6, 234-235, 449,  
206/815

See application file for complete search history.

(56) **References Cited**

**U.S. PATENT DOCUMENTS**

D381,499 S	*	7/1997	Campbell	.....	D3/212
D393,150 S	*	4/1998	Swanston et al.	.....	D3/253
D474,234 S	*	5/2003	Nelms et al.	.....	D19/9
D487,480 S	*	3/2004	Nelms et al.	.....	D19/9
D498,787 S	*	11/2004	Nelms et al.	.....	D19/9
D499,101 S	*	11/2004	Hart et al.	.....	D14/436
D509,243 S	*	9/2005	Hunter et al.	.....	D19/10
D511,246 S	*	11/2005	Hunter et al.	.....	D3/247
D511,892 S	*	11/2005	Hunter et al.	.....	D3/249
D512,835 S	*	12/2005	Hunter et al.	.....	D3/249

D513,119 S	*	12/2005	Hunter et al.	.....	D3/247
D513,120 S	*	12/2005	Hunter et al.	.....	D3/249
D514,626 S	*	2/2006	Mabbutt	.....	D20/23

\* cited by examiner

*Primary Examiner*—Louis Zarfaz

*Assistant Examiner*—Mark Cavanna

(74) *Attorney, Agent, or Firm*—Leydig, Voit & Mayer, Ltd.

(57) **CLAIM**

We claim the ornamental design for a credit card with flexible case, as shown and described.

**DESCRIPTION**

FIG. 1 is a perspective view of the credit card and case with the credit card in the case;

FIG. 2 is a perspective view of the credit card and case with the credit card and case turned 180° about a vertical axis relative to the positioning of FIG. 1;

FIG. 3 is a side view of the credit card and case;

FIG. 4 is an end view of the credit card and case;

FIG. 5 is an end view of the credit card and case from the end opposite that shown in FIG. 4;

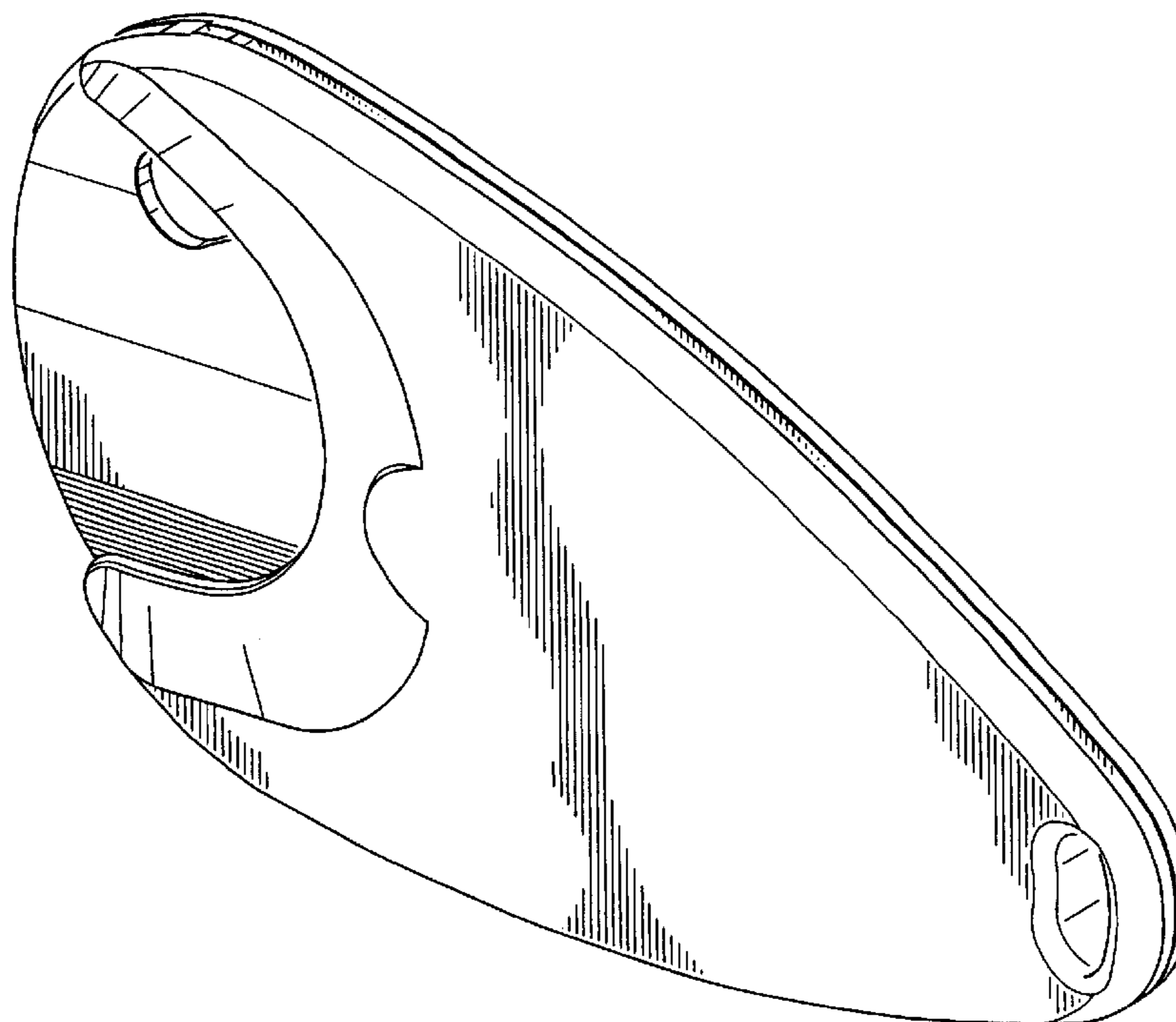
FIG. 6 is a side view of the credit card and case showing the side opposite to that shown in FIG. 3;

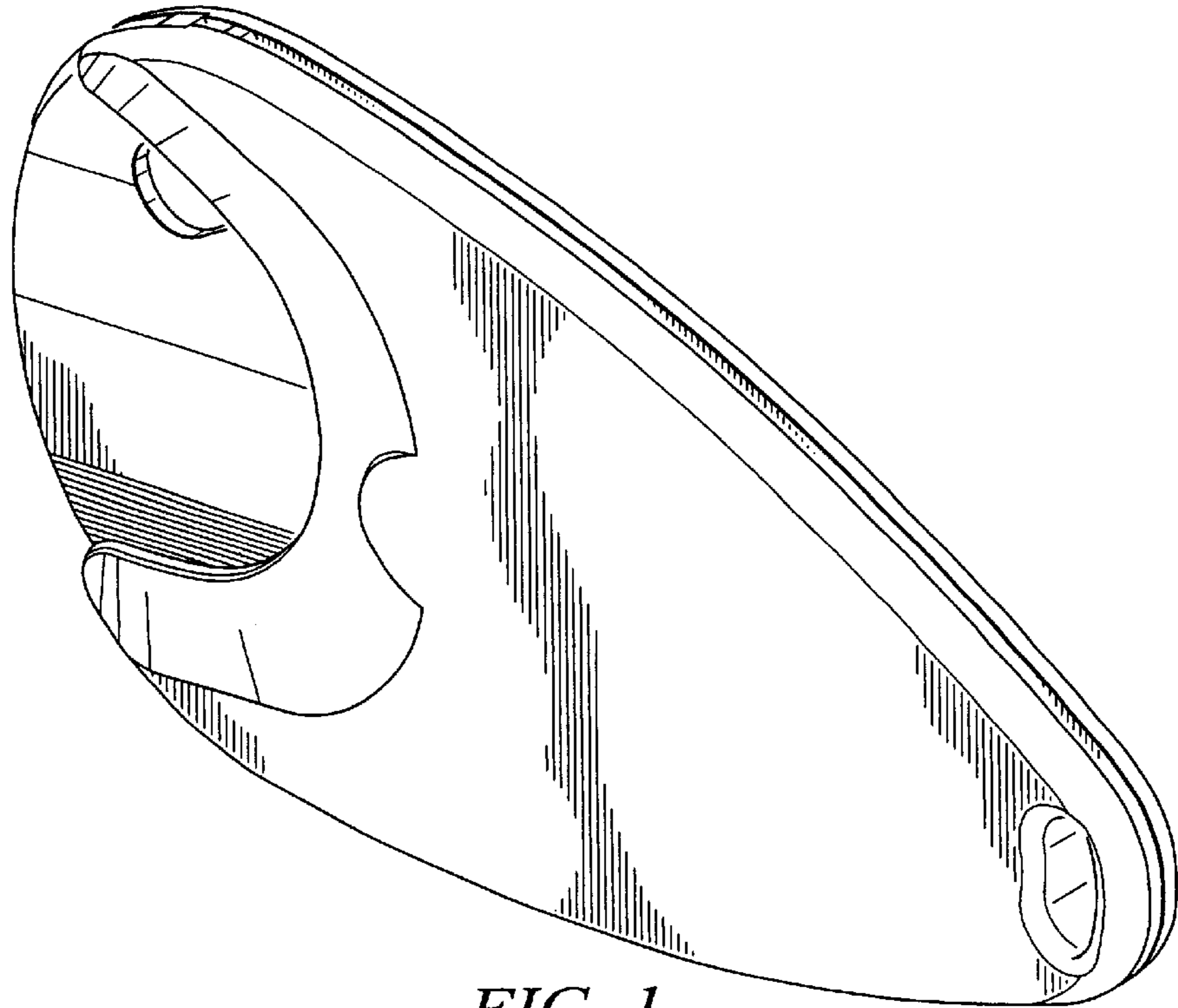
FIG. 7 is an edge view of the credit card and case showing the bottom edge of the credit card and case;

FIG. 8 is an edge view of the credit card and case showing the edge to that shown in FIG. 7; and,

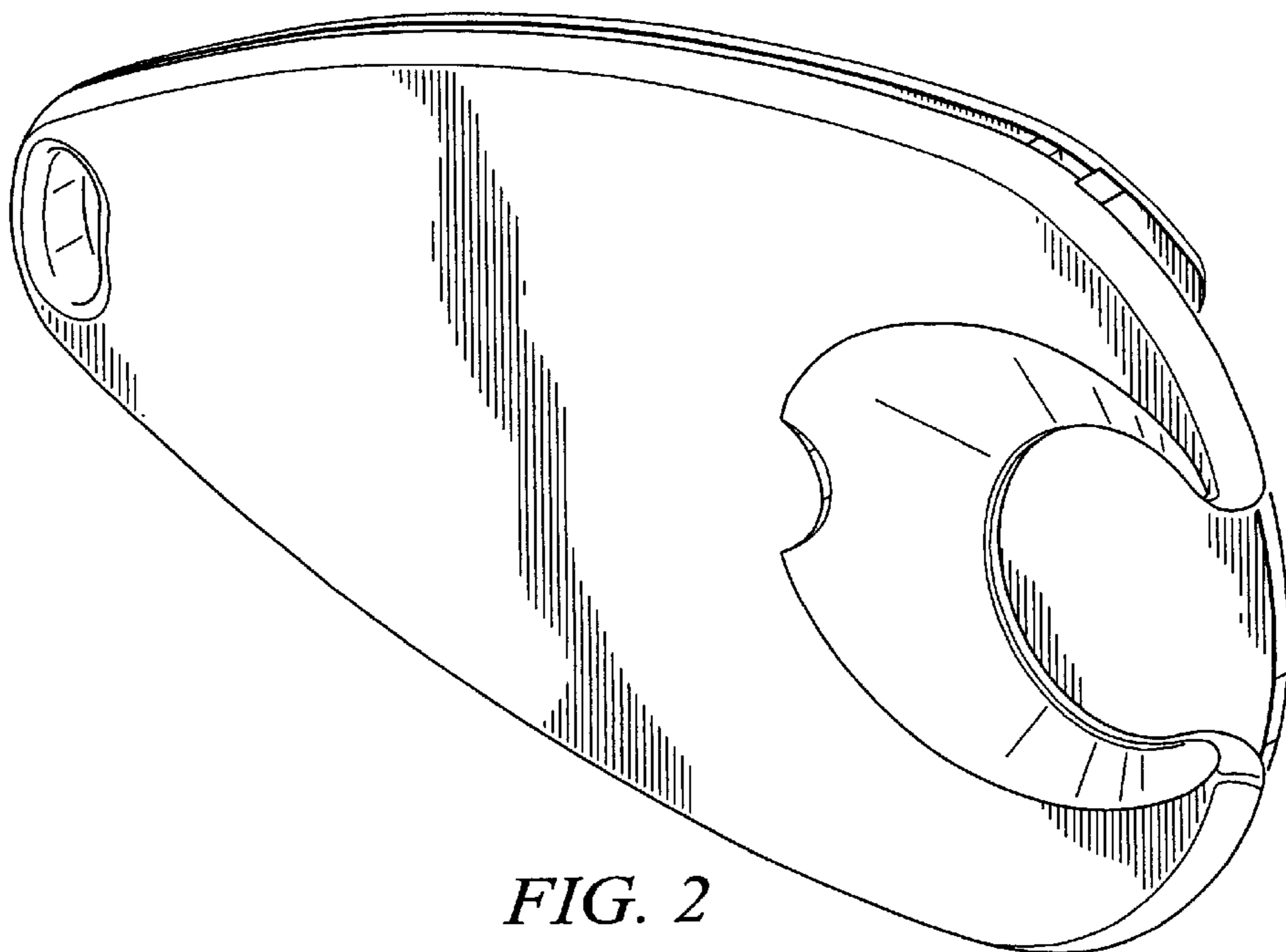
FIG. 9 is a perspective view of the credit card and case with the credit card removed from the case.

**1 Claim, 4 Drawing Sheets**





*FIG. 1*



*FIG. 2*

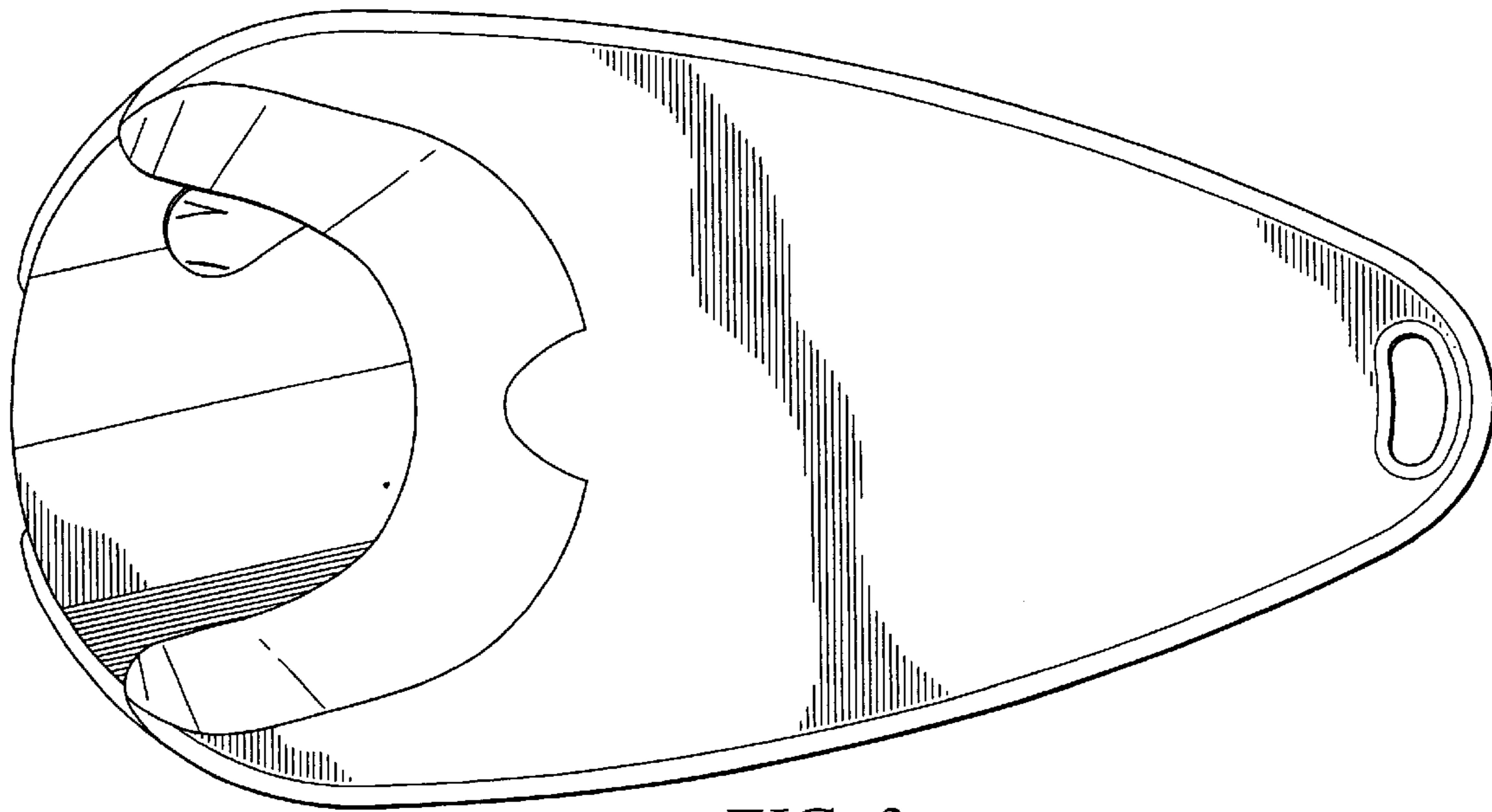


FIG. 3



FIG. 4



FIG. 5

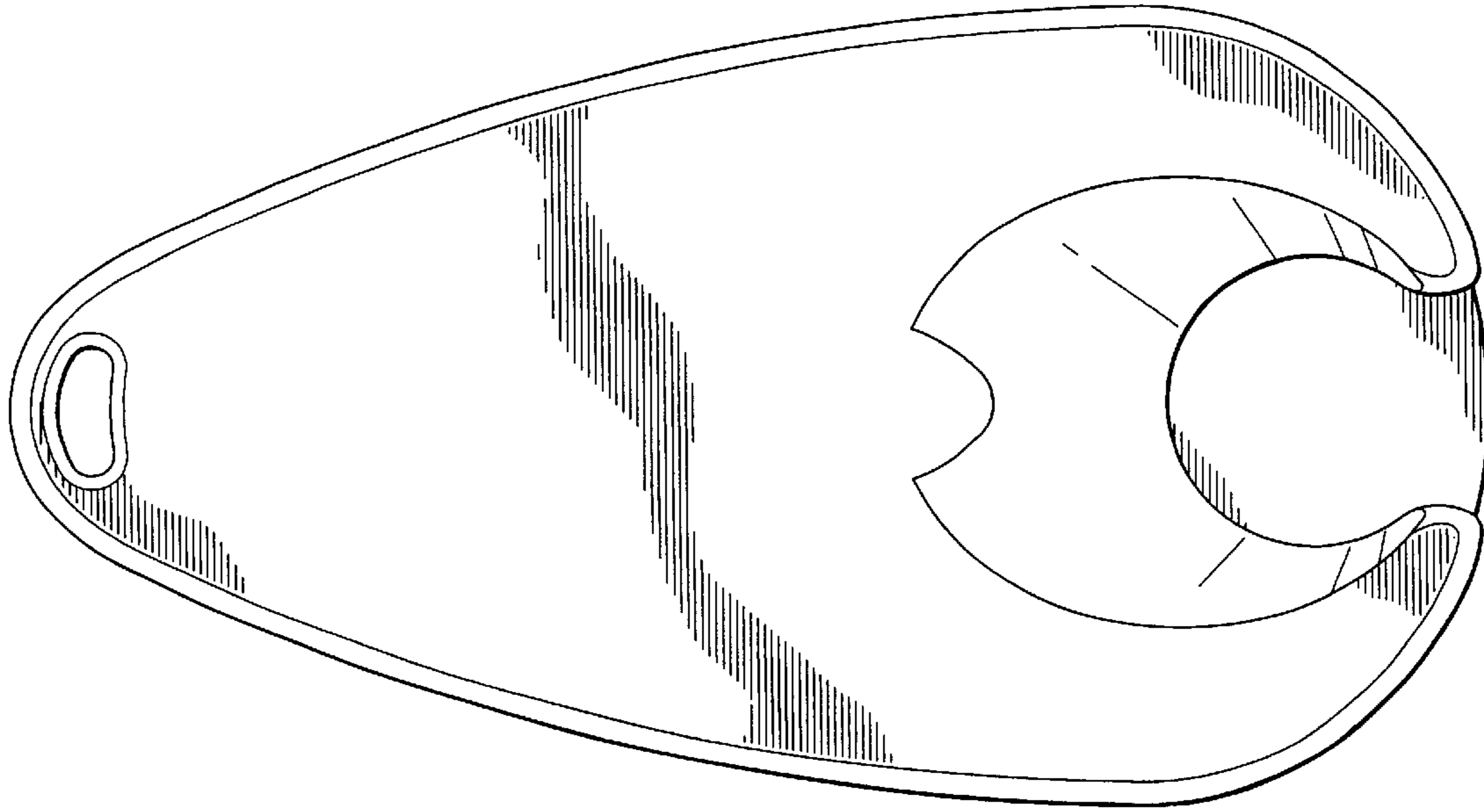


FIG. 6




FIG. 7




FIG. 8

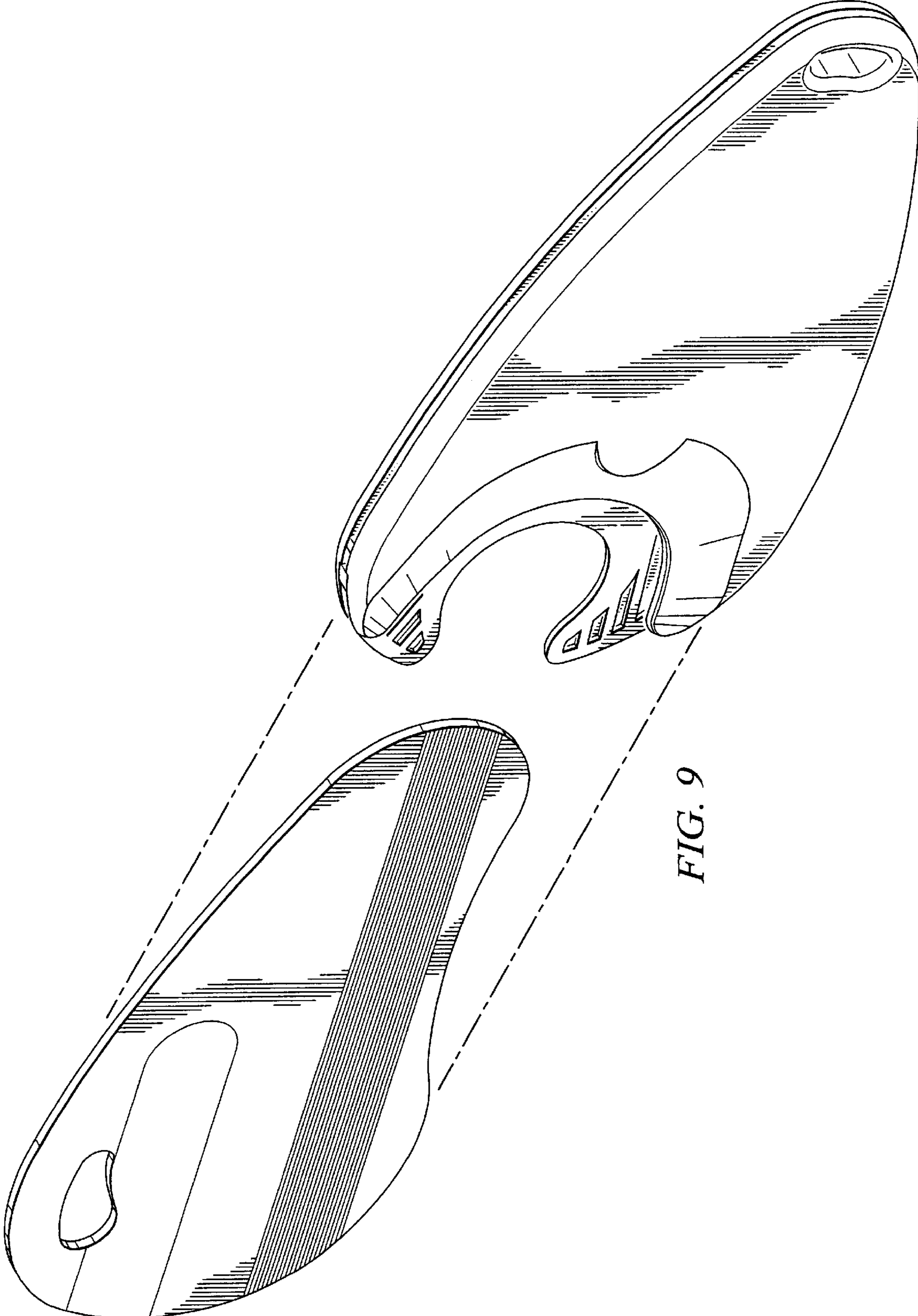


FIG. 9

UNITED STATES PATENT AND TRADEMARK OFFICE  
**CERTIFICATE OF CORRECTION**

PATENT NO. : Des. 545,361 S  
APPLICATION NO. : 29/239985  
DATED : June 26, 2007  
INVENTOR(S) : Boland et al.

Page 1 of 2

It is certified that error appears in the above-identified patent and that said Letters Patent is hereby corrected as shown below:

In the drawings, Sheet 4, FIG. 9. Attached is the corrected Sheet 4, FIG. 9 of the drawings.

Signed and Sealed this

Twenty-fifth Day of August, 2009



David J. Kappos  
*Director of the United States Patent and Trademark Office*

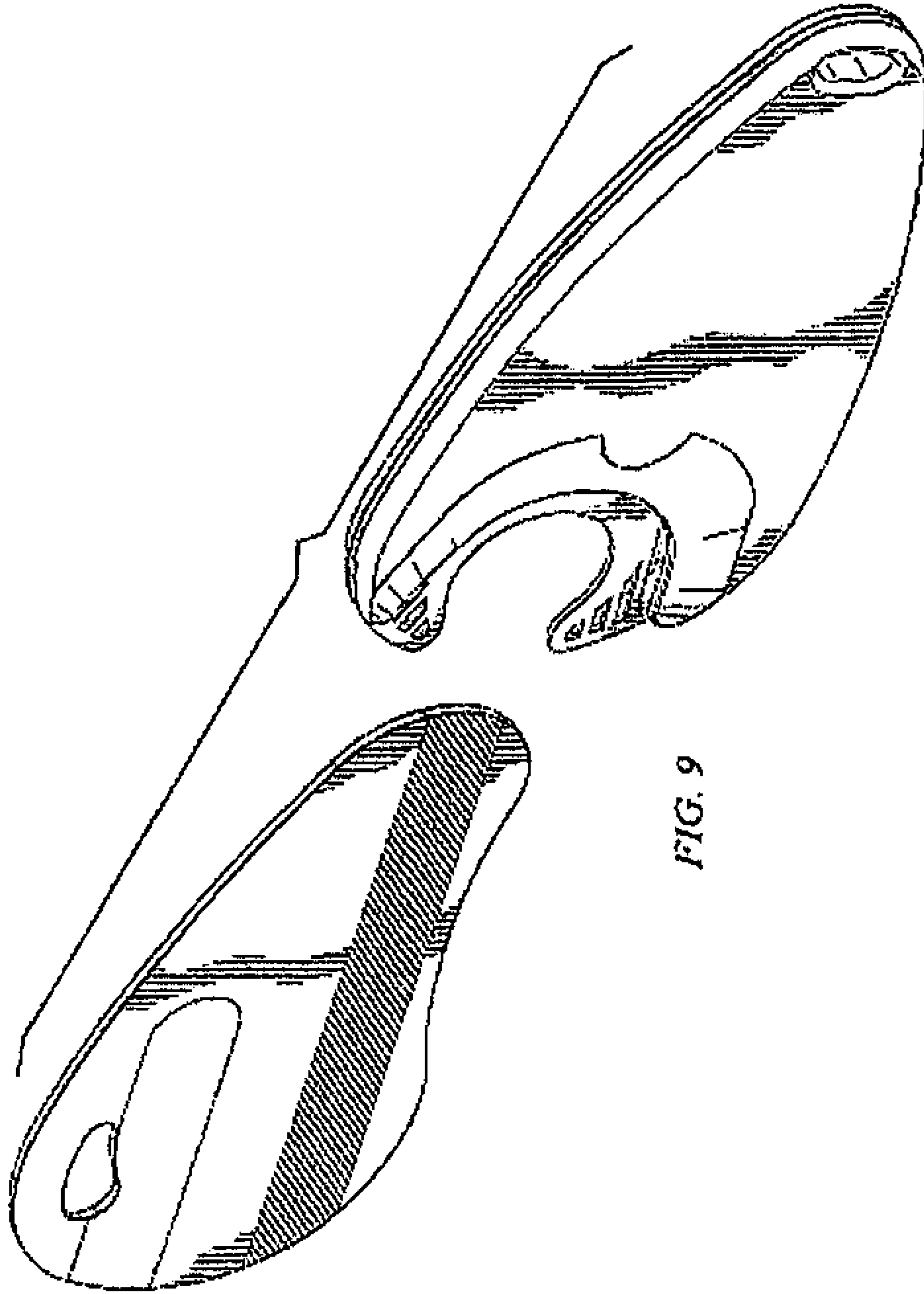


FIG. 9