

US00D545353S

(12) **United States Design Patent**
Treml

(10) **Patent No.:** **US D545,353 S**

(45) **Date of Patent:** **** Jun. 26, 2007**

(54) **STAMP**

(75) **Inventor:** **Klemens Treml**, Ried im Traunkreis
(AT)

(73) **Assignee:** **Trodat GmbH**, Wels (AT)

(**) **Term:** **14 Years**

(21) **Appl. No.:** **29/228,514**

(22) **Filed:** **Apr. 22, 2005**

(30) **Foreign Application Priority Data**

Oct. 22, 2004 (EM) 000242755

(51) **LOC (8) Cl.** **19-02**

(52) **U.S. Cl.** **D18/15**

(58) **Field of Classification Search** D18/15-18,
D18/50; 101/333-334, 327, 405, 406, 328,
101/352.07; 118/264, 268

See application file for complete search history.

(56) **References Cited**

U.S. PATENT DOCUMENTS

5,855,170 A * 1/1999 Shih 101/327
6,058,840 A * 5/2000 Poplawski et al. 101/405
6,189,450 B1 * 2/2001 Shih 101/327

D451,945 S * 12/2001 MacNeil et al. D18/15
D492,957 S * 7/2004 Wei D18/15
D495,732 S * 9/2004 Treml D18/15
6,796,230 B2 * 9/2004 Pichler et al. 101/334
6,945,172 B1 * 9/2005 Shih 101/333
D513,037 S * 12/2005 Faber D18/15
D516,117 S * 2/2006 Shih D18/15
D518,087 S * 3/2006 Shih D18/15
D523,892 S * 6/2006 Faber D18/15
7,066,089 B1 * 6/2006 Shih 101/334

* cited by examiner

Primary Examiner—Charles A. Rademaker

(74) *Attorney, Agent, or Firm*—Kelley Drye & Warren LLP

(57) **CLAIM**

The ornamental design for a stamp, as shown and described.

DESCRIPTION


FIG. 1 shows a side elevation of a stamp showing my new design;

FIG. 2 shows a front perspective view thereof;

FIG. 3 shows a front elevation view thereof; and,

FIG. 4 shows a top plan view thereof.

1 Claim, 4 Drawing Sheets



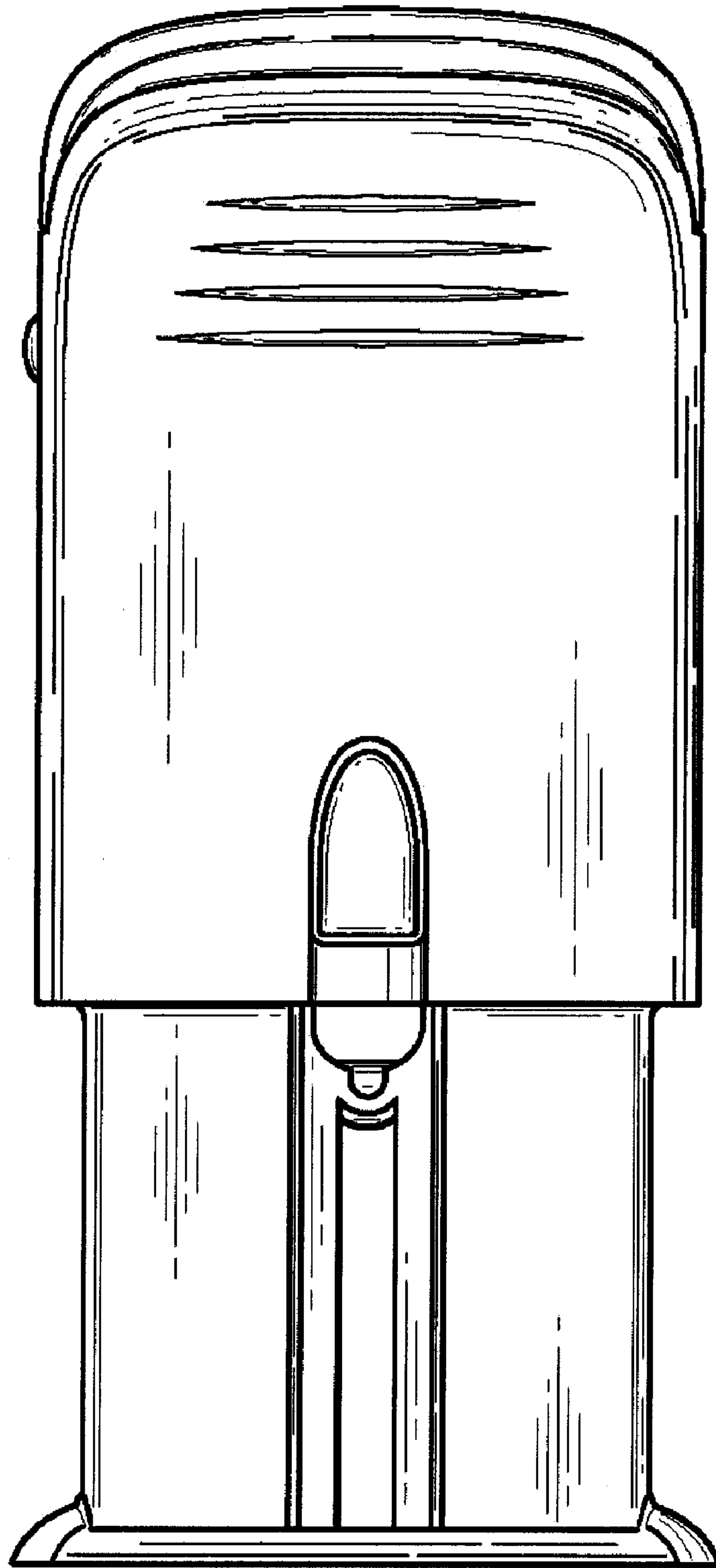


FIG. 1




FIG. 2




FIG. 3

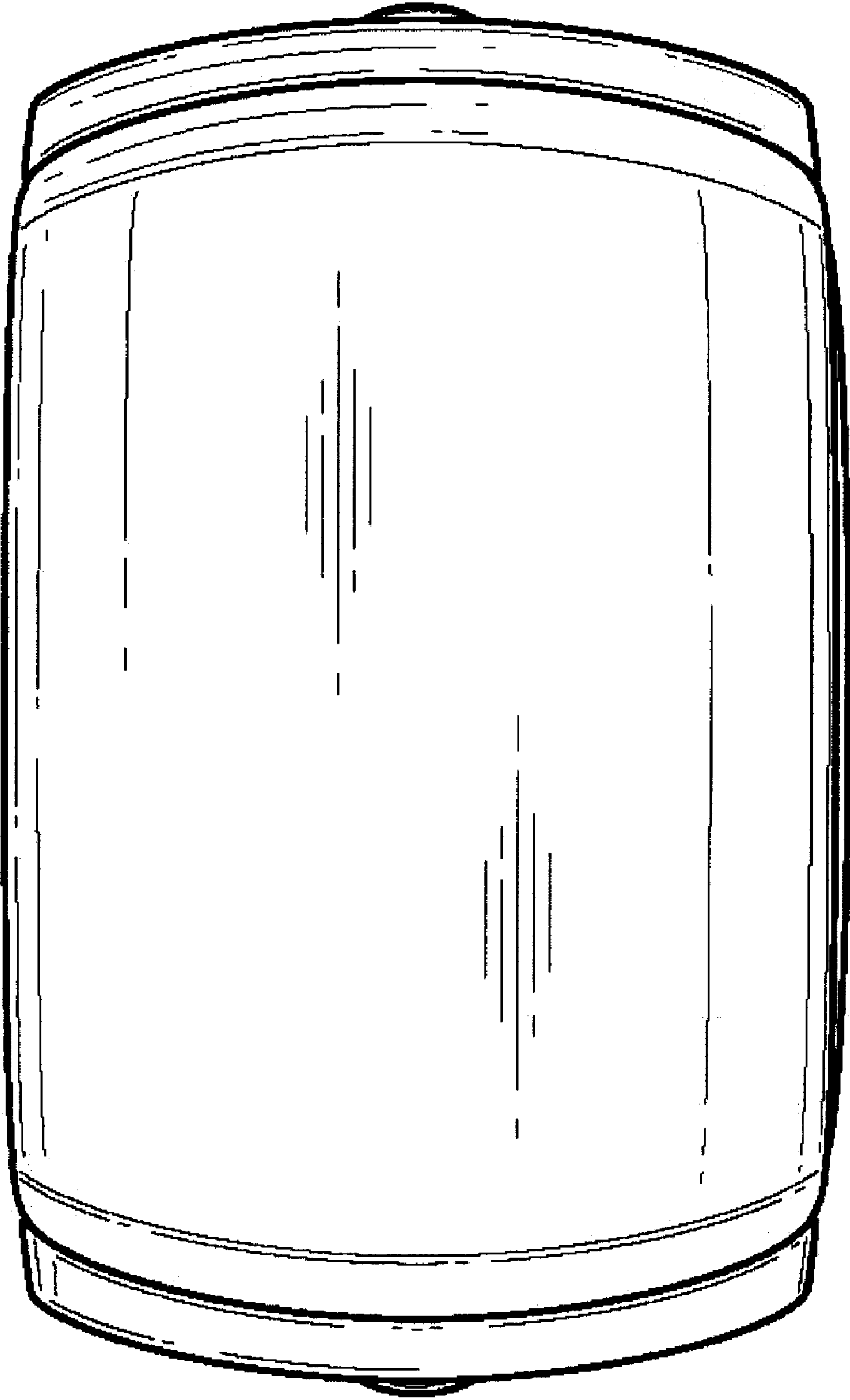


FIG. 4