

US00D545347S

(12) **United States Design Patent**
Fuchs

(10) **Patent No.:** **US D545,347 S**
(45) **Date of Patent:** **** Jun. 26, 2007**

(54) **EYEGLASSES**

U.S. Appl. No. 29/191,424; filed Oct. 7, 2003; In re: Fuchs; entitled *Sunglasses*.

(75) Inventor: **Gerhard Fuchs**, Kauns (AT)

(Continued)

(73) Assignee: **Silhouette International Schmied AG**,
Linz (AT)

Primary Examiner—Philip S. Hyber

Assistant Examiner—RoseLynne (Ulm) Cody

(**) Term: **14 Years**

(74) *Attorney, Agent, or Firm*—Alston & Bird LLP

(21) Appl. No.: **29/215,931**

(57) **CLAIM**

(22) Filed: **Oct. 27, 2004**

The ornamental design for eyeglasses, as shown and described.

(30) **Foreign Application Priority Data**

DESCRIPTION

Jun. 25, 2004 (EM) 196332

FIG. 1 is a perspective view of eyeglasses according to one embodiment of the present invention;

(51) **LOC (8) Cl.** **16-06**

FIG. 2 is a front elevation view of the eyeglasses shown in FIG. 1;

(52) **U.S. Cl.** **D16/318; D16/325; D16/327**

FIG. 3 is a rear elevation view of the eyeglasses shown in FIG. 1;

(58) **Field of Classification Search** D16/300,
D16/318–321, 323, 325–327, 330, 335; D24/110.2;
D29/108–110; 2/426, 428–430, 432, 434,
2/436–437, 441, 447; 351/41, 43–44, 51–52,
351/61–62, 103, 111, 114–119, 122–123,
351/158

FIG. 4 is a top view of the eyeglasses shown in FIG. 1;

See application file for complete search history.

FIG. 5 is a right side elevation view of the eyeglasses shown in FIG. 1, the left side elevation view being a mirror image thereof; and

(56) **References Cited**

FIG. 6 is a bottom view of the eyeglasses shown in FIG. 1;

U.S. PATENT DOCUMENTS

FIG. 7 is a perspective view of eyeglasses according to another embodiment of the present invention;

D150,639 S *	8/1948	McNeill	D16/318
D187,299 S *	2/1960	Behr	D16/309
D204,100 S *	3/1966	Schinder	D16/325
D204,564 S *	4/1966	Carmichael	D16/325
D231,948 S *	6/1974	Loughner	D16/325
D240,079 S *	5/1976	Schindler	D16/318
D242,788 S *	12/1976	Beane	D16/318
D242,854 S *	12/1976	Beane	D16/318

FIG. 8 is a front elevation view of the eyeglasses shown in FIG. 7;

FIG. 9 is a rear elevation view of the eyeglasses shown in FIG. 7;

FIG. 10 is a top view of the eyeglasses shown in FIG. 7;

FIG. 11 is a right side elevation view of the eyeglasses shown in FIG. 7, the left side elevation view being a mirror image thereof; and,

(Continued)


FIG. 12 is a bottom view of the eyeglasses shown in FIG. 7.

OTHER PUBLICATIONS

The broken lines shown herein are for illustrative purposes only and form no part of the claimed design.

Plastic Sunglass from Wenzhou Lanhai Import & Export Co., Ltd.
Downloaded Dec. 20, 2006 at http://yt-glasses.en.alibaba.com/offerdetail/51529788/Sell_Plastic_Sunglass.html.*

1 Claim, 10 Drawing Sheets



US D545,347 S

Page 2

U.S. PATENT DOCUMENTS

D244,447 S * 5/1977 Johnsen D16/318
D246,719 S * 12/1977 Zimmermann D16/318
D252,813 S * 9/1979 Johnsen D16/318
D252,882 S * 9/1979 Johnsen D16/318
D253,954 S * 1/1980 Johnsen D16/318
D257,435 S * 10/1980 Beane D16/318
D257,855 S * 1/1981 Beane D16/318
D268,417 S * 3/1983 Boldt et al. D16/318
D366,273 S * 1/1996 Rucker D16/306
D388,114 S * 12/1997 Ferro D16/309

D416,277 S * 11/1999 Grimaldi D16/318

OTHER PUBLICATIONS

U.S. Appl. No. 29/191,412; filed Oct. 7, 2003; In re: Fuchs; entitled *Sunglasses with Pad*.

U.S. Appl. No. 29/207,684; filed Jun. 16, 2004; In re: Fuchs; entitled *Sunglass*.

U.S. Appl. No. (unassigned); filed Oct. 19, 2004; In re: Fuchs; entitled *Sunglasses*.

* cited by examiner

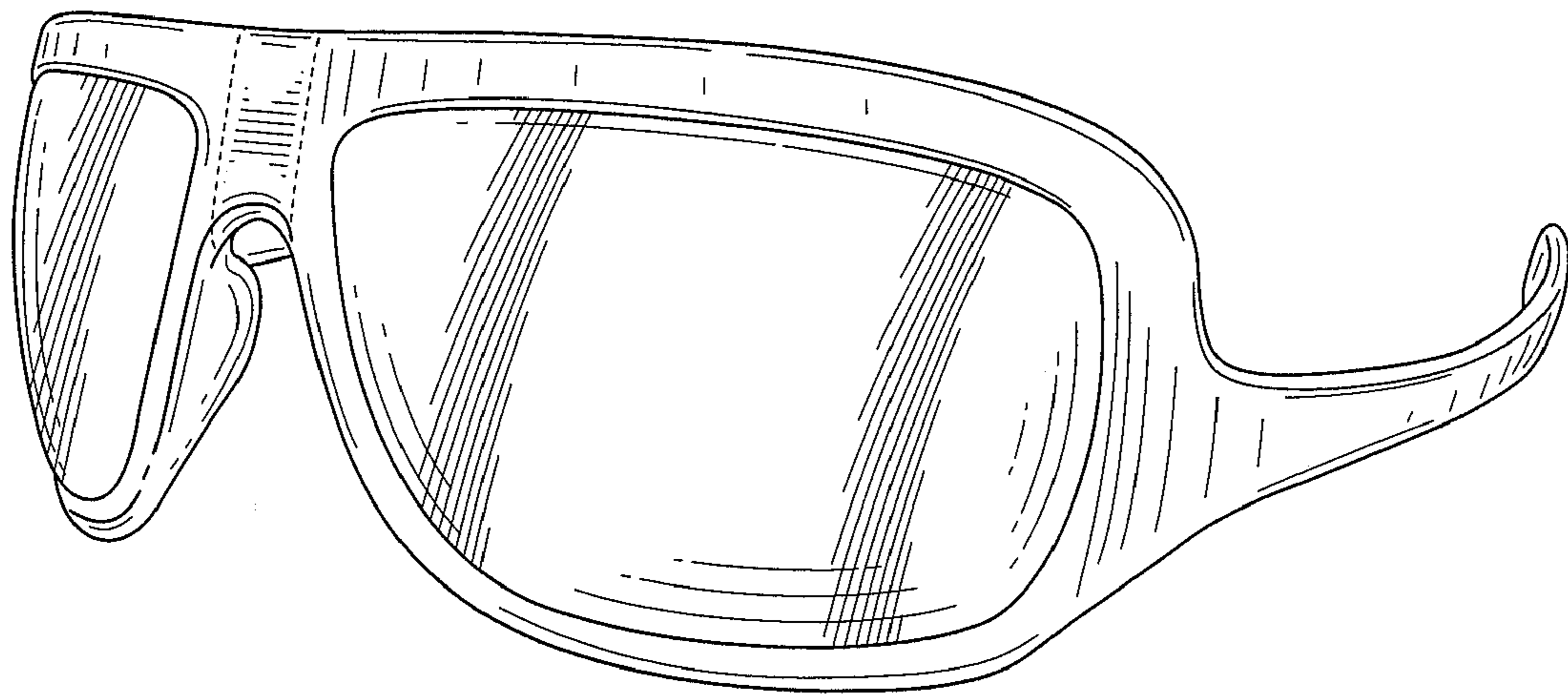


FIG. 1

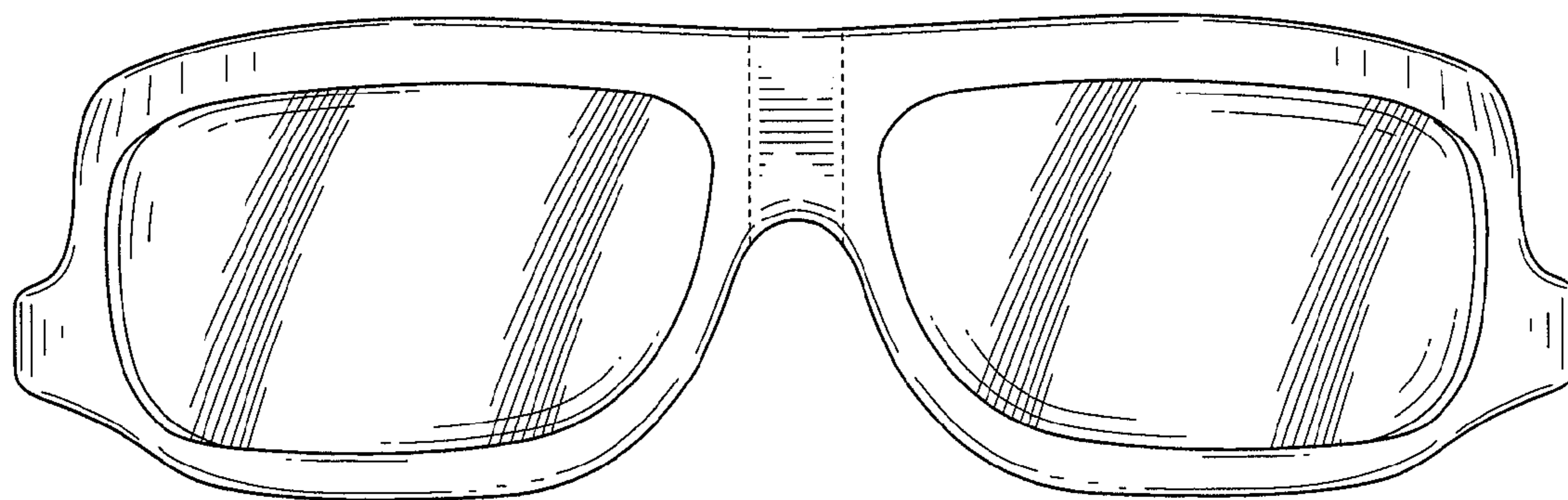


FIG. 2

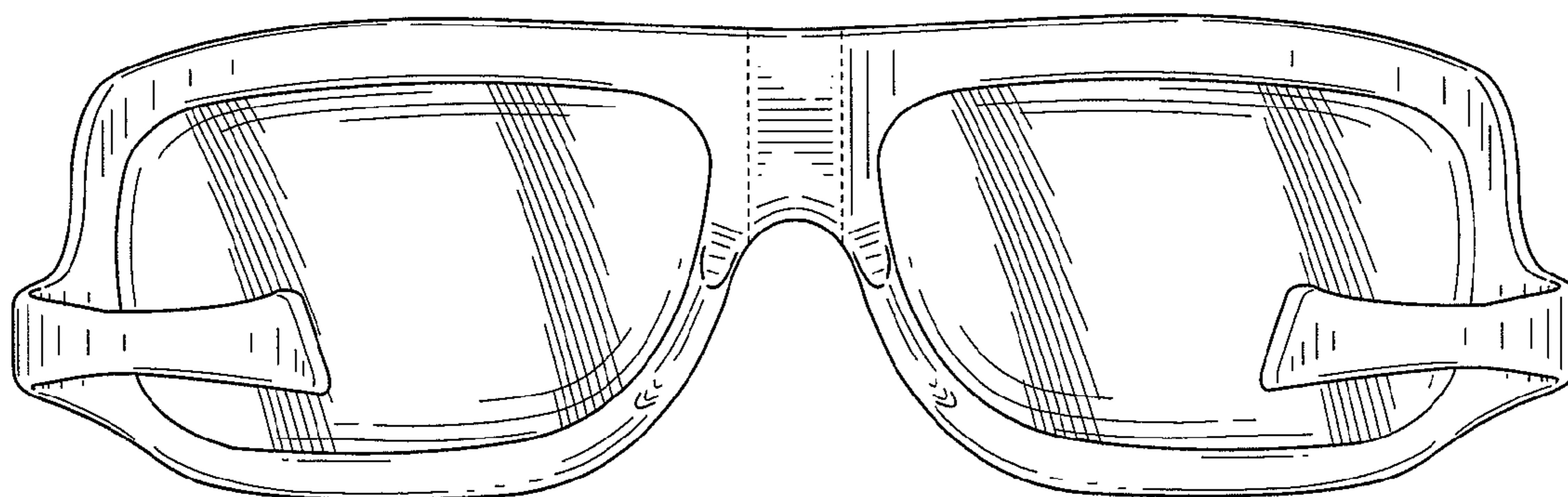


FIG. 3

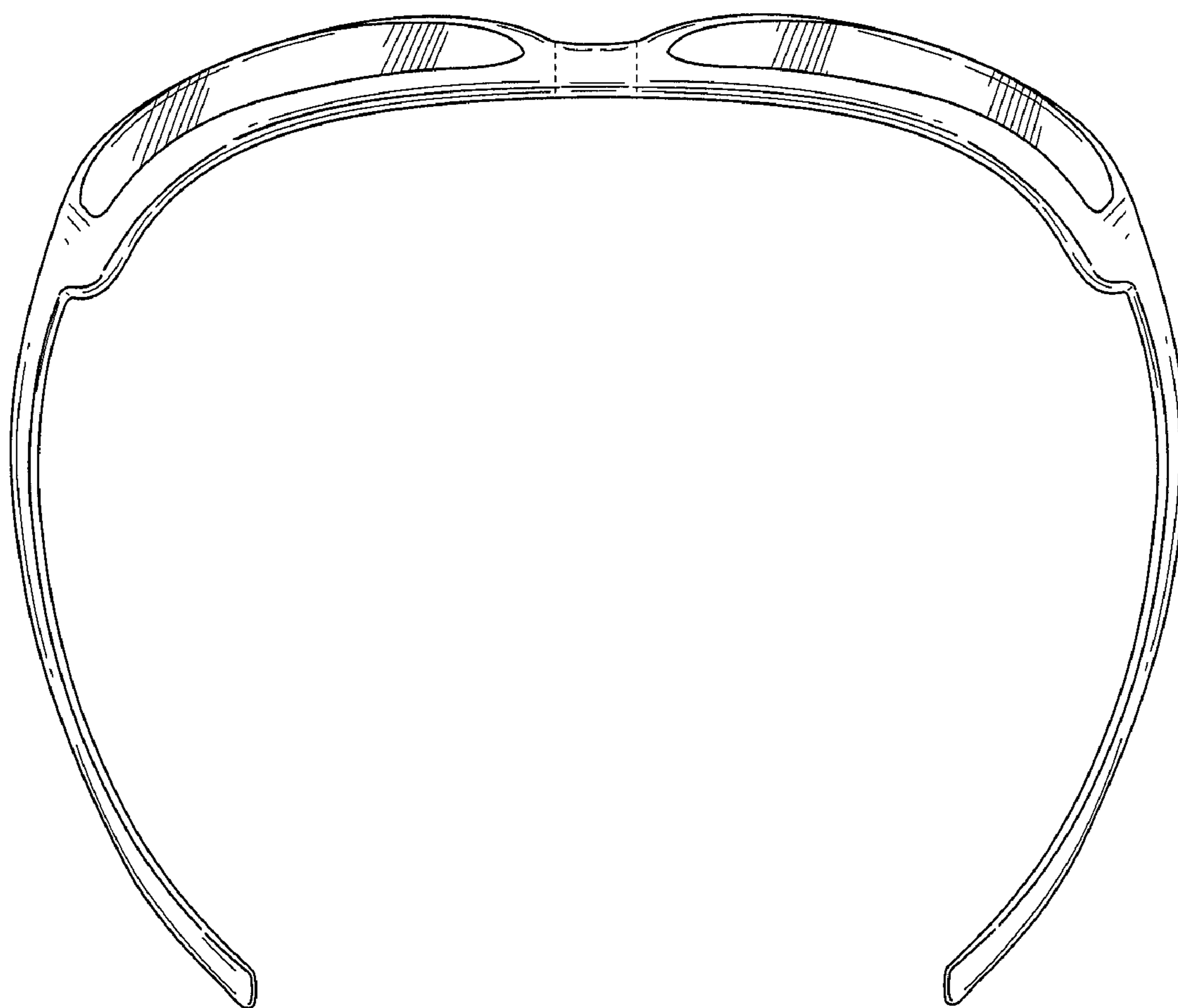


FIG. 4

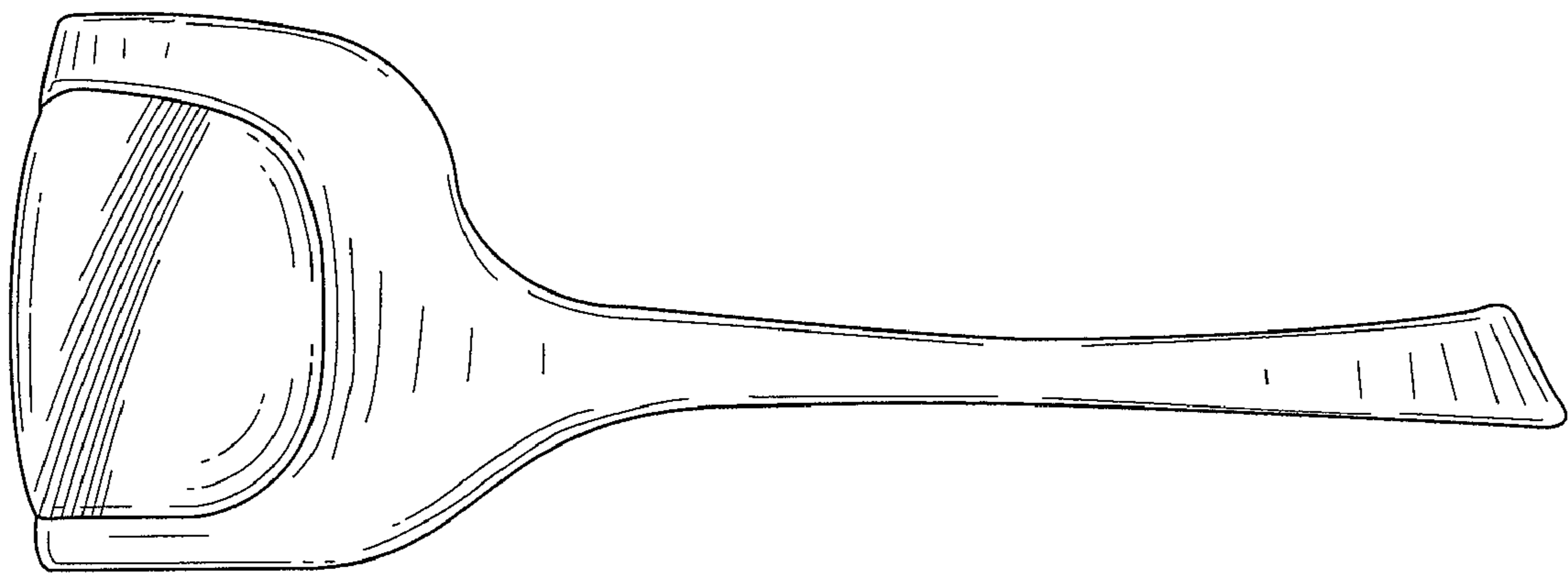


FIG. 5

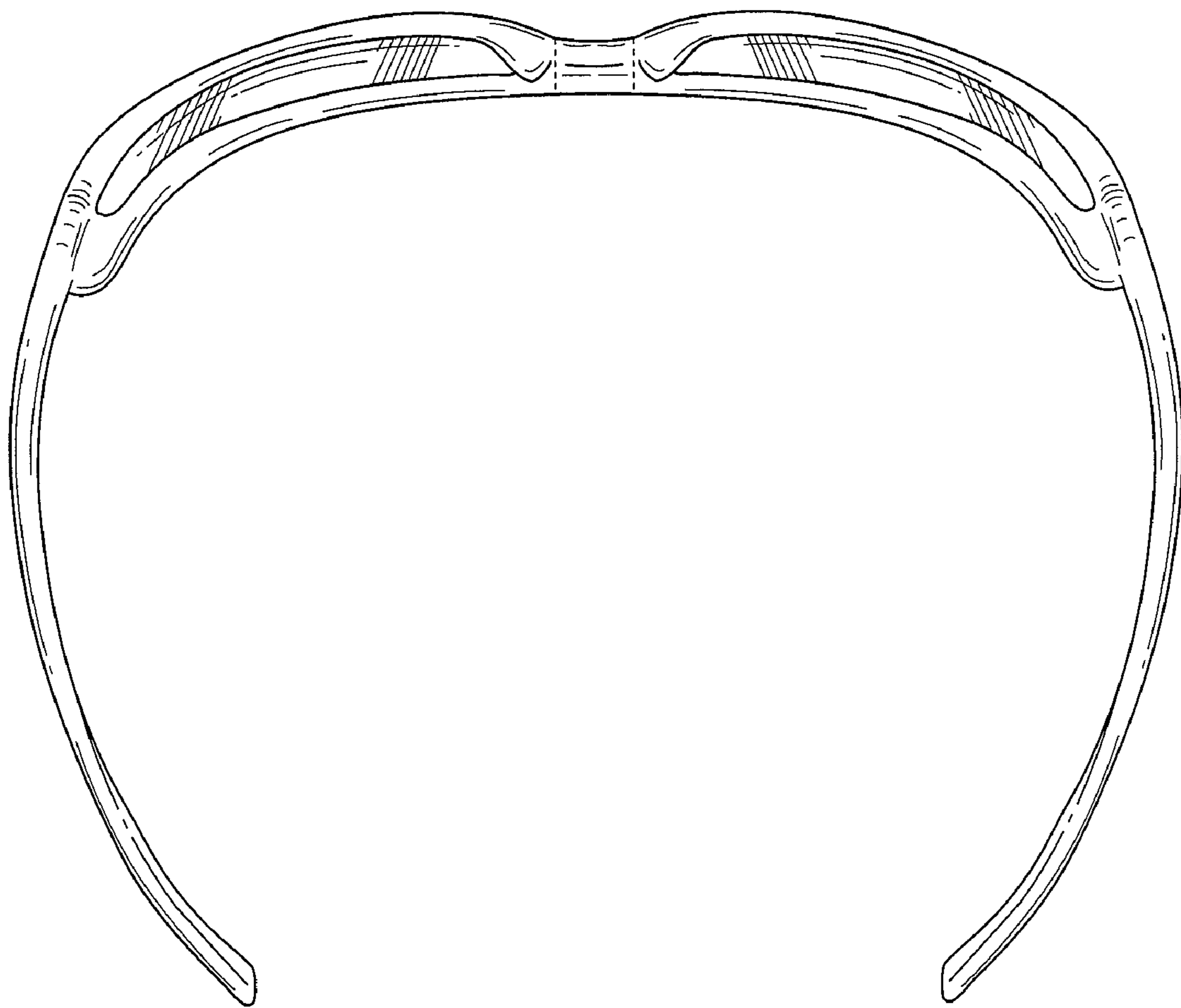


FIG. 6

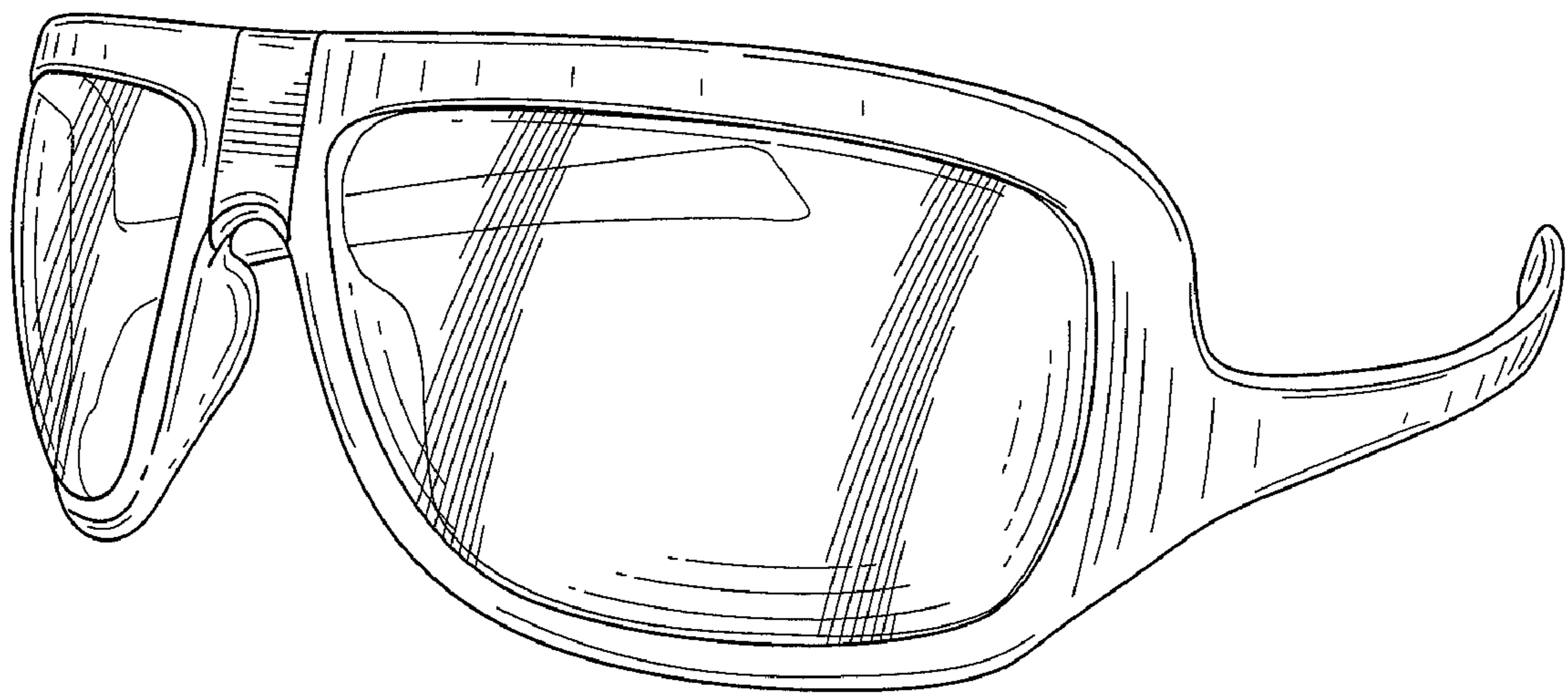


FIG. 7

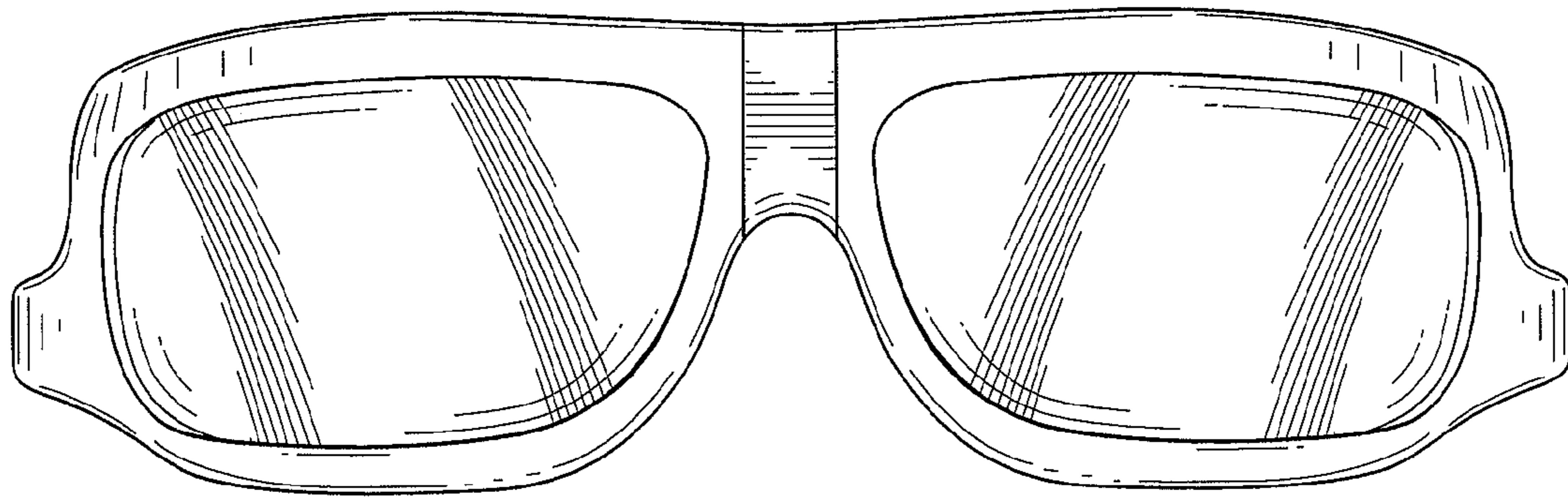


FIG. 8

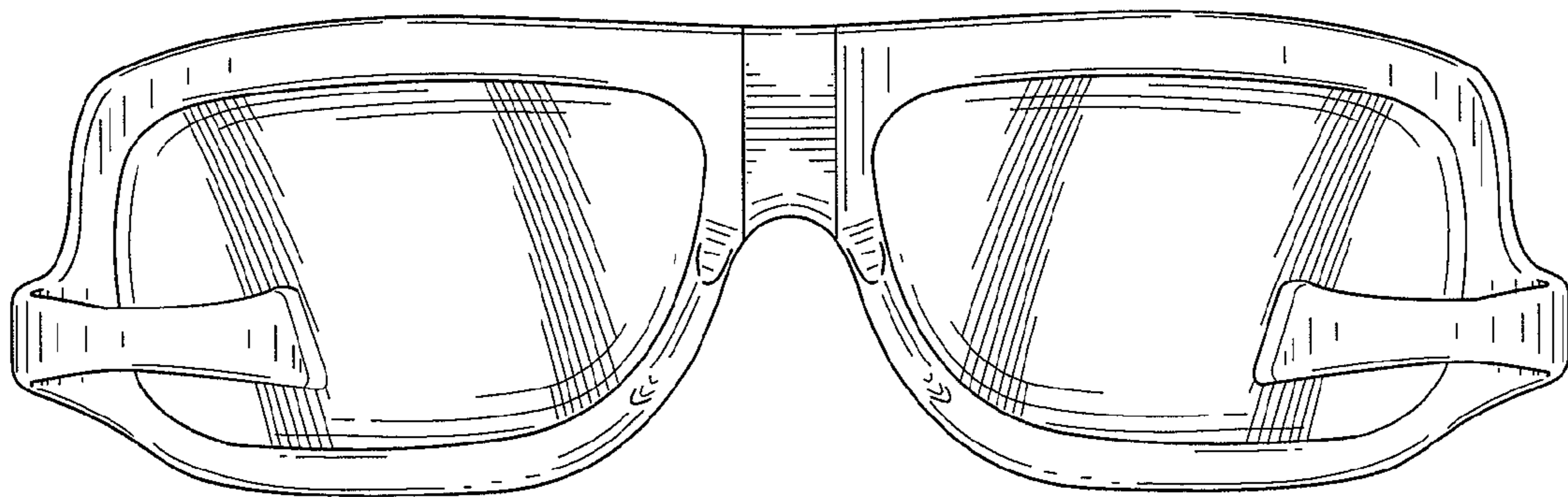


FIG. 9

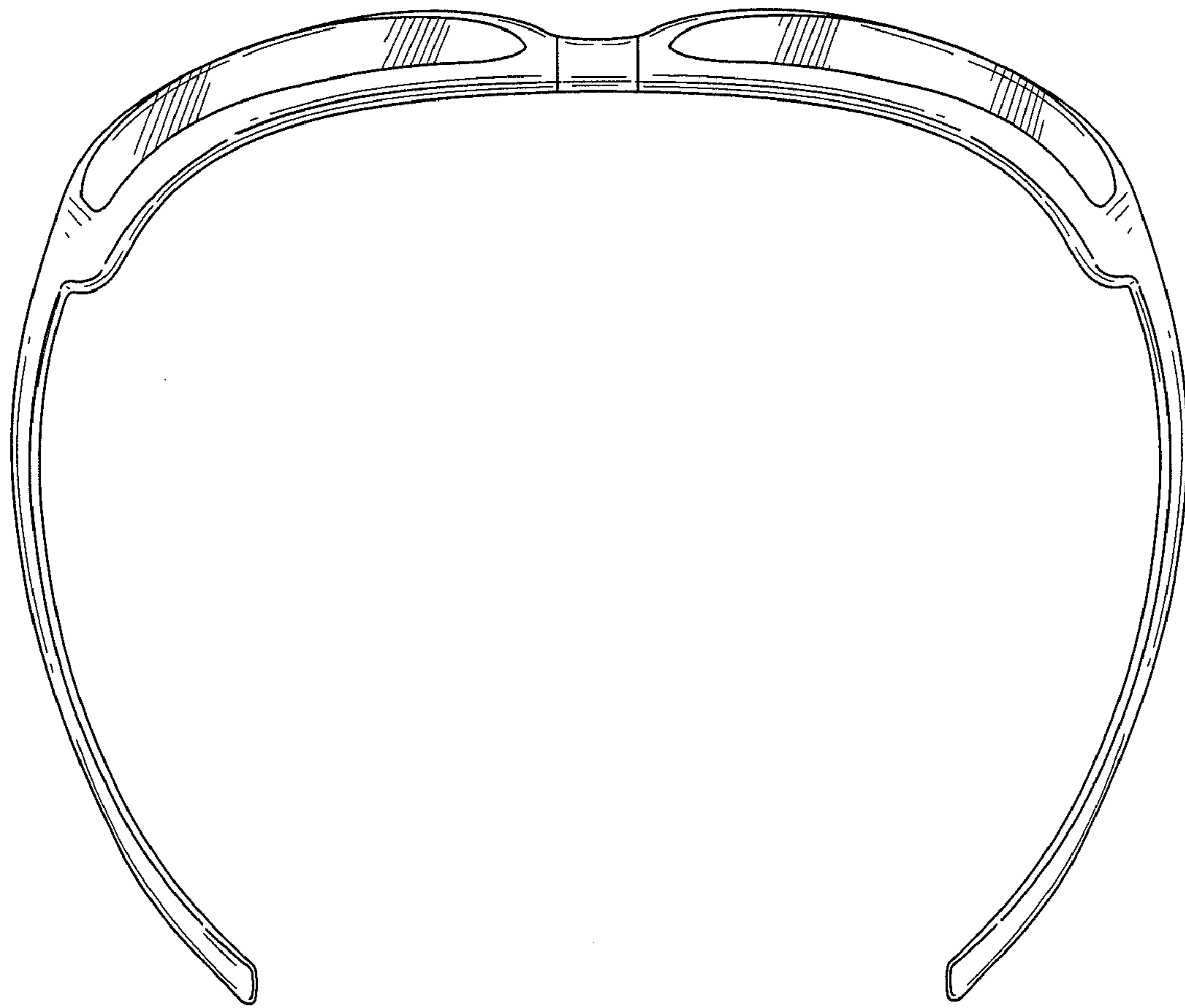


FIG. 10

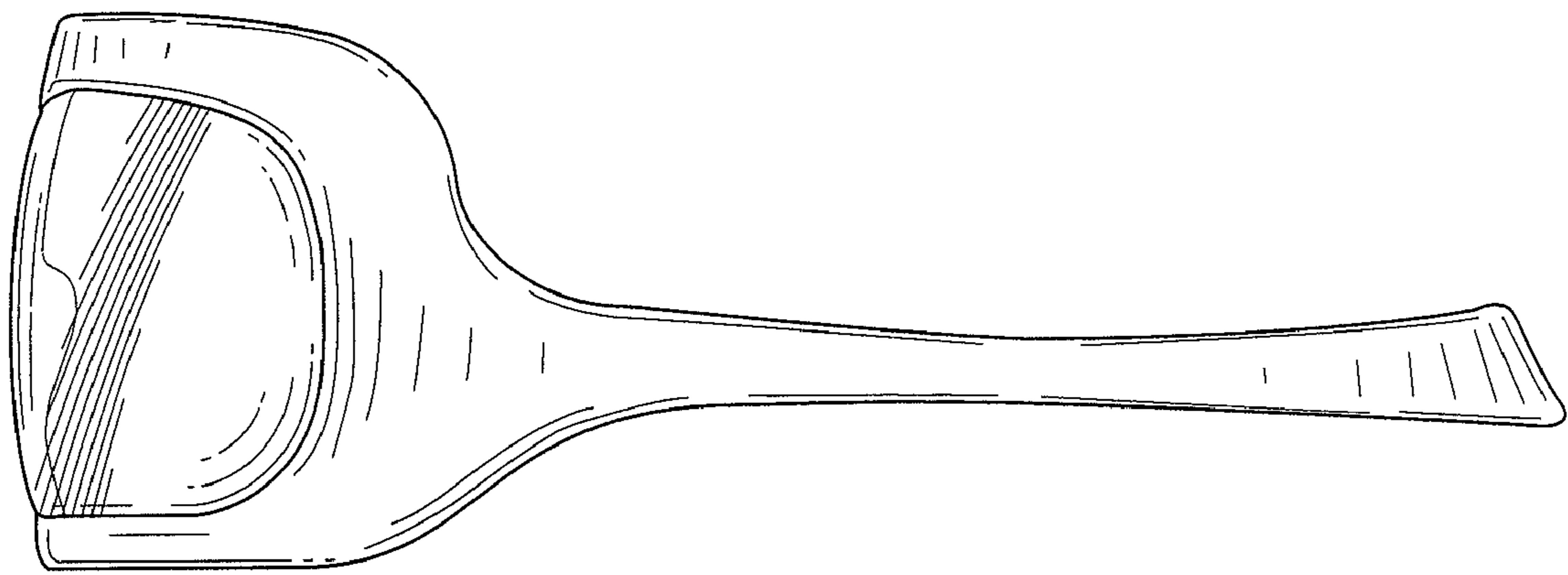


FIG. 11

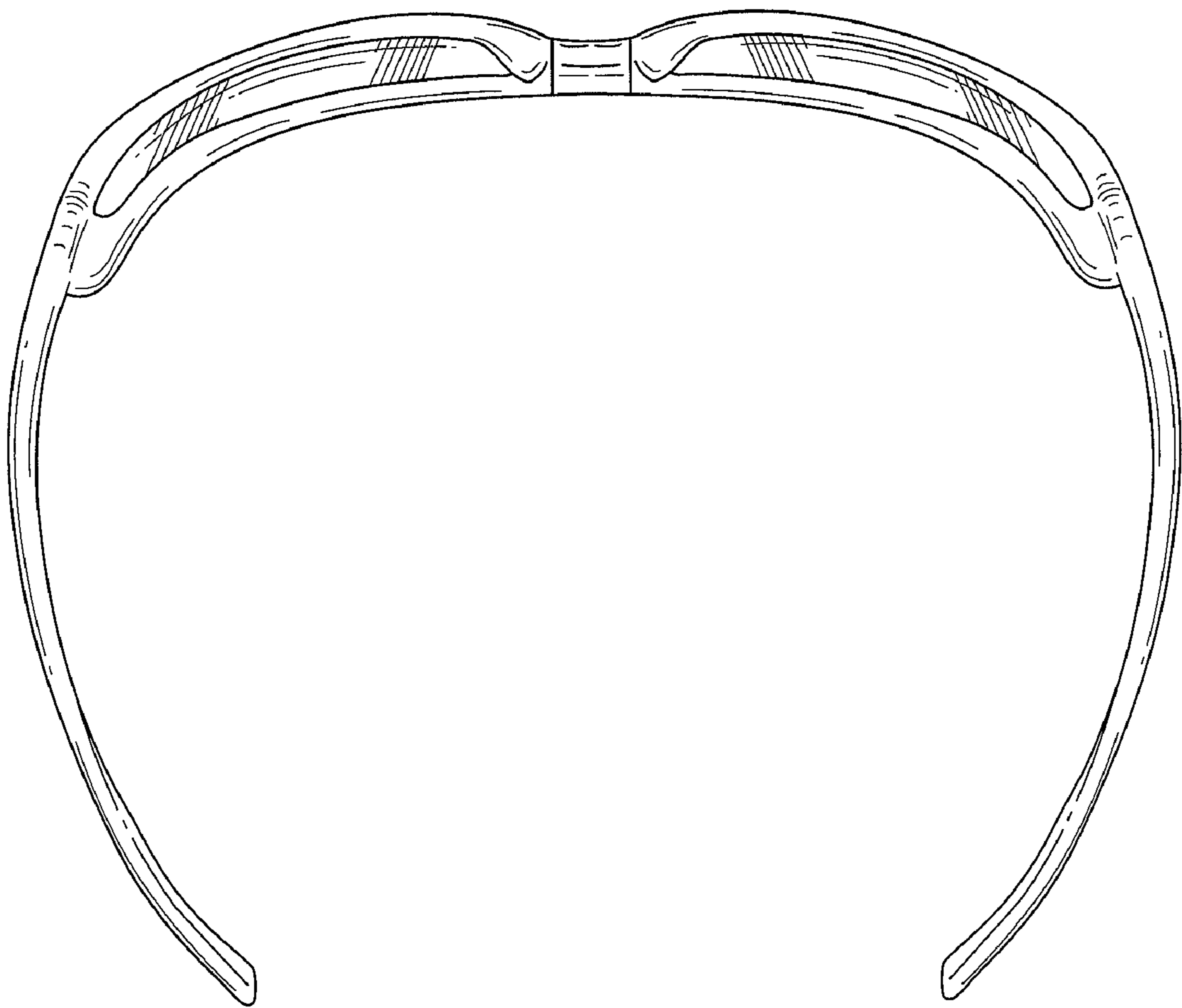


FIG. 12