

US00D545346S

(12) **United States Design Patent**
Hsu

(10) **Patent No.:** **US D545,346 S**
(45) **Date of Patent:** **** Jun. 26, 2007**

(54) **CLIP FOR SUNGLASSES**

(76) **Inventor:** **Wen Yi Hsu**, 5198 Paddock Pl., Alta Loma, CA (US) 91737

(**) **Term:** **14 Years**

(21) **Appl. No.:** **29/270,677**

(22) **Filed:** **Jan. 3, 2007**

(51) **LOC (8) Cl.** **16-06**

(52) **U.S. Cl.** **D16/311**

(58) **Field of Classification Search** D16/311, D16/330, 338, 339, 342; D19/51; 24/3.11, 24/3.3, 16 PB, 30.5 P, 30.5 R; 40/316, 658; 224/269; 296/97.6; 351/47; 248/316.3; 383/62, 71; D8/395, 394; D9/443; 426/113
See application file for complete search history.

(56) **References Cited**

U.S. PATENT DOCUMENTS

3,481,461	A *	12/1969	Paxton	206/225
3,633,247	A *	1/1972	Clayton	24/30.5 R
3,874,034	A *	4/1975	Clayton	24/30.5 P
4,077,562	A *	3/1978	Ballin	383/71
D285,907	S *	9/1986	Johnson	D9/443
6,192,554	B1 *	2/2001	Dumcum	24/16 PB
6,279,203	B1 *	8/2001	Hundley et al.	24/16 PB
6,290,998	B1 *	9/2001	Layton et al.	426/113
6,594,865	B2 *	7/2003	O'Mahony	24/3.11

6,845,577	B1 *	1/2005	Downes	40/316
6,935,001	B2 *	8/2005	Barriuso et al.	24/17 AP
6,961,979	B2 *	11/2005	Wendle	24/16 PB
6,962,014	B2 *	11/2005	McCabe et al.	40/316
6,978,518	B2 *	12/2005	Kim	24/17 A
7,007,421	B2 *	3/2006	Kirschhoffer et al.	40/658
7,008,429	B2 *	3/2006	Golobek	606/74
7,052,055	B1 *	5/2006	Castro et al.	292/307 A
D538,854	S *	3/2007	Nakazawa	D19/51
2005/0098591	A1 *	5/2005	Kushner	224/269
2006/0113818	A1 *	6/2006	Ferguson	296/97.6
2007/0058129	A1 *	3/2007	Raymond	351/47

* cited by examiner

Primary Examiner—T. Chase Nelson
Assistant Examiner—Barbara Blanton Lohr
(74) *Attorney, Agent, or Firm*—Eric Hanscom

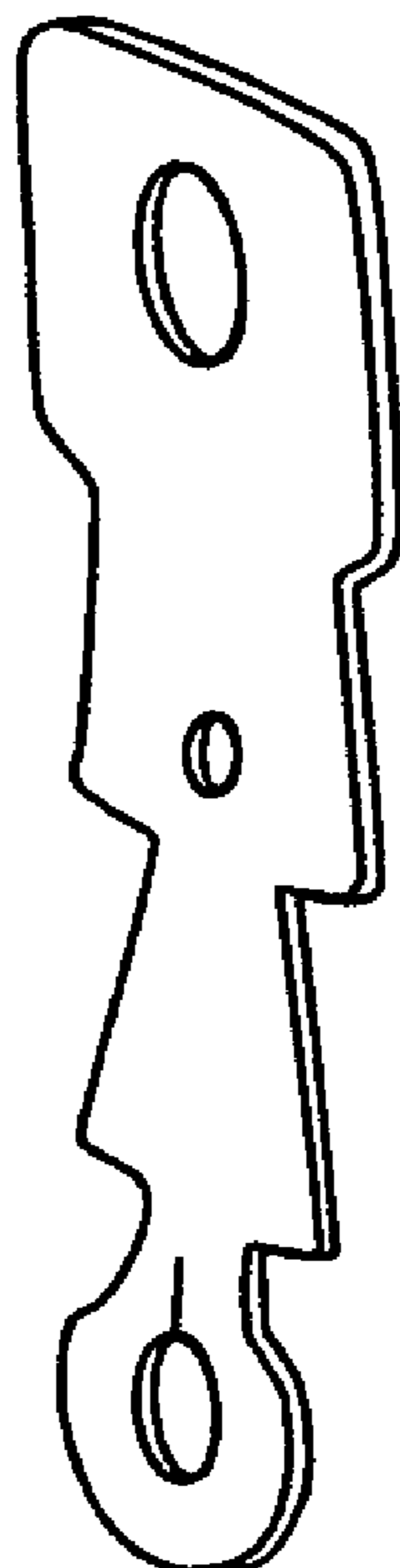
(57) **CLAIM**

The ornamental design for the clip for sunglasses, as shown.

DESCRIPTION

FIG. 1 is a perspective view of the clip for sunglasses, showing my new design;
FIG. 2 is a front view thereof;
FIG. 3 is a side view thereof; and,
FIG. 4 is a top view thereof.

1 Claim, 4 Drawing Sheets



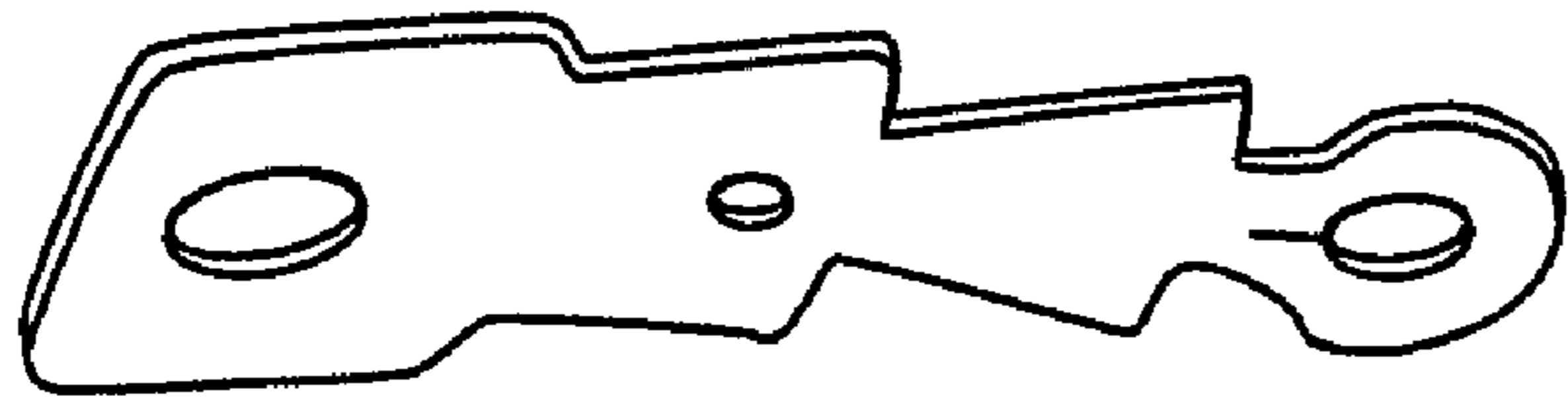


FIG.1

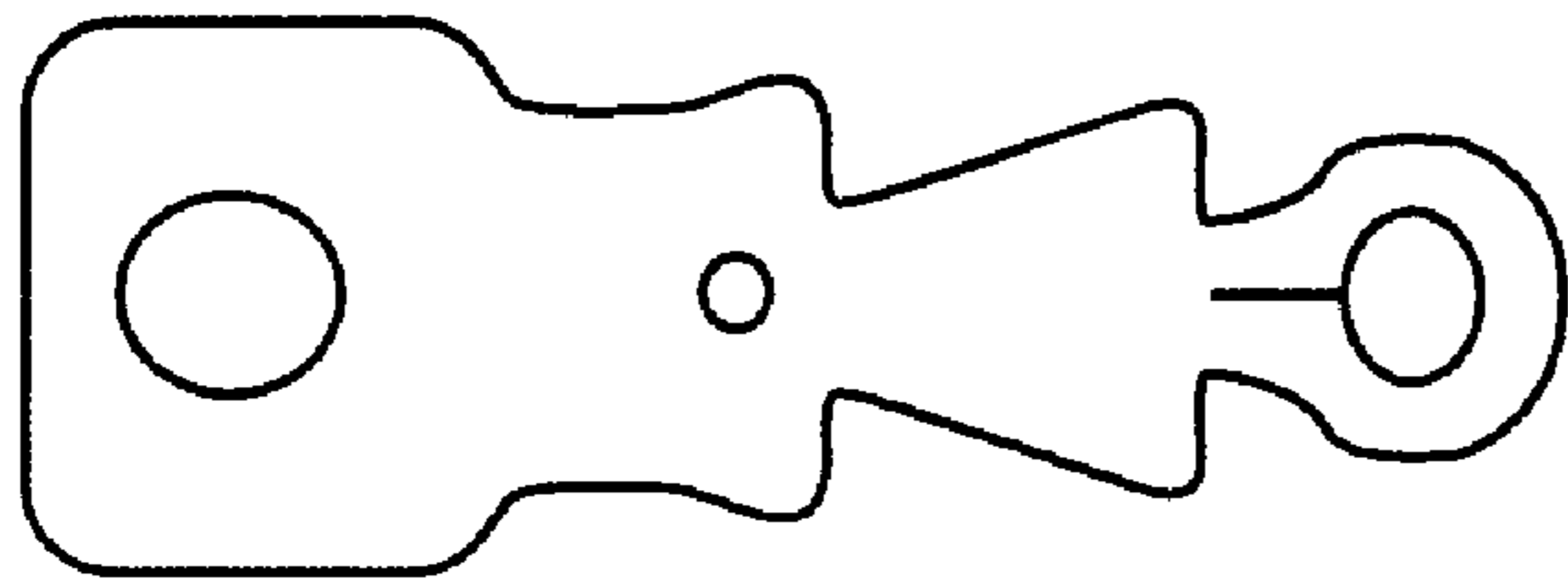


FIG.2



FIG.3



FIG.4