



US00D545318S

(12) **United States Design Patent**
Klenske et al.

(10) **Patent No.: US D545,318 S**

(45) **Date of Patent: ** Jun. 26, 2007**

(54) **UNIVERSAL SERIAL BUS (USB) MEMORY DRIVE CAP**

(75) Inventors: **David Charles Klenske**, Los Gatos, CA (US); **Koen Berend Koevoets**, Utrecht (NL)

(73) Assignee: **Lexar Media, Inc.**, Fremont, CA (US)

(**) Term: **14 Years**

(21) Appl. No.: **29/194,613**

(22) Filed: **Feb. 17, 2004**

(51) **LOC (8) Cl.** **14-02**

(52) **U.S. Cl.** **D14/432**

(58) **Field of Classification Search** D14/356,
D14/433-4, 435; 710/62, 74; 361/684, 685;
D19/41, 43, 44

See application file for complete search history.

(56) **References Cited**

U.S. PATENT DOCUMENTS

D462,689 S * 9/2002 Moran D14/433
6,639,791 B2 * 10/2003 Su 361/685
D491,939 S * 6/2004 Lin et al. D14/356
D492,307 S * 6/2004 Aqqad et al. D14/356

D494,969 S * 8/2004 Lin D14/356
D497,616 S * 10/2004 Ma et al. D14/431
2003/0137859 A1 * 7/2003 Sugawara 365/51
2003/0223286 A1 * 12/2003 Lee 365/200
2005/0182872 A1 * 8/2005 Shih 710/62

* cited by examiner

Primary Examiner—M. H. Tung

(74) *Attorney, Agent, or Firm*—Law Offices of Imam

(57) **CLAIM**

The ornamental design for a universal serial bus (USB) memory drive cap, as shown and described.

DESCRIPTION

FIG. 1 is a top plan view of a universal serial bus (USB) memory drive cap in accordance with an embodiment of the present invention;

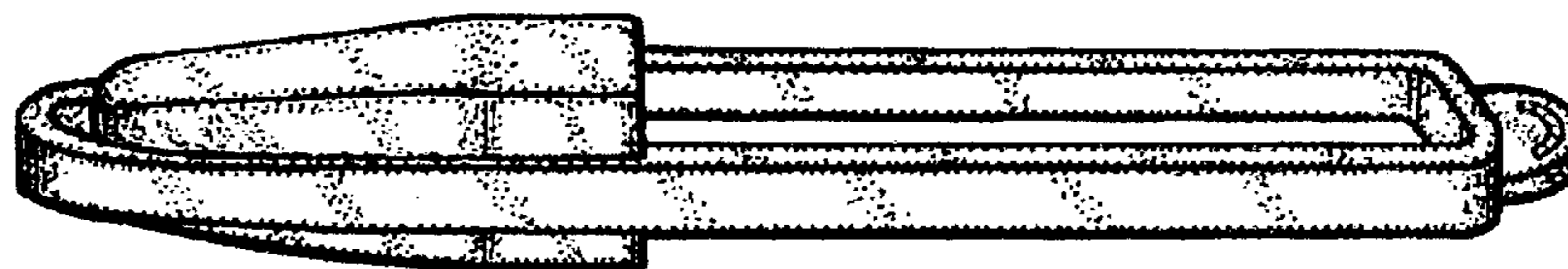
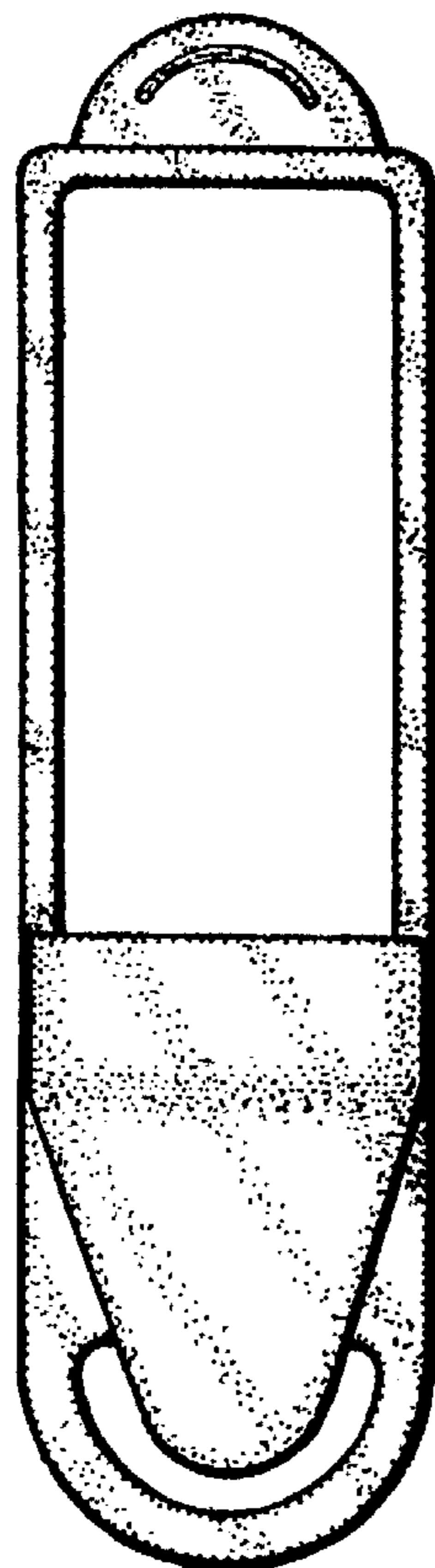
FIG. 2 is a bottom plan view of the universal serial bus (USB) memory drive cap of FIG. 1;

FIG. 3 is top perspective view of the universal serial bus (USB) memory drive cap of FIG. 1, on an enlarged scale;

FIG. 4 is a bottom perspective view of the universal serial bus (USB) memory drive cap of FIG. 1; and,

FIG. 5 is a side perspective view of the universal serial bus (USB) memory drive cap of FIG. 1.

1 Claim, 1 Drawing Sheet






Fig.1




Fig.2




Fig.3

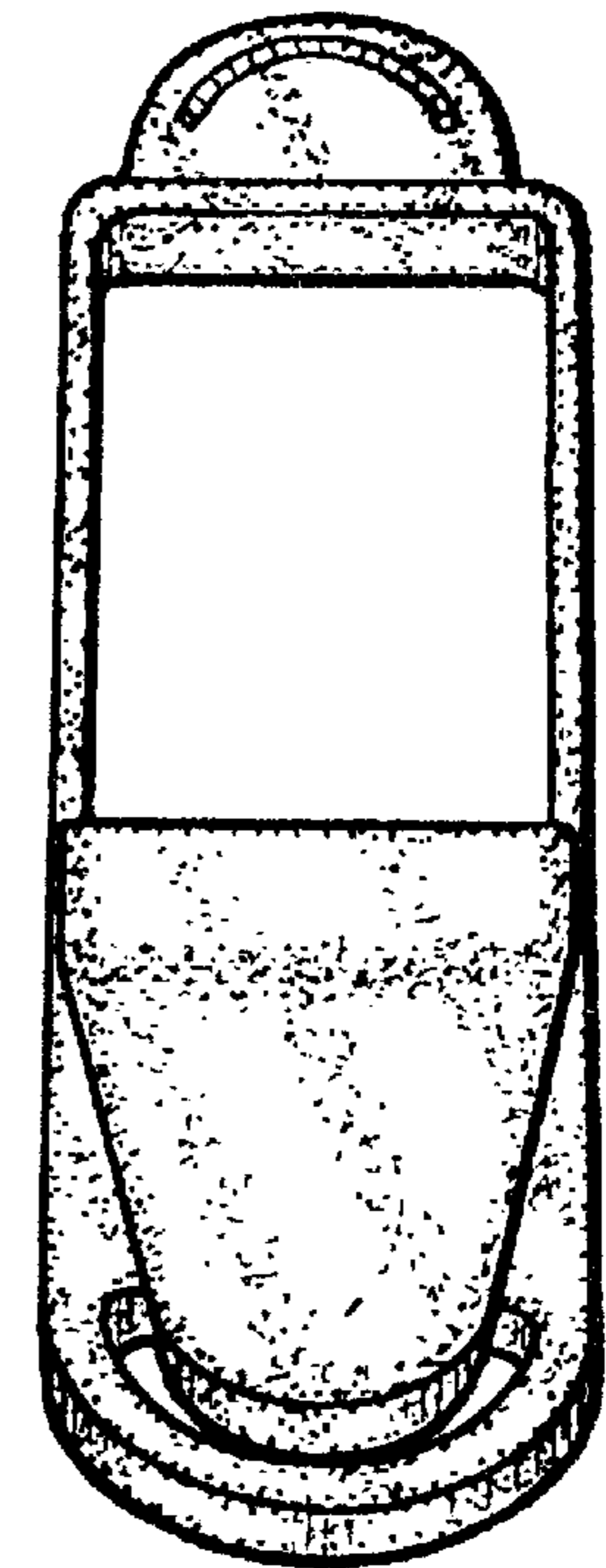


Fig.4




Fig.5