

US00D545308S

(12) **United States Design Patent**
Lauffer et al.

(10) **Patent No.:** **US D545,308 S**
(45) **Date of Patent:** **** Jun. 26, 2007**

(54) **INFORMATION HANDLING SYSTEM HOUSING**

(75) Inventors: **Scott Lauffer**, Austin, TX (US); **Philip Leung**, North Cambridge, MA (US); **Kenneth Musgrave**, Austin, TX (US)

(73) Assignee: **Dell Products, L.P.**, Round Rock, TX (US)

(**) Term: **14 Years**

(21) Appl. No.: **29/244,605**

(22) Filed: **Dec. 12, 2005**

(51) **LOC (8) Cl.** **14-02**

(52) **U.S. Cl.** **D14/349**

(58) **Field of Classification Search** D14/308,
D14/313, 349-361, 388; D13/162, 184,
D13/199; 312/223.1-223.3; 360/99.01-99.12;
361/680-686, 690-696; 369/34.01, 36.01;
358/496

See application file for complete search history.

(56) **References Cited**

U.S. PATENT DOCUMENTS

5,248,193	A *	9/1993	Schlemmer	312/223.2
D345,964	S *	4/1994	Hultgren et al.	D14/313
D379,623	S *	6/1997	Wu	D14/352
D380,743	S *	7/1997	Avalos et al.	D14/350
5,790,278	A *	8/1998	Ehrne et al.	358/496
D427,162	S *	6/2000	Nagase	D14/388
6,278,606	B1 *	8/2001	Schmitt et al.	361/683

6,297,952	B1 *	10/2001	Liu et al.	361/685
6,549,398	B2 *	4/2003	Chen	361/683
D478,077	S *	8/2003	Poole et al.	D14/349
D478,586	S	8/2003	Lee et al.	D14/349
D494,169	S	8/2004	Lin	D14/349
D497,162	S	10/2004	Neal et al.	D14/349
D504,895	S	5/2005	Frank et al.	D14/441
2003/0122457	A1 *	7/2003	Diaz et al.	312/223.2
2005/0012436	A1 *	1/2005	Lai	312/223.2

* cited by examiner

Primary Examiner—Freda S. Nunn

(74) *Attorney, Agent, or Firm*—Hamilton & Terrile, LLP; Stephen A. Terrile

(57) **CLAIM**

The ornamental design for an information handling system housing, as shown and described.

DESCRIPTION

FIG. 1 is a perspective view of the information handling system housing comprising the present invention;

FIG. 2 is a front perspective view thereof;

FIG. 3 is a right side elevation view thereof;

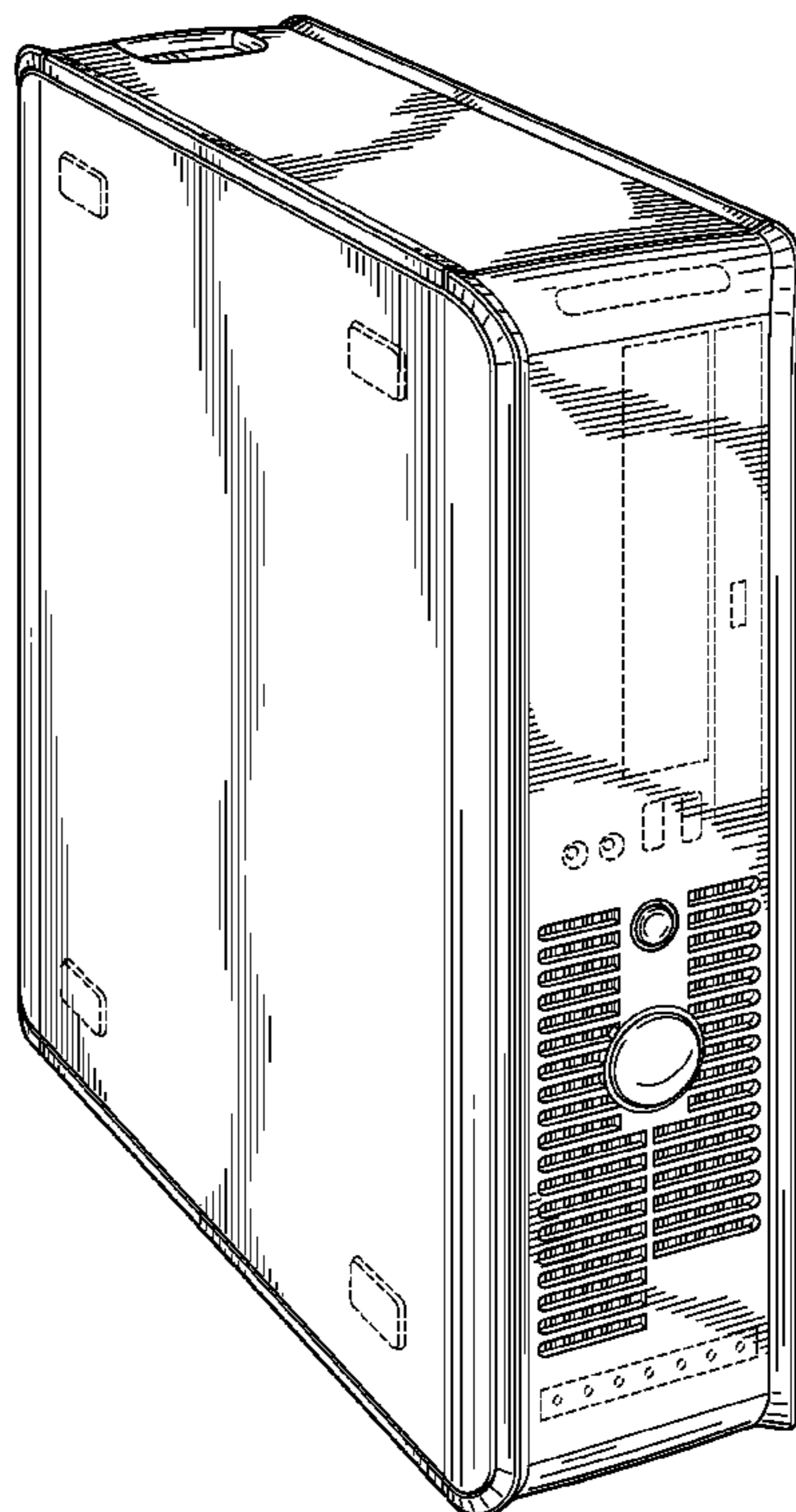
FIG. 4 is a left side elevation view thereof;

FIG. 5 is a rear view thereof; and,

FIG. 6 is a top plan view thereof.

The broken lines are shown in the figures for illustrative purposes only and form no part of the claimed design.

1 Claim, 5 Drawing Sheets






FIG. 1

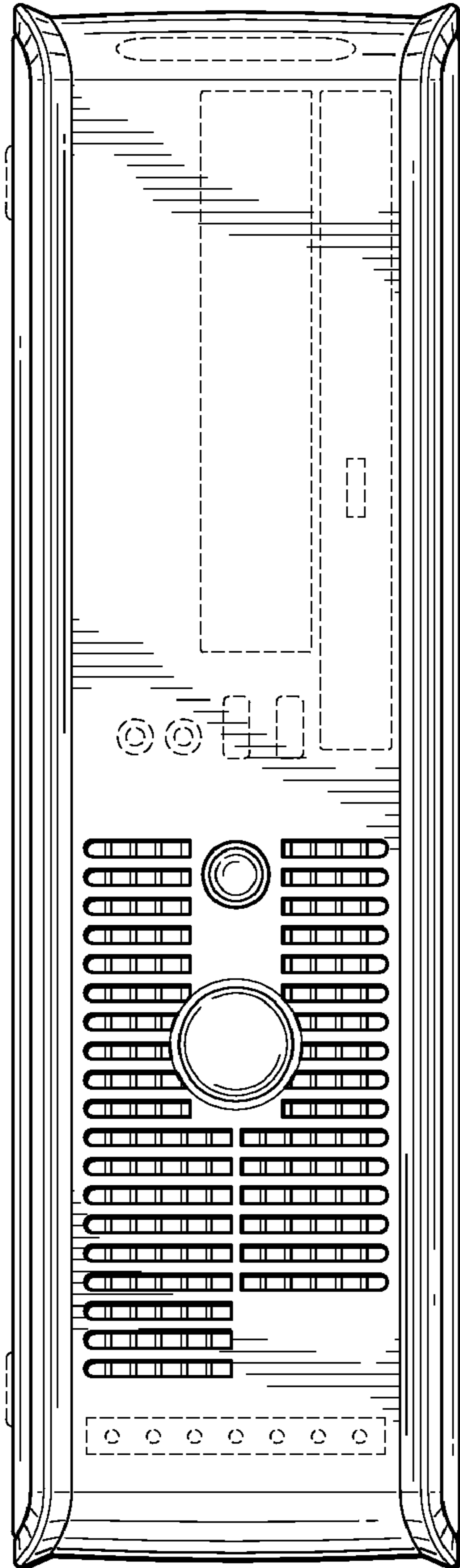


FIG. 2

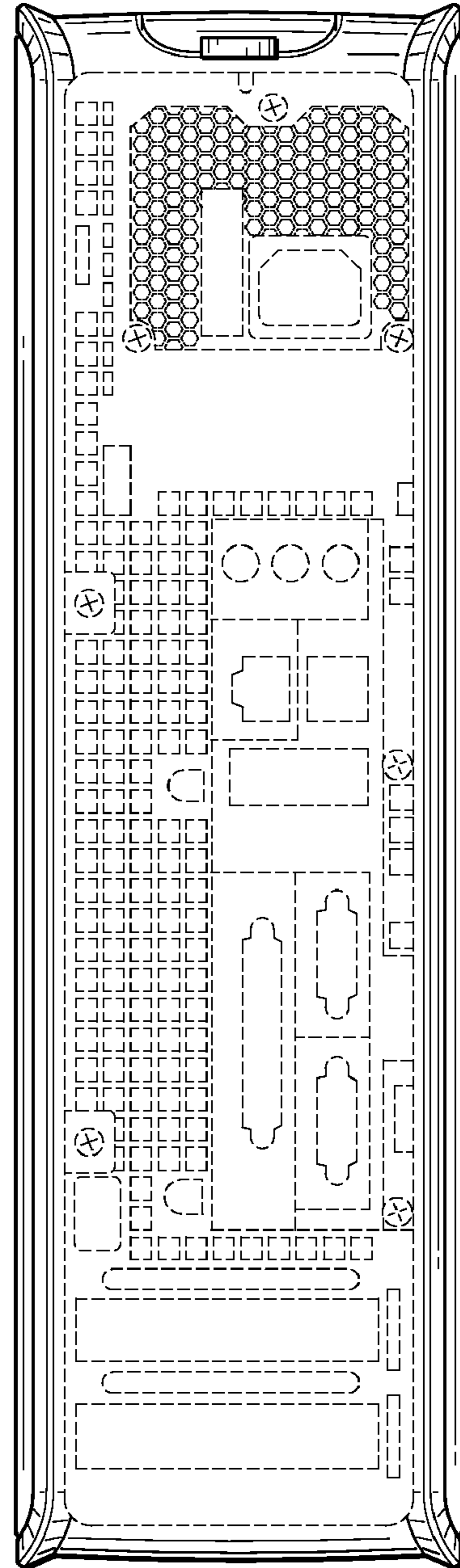


FIG. 5

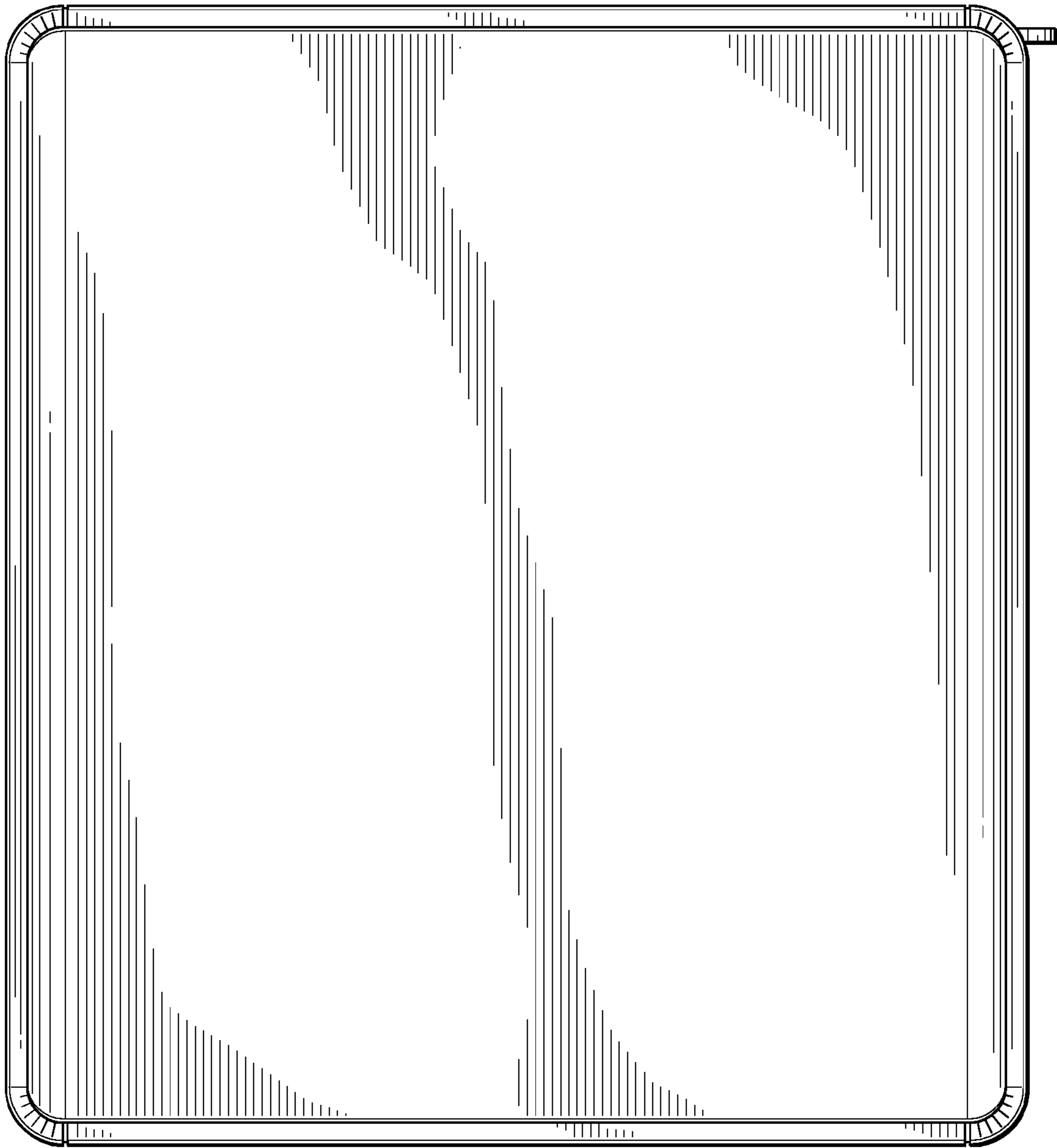


FIG. 3

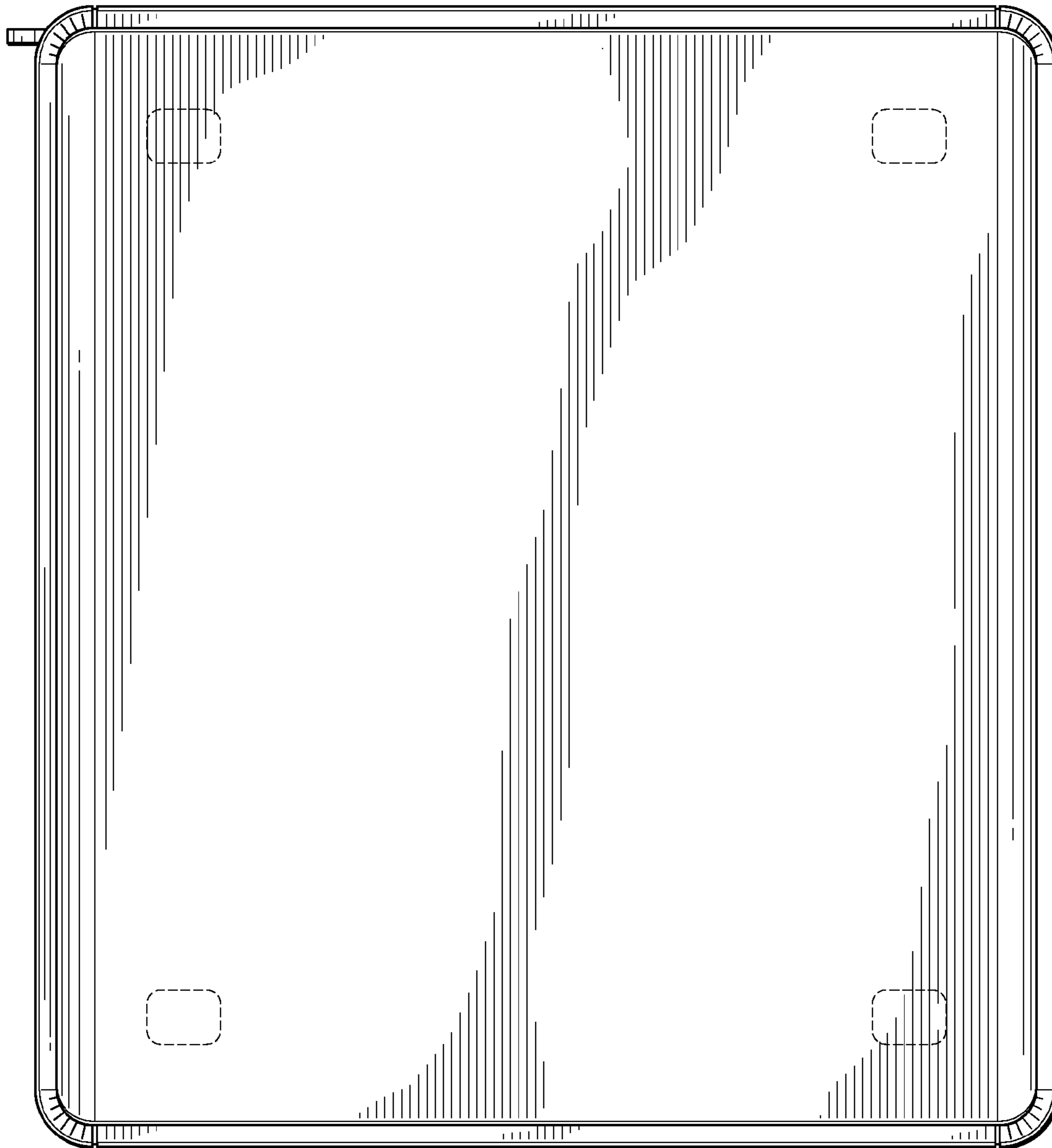


FIG. 4

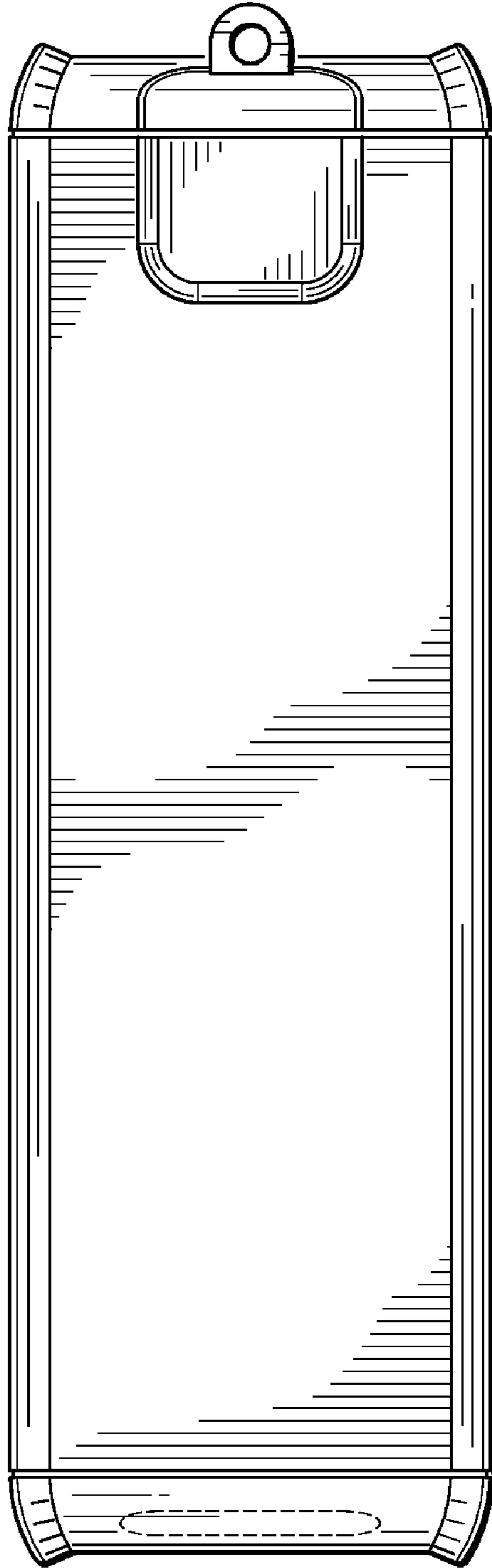


FIG. 6