



US00D545303S

(12) **United States Design Patent**
Chang

(10) **Patent No.:** **US D545,303 S**

(45) **Date of Patent:** **** Jun. 26, 2007**

(54) **REMOTE KEYBOARD**

(75) Inventor: **Shuo-Hsiu Chang**, Taipei County (TW)

(73) Assignee: **Darfon Electronics Corp.**, Taoyuan (TW)

(**) Term: **14 Years**

(21) Appl. No.: **29/250,461**

(22) Filed: **Nov. 15, 2006**

(30) **Foreign Application Priority Data**

Jun. 6, 2006 (TW) 95303097

(51) **LOC (8) Cl.** **14-03**

(52) **U.S. Cl.** **D14/218; D14/455**

(58) **Field of Classification Search** D14/174,
D14/137-139, 151, 217, 218, 191-193, 167,
D14/299, 168, 247, 455, 456; D13/168,
D13/162-164; D21/512-517, 566; D10/104,
D10/106; 345/169; 348/114, 734; 455/352-355,
455/151.1-151.4, 128, 347, 90.3
See application file for complete search history.

(56) **References Cited**

U.S. PATENT DOCUMENTS

D389,838 S * 1/1998 Brunner et al. D14/218
D416,560 S * 11/1999 Tonino D14/218
D417,219 S * 11/1999 Barrette et al. D14/218

D459,717 S * 7/2002 Bohne D14/218
D471,559 S * 3/2003 De Saulles D14/247
D476,975 S * 7/2003 Rodriguez, Sr. D14/218
D487,064 S * 2/2004 Stekelenburg D13/168
D519,494 S * 4/2006 An D14/218
D524,278 S * 7/2006 Hsiung D14/138

* cited by examiner

Primary Examiner—Louis S. Zarfes

Assistant Examiner—John Windmuller

(74) *Attorney, Agent, or Firm*—Quintero Law Office

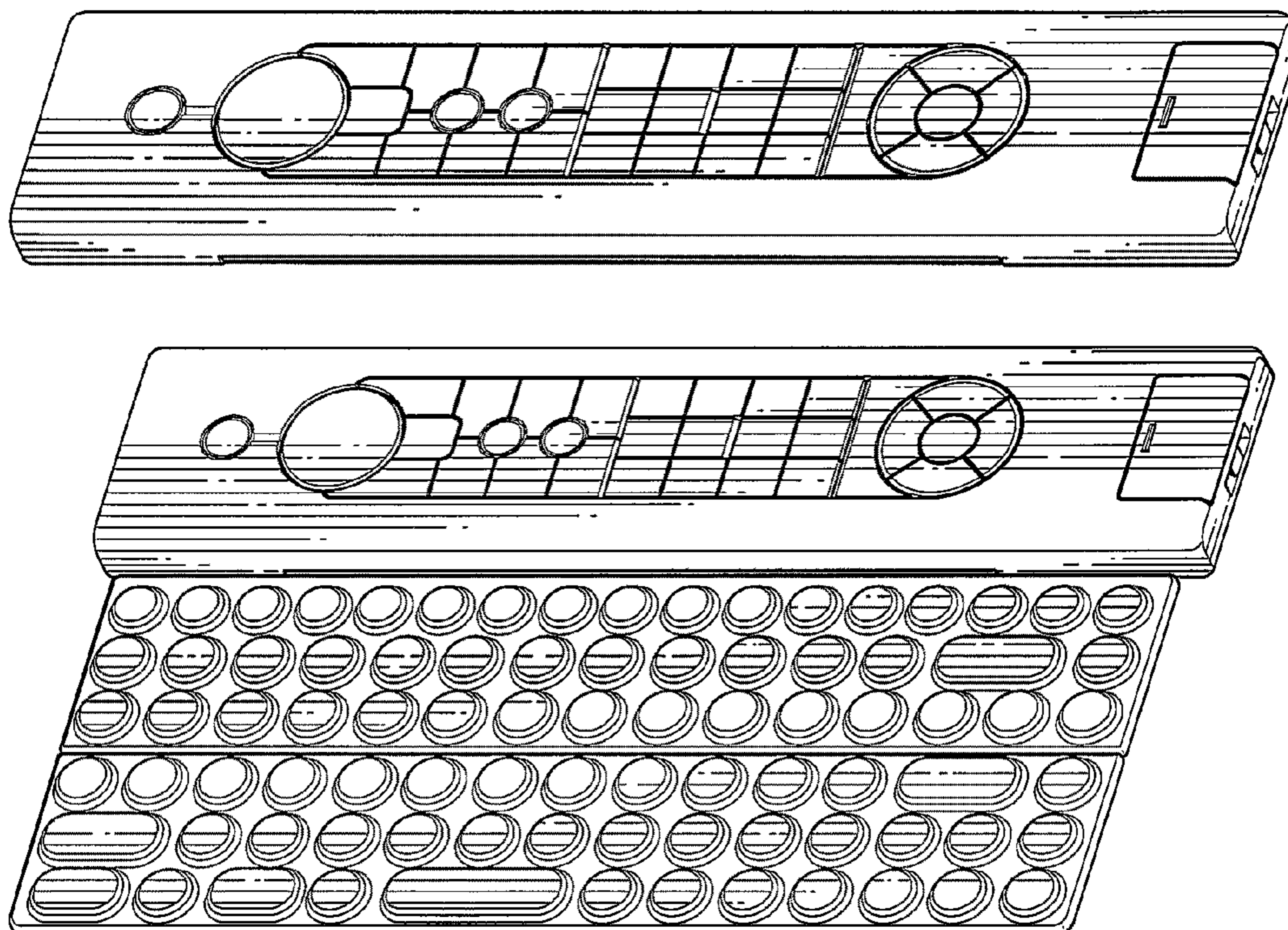
(57) **CLAIM**

The ornamental design for a remote keyboard, as shown and described.

DESCRIPTION

FIG. 1 is a perspective view of a remote keyboard showing my new design in a folded position;
FIG. 2 is a top plan view thereof;
FIG. 3 is a bottom plan view thereof;
FIG. 4 is a right side elevational view thereof;
FIG. 5 is a left side elevational view thereof;
FIG. 6 is a front elevational view thereof;
FIG. 7 is a rear elevational view thereof; and,
FIG. 8 is a perspective view thereof in an unfolded position.

1 Claim, 5 Drawing Sheets



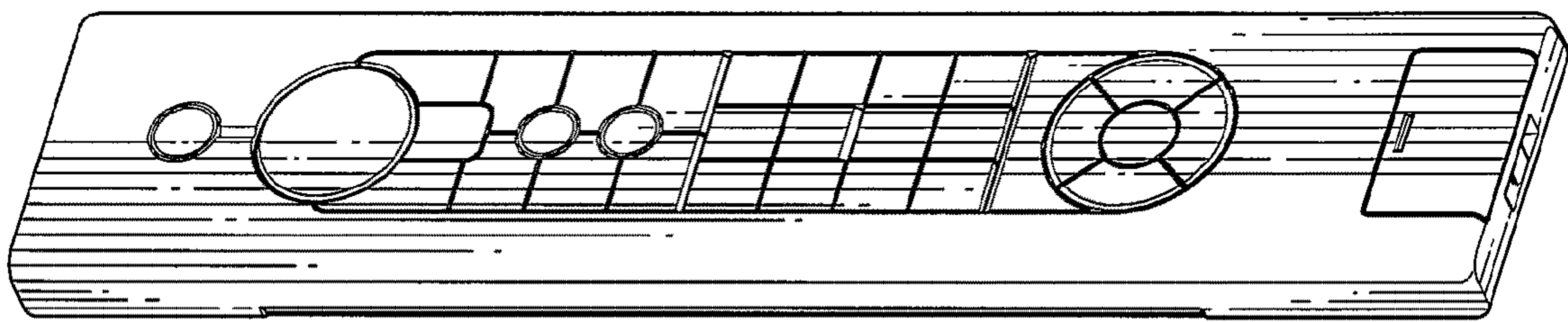


FIG. 1

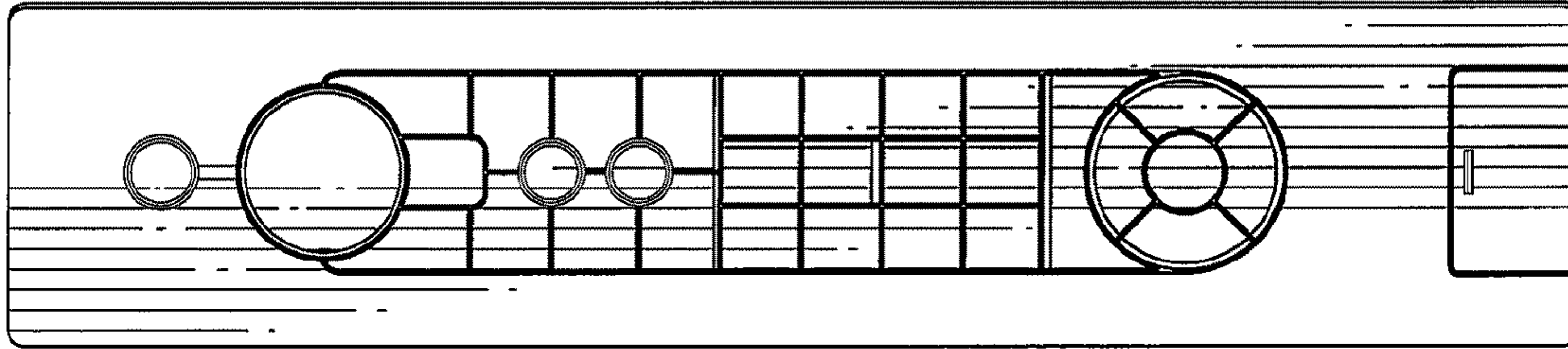


FIG. 2

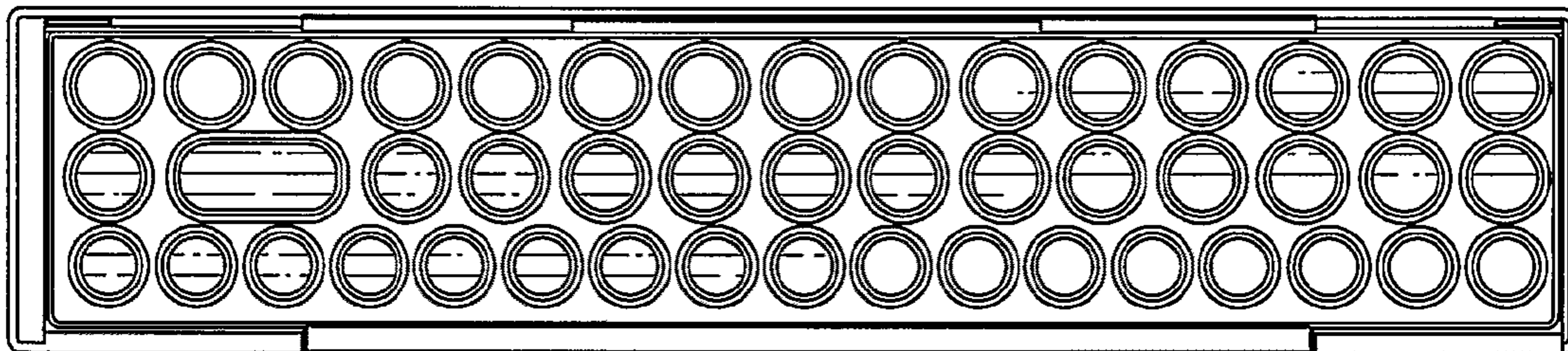


FIG. 3

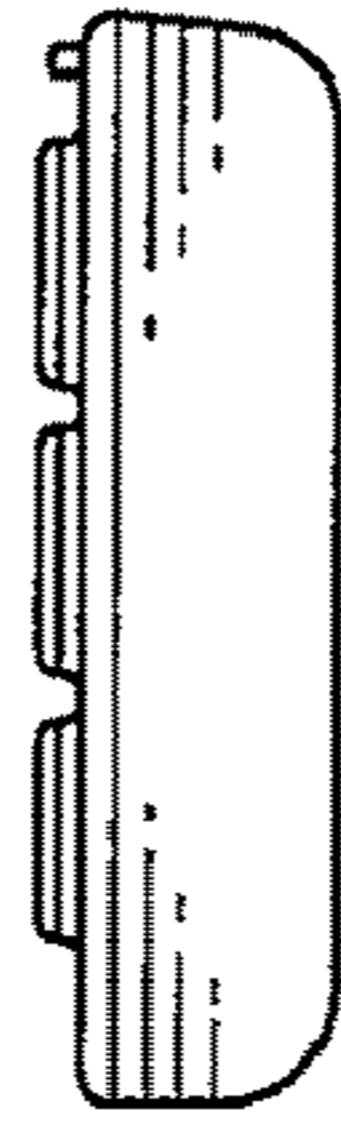


FIG. 4

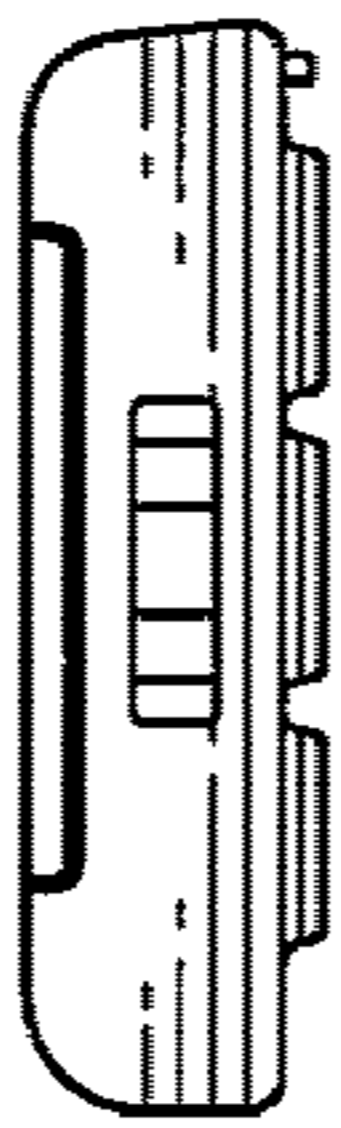


FIG. 5

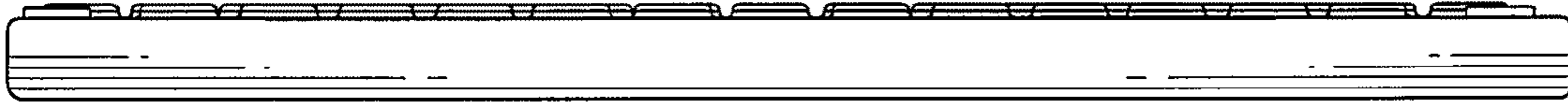


FIG. 6



FIG. 7

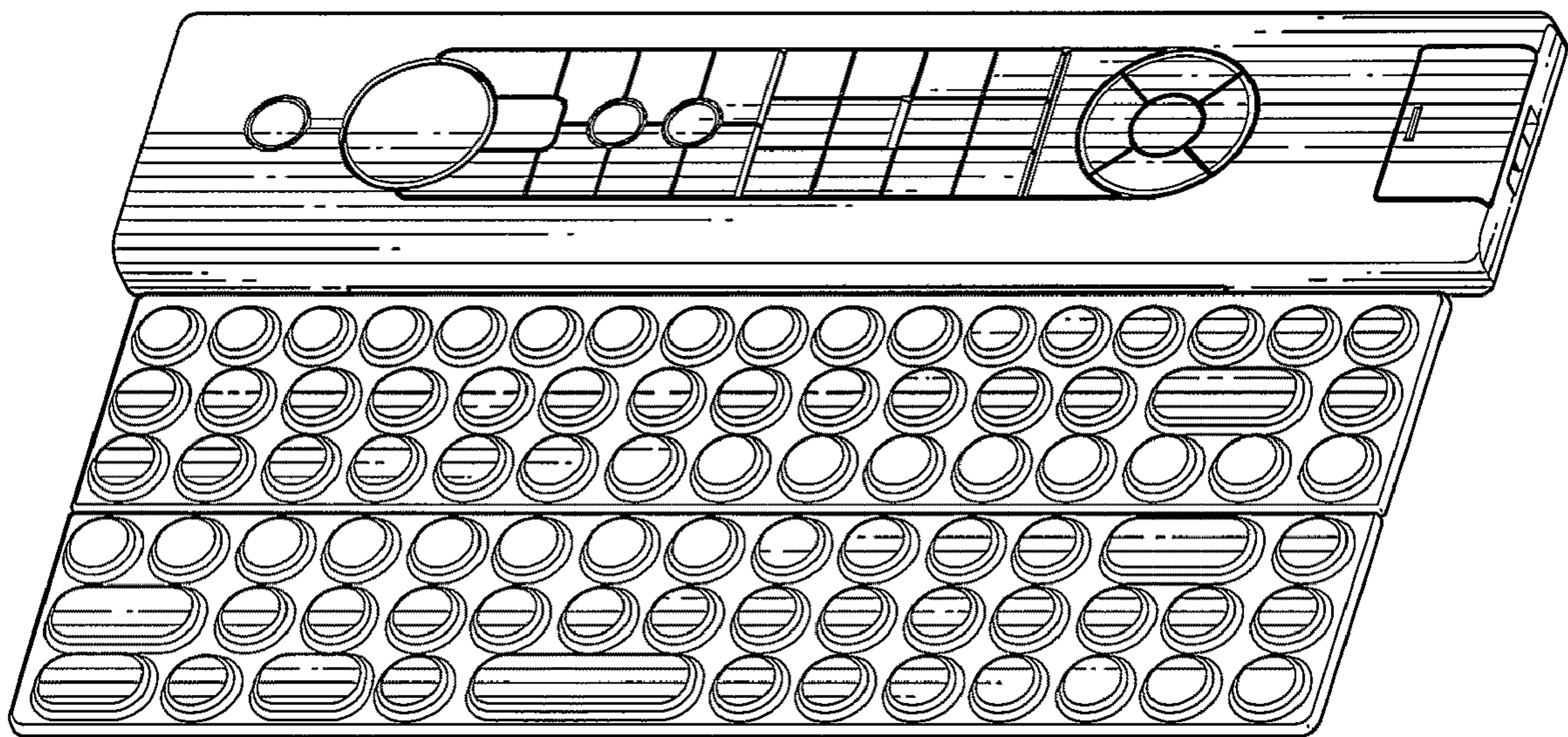


FIG. 8