

US00D545299S

(12) **United States Design Patent**  
**Tsuge**

(10) **Patent No.:** **US D545,299 S**  
(45) **Date of Patent:** **\*\* Jun. 26, 2007**

(54) **SPEAKER BOX**  
(75) Inventor: **Takahiro Tsuge**, Tokyo (JP)  
(73) Assignee: **Sony Corporation**, Tokyo (JP)  
(\*\*) Term: **14 Years**

JP D1195656 S 1/2004  
JP D1195657 S 1/2004  
JP D1223199 S 11/2004  
JP D1275795 S 7/2006

(21) Appl. No.: **29/258,582**  
(22) Filed: **Apr. 25, 2006**  
(30) **Foreign Application Priority Data**

Dec. 8, 2005 (JP) ..... D2005-036293

(51) **LOC (8) Cl.** ..... **14-01**  
(52) **U.S. Cl.** ..... **D14/214**  
(58) **Field of Classification Search** ..... D14/204,  
D14/210-214; 181/143-150, 157, 198-199;  
381/300-302, 306, 333, 345, 361-364, 386-388,  
381/332, 336  
See application file for complete search history.

**OTHER PUBLICATIONS**

Web page "SA-WX900", Sony eCatalog, <http://www.ecat.sony.co.jp>, Sony Corporation (Jul. 9, 2003).  
Webpage "YST-SW325", Yamaha News Release, <http://www.yamaha.co.jp/news/2005/05080501.html> (Aug. 5, 2005).  
Webpage "YST-SW515", Yamaha News Release, <http://www.press.yamaha.co.jp/press/news/2004/04091501.html> (Sep. 15, 2004).  
Webpage "YST-SW225", Yamaha News Release, <http://www.yamaha.co.jp/news/2004/04072901.html> (Jul. 29, 2004).  
Webpage "YST-SW010", Yamaha News Release, <http://www.yamaha.co.jp/news/2005/05080501.html> (Jul. 1, 2004).  
Webpage "YST-1500", Yamaha News Release, <http://video.tytkki.fi/PDF/YST-SW1500.pdf> (Oct. 24, 2002).

(56) **References Cited**

**U.S. PATENT DOCUMENTS**

D234,604 S \* 3/1975 Shimizu ..... D14/212  
D330,029 S \* 10/1992 Kawaguchi ..... D14/212  
D410,006 S \* 5/1999 Miyazaki ..... D14/214  
D485,257 S \* 1/2004 Allen ..... D14/215  
D501,199 S \* 1/2005 Wang ..... D14/215  
D508,042 S 8/2005 Oikawa

\* cited by examiner

*Primary Examiner*—Nanda Bondade  
(74) *Attorney, Agent, or Firm*—Rader, Fishman & Grauer PLLC

**FOREIGN PATENT DOCUMENTS**

JP D1076230 S 6/2000  
JP D1076260 S 6/2000  
JP D1076230-1 S 7/2000  
JP D1110954 S 6/2001  
JP D1143821 S 6/2002  
JP D1157186 S 11/2002  
JP D1158424 S 11/2002  
JP D1173797 S 5/2003  
JP D1173806 S 5/2003  
JP D1195271 S 1/2004

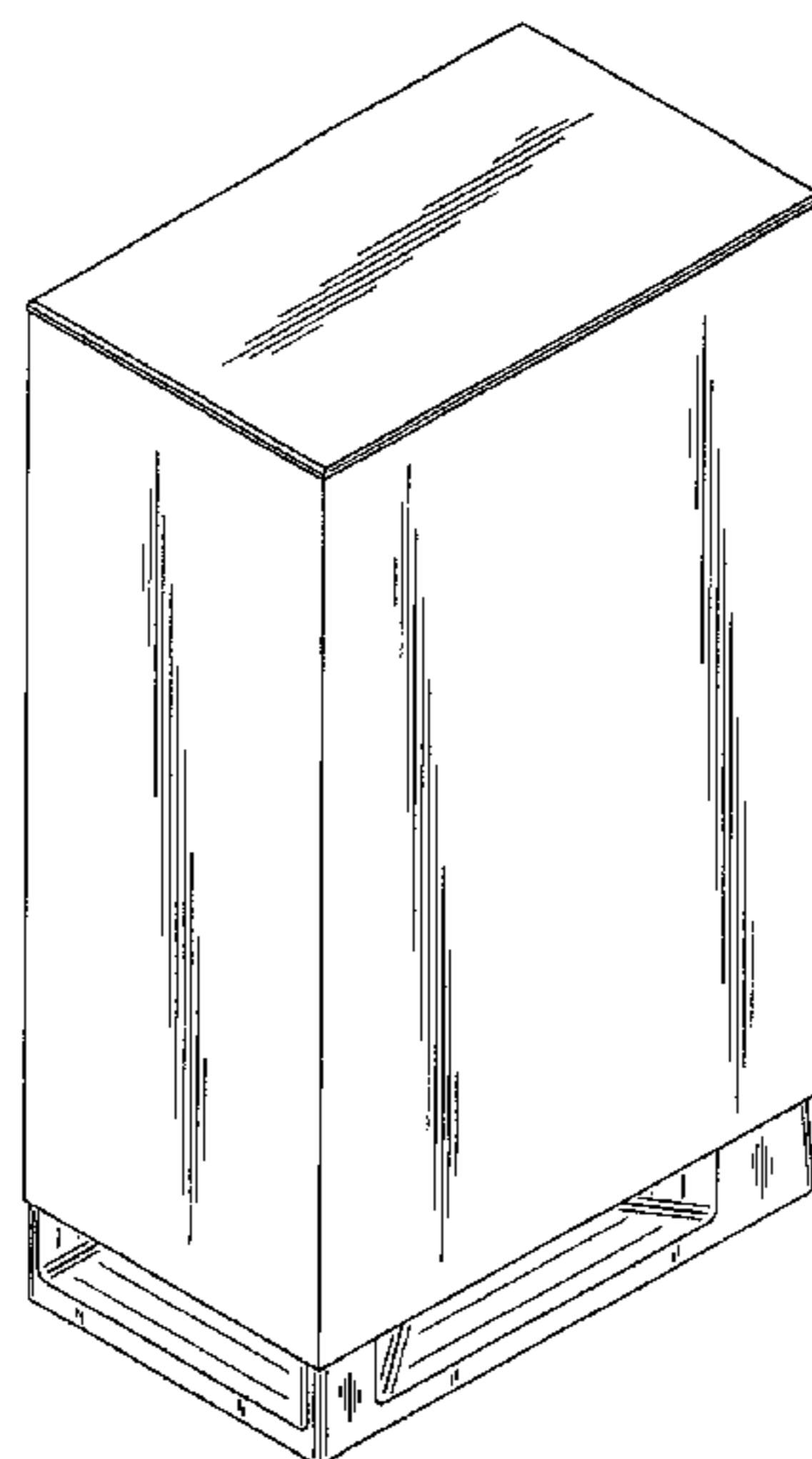
(57) **CLAIM**

The ornamental design for a speaker box, as shown.

**DESCRIPTION**

FIG. 1 is a perspective view of a speaker box showing my new design;  
FIG. 2 is a front elevational view thereof;  
FIG. 3 is a rear elevational view thereof;  
FIG. 4 is a left side elevational view thereof;  
FIG. 5 is a right side elevational view thereof;  
FIG. 6 is a top plan view thereof; and,  
FIG. 7 is a bottom plan view thereof.

**1 Claim, 7 Drawing Sheets**



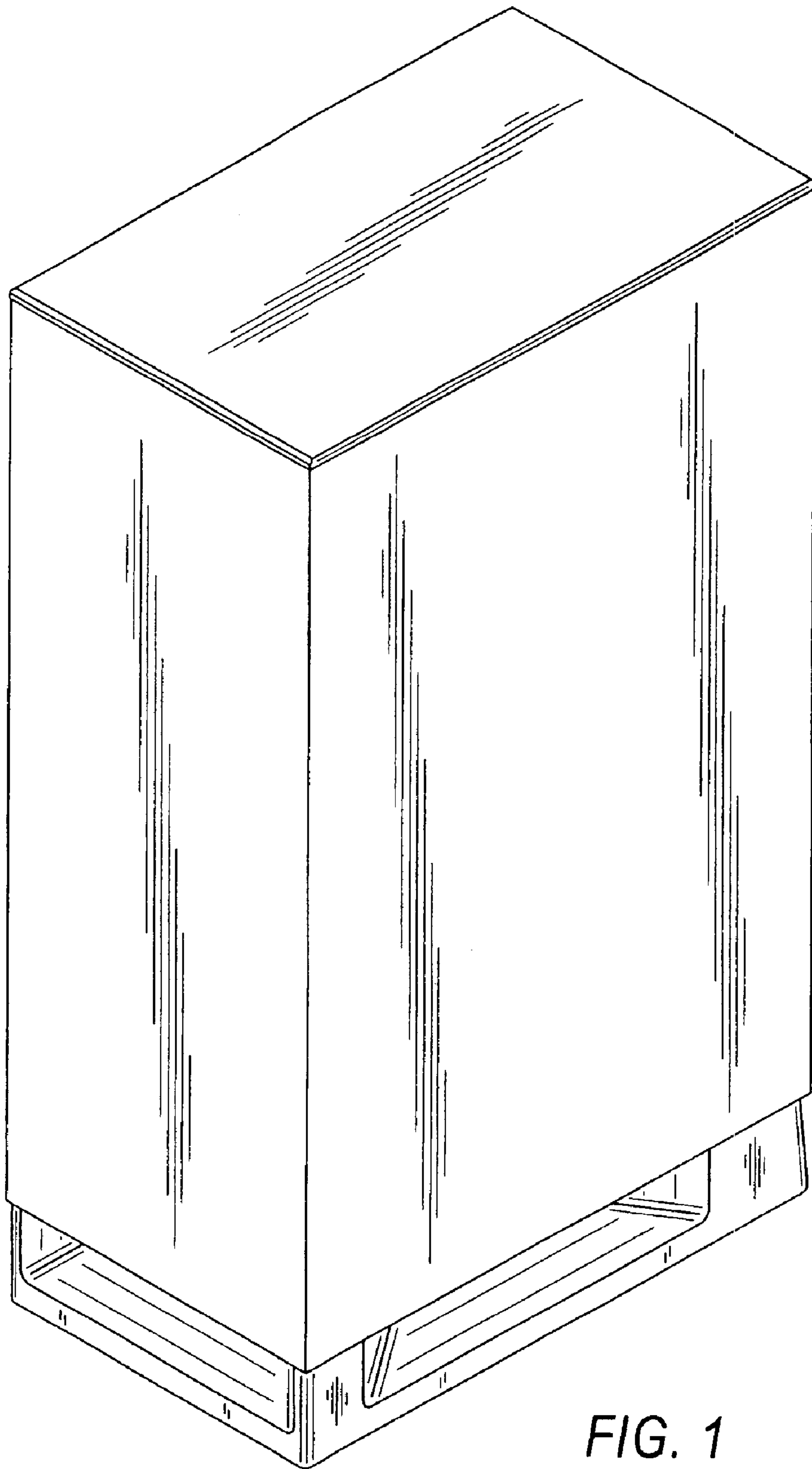


FIG. 1

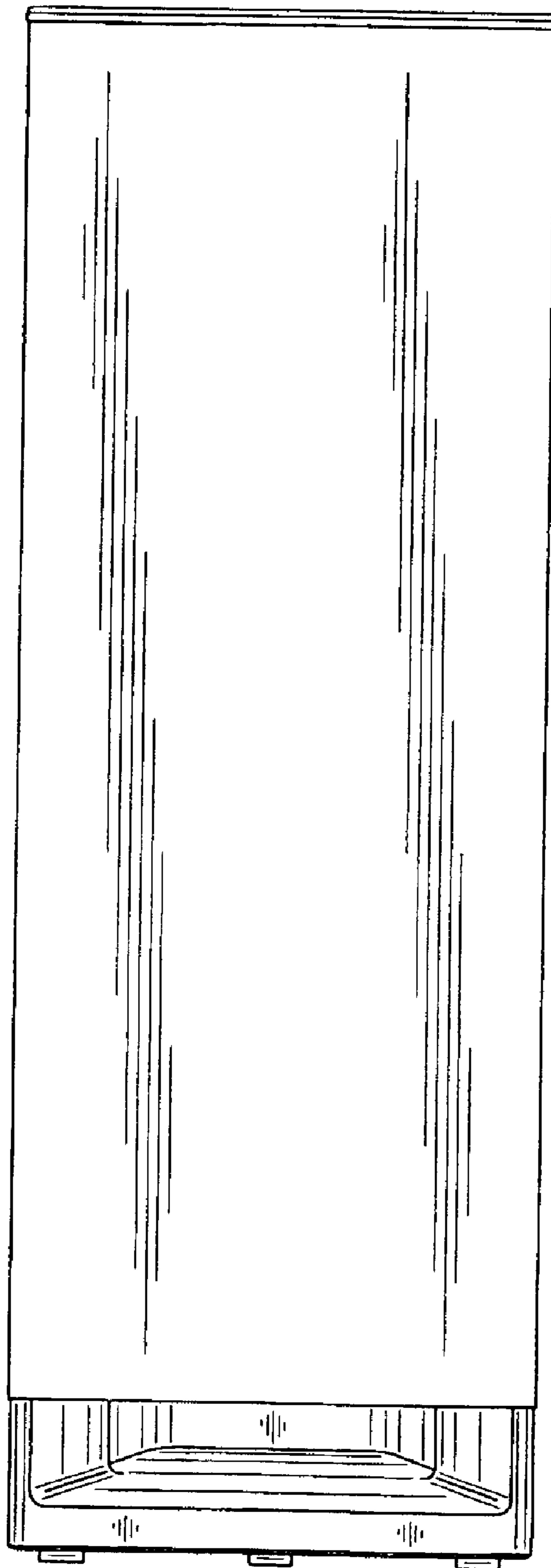


FIG. 2

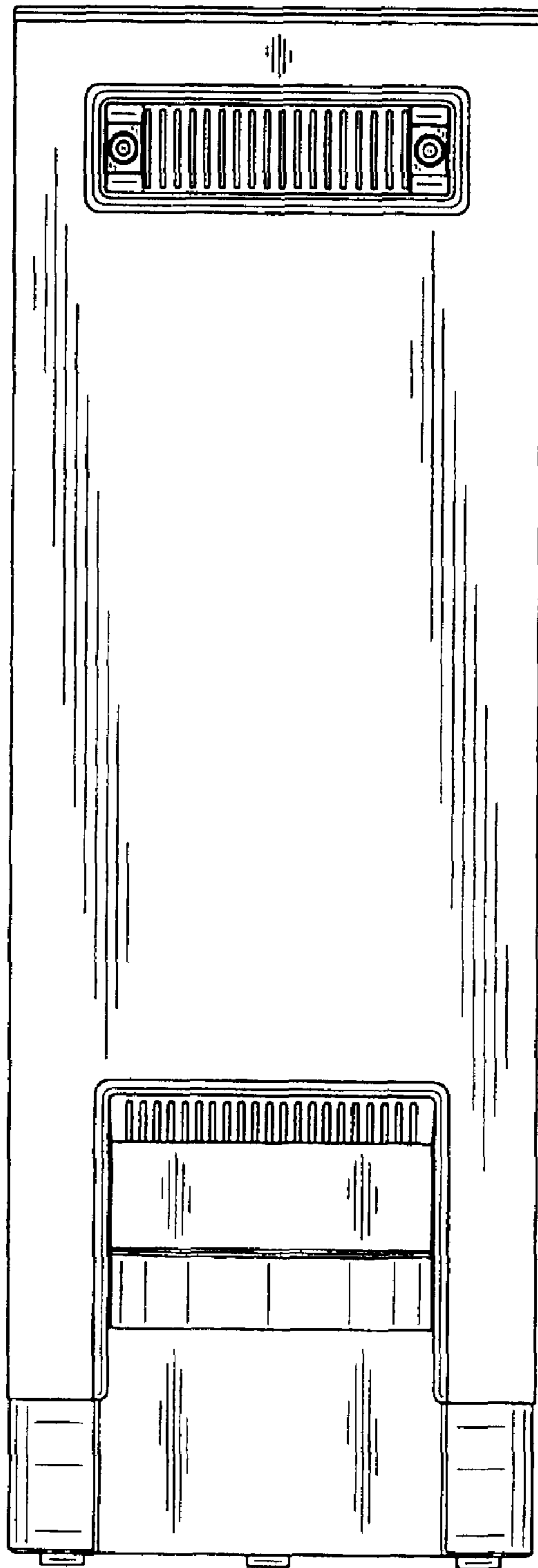


FIG. 3




FIG. 4

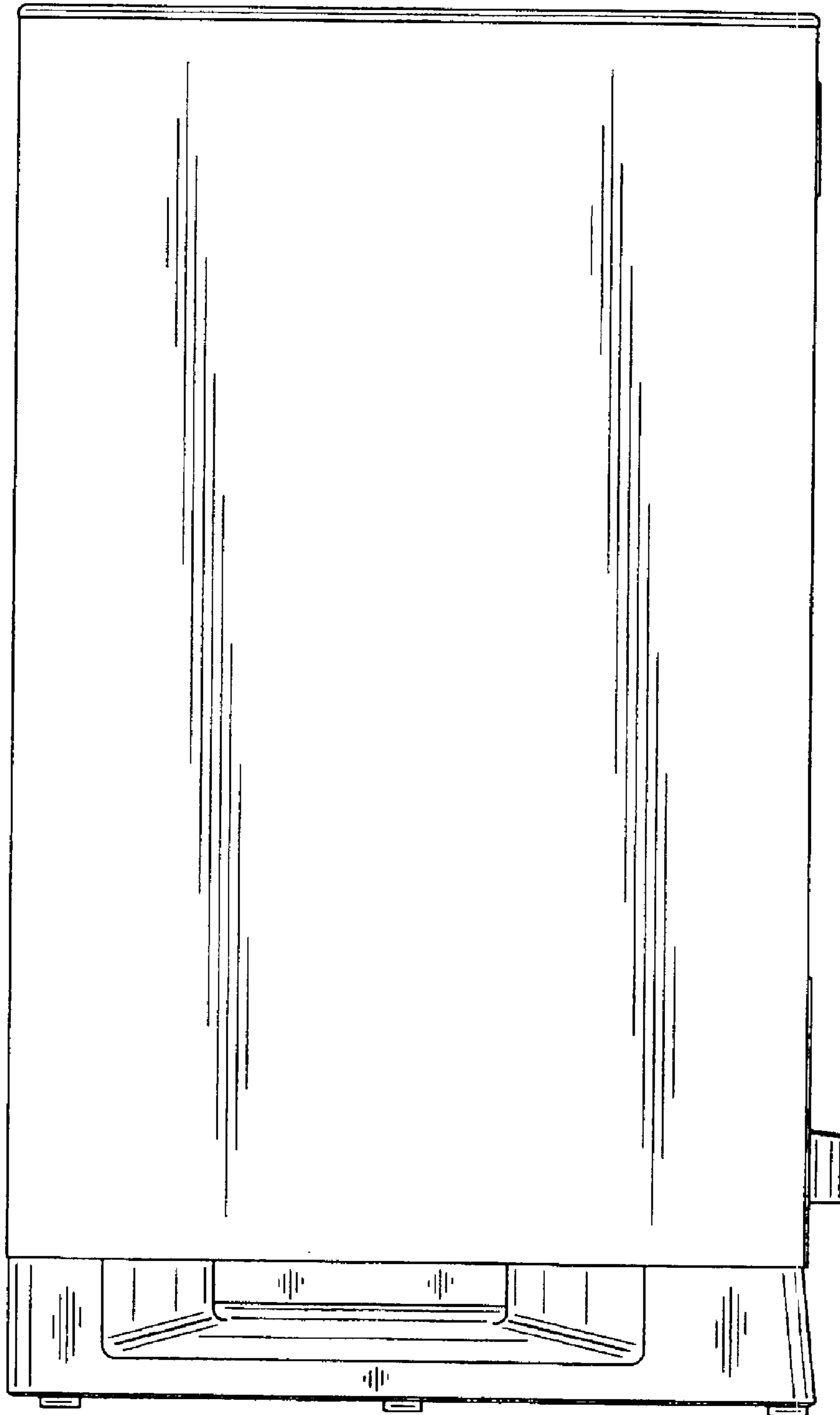
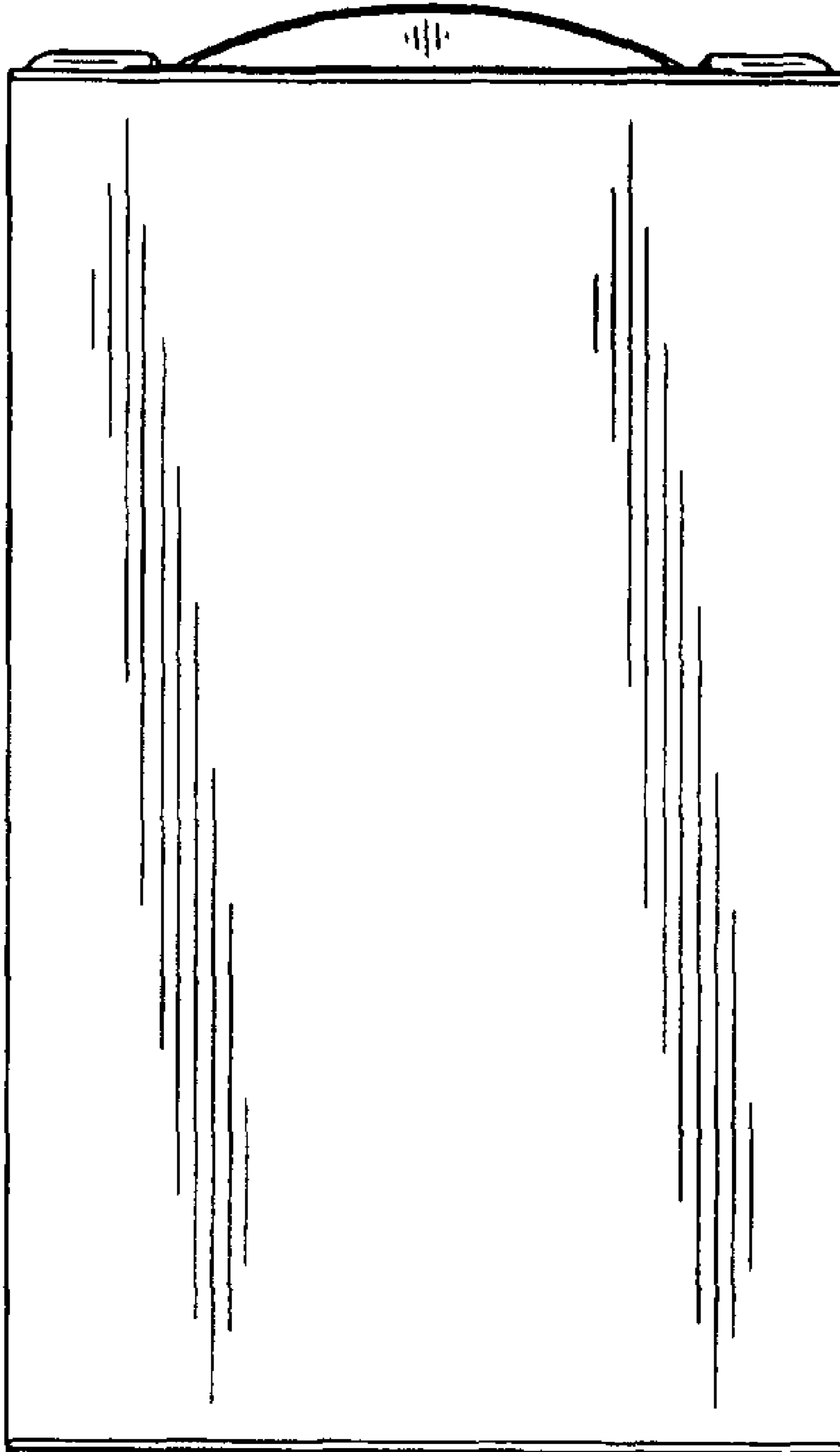
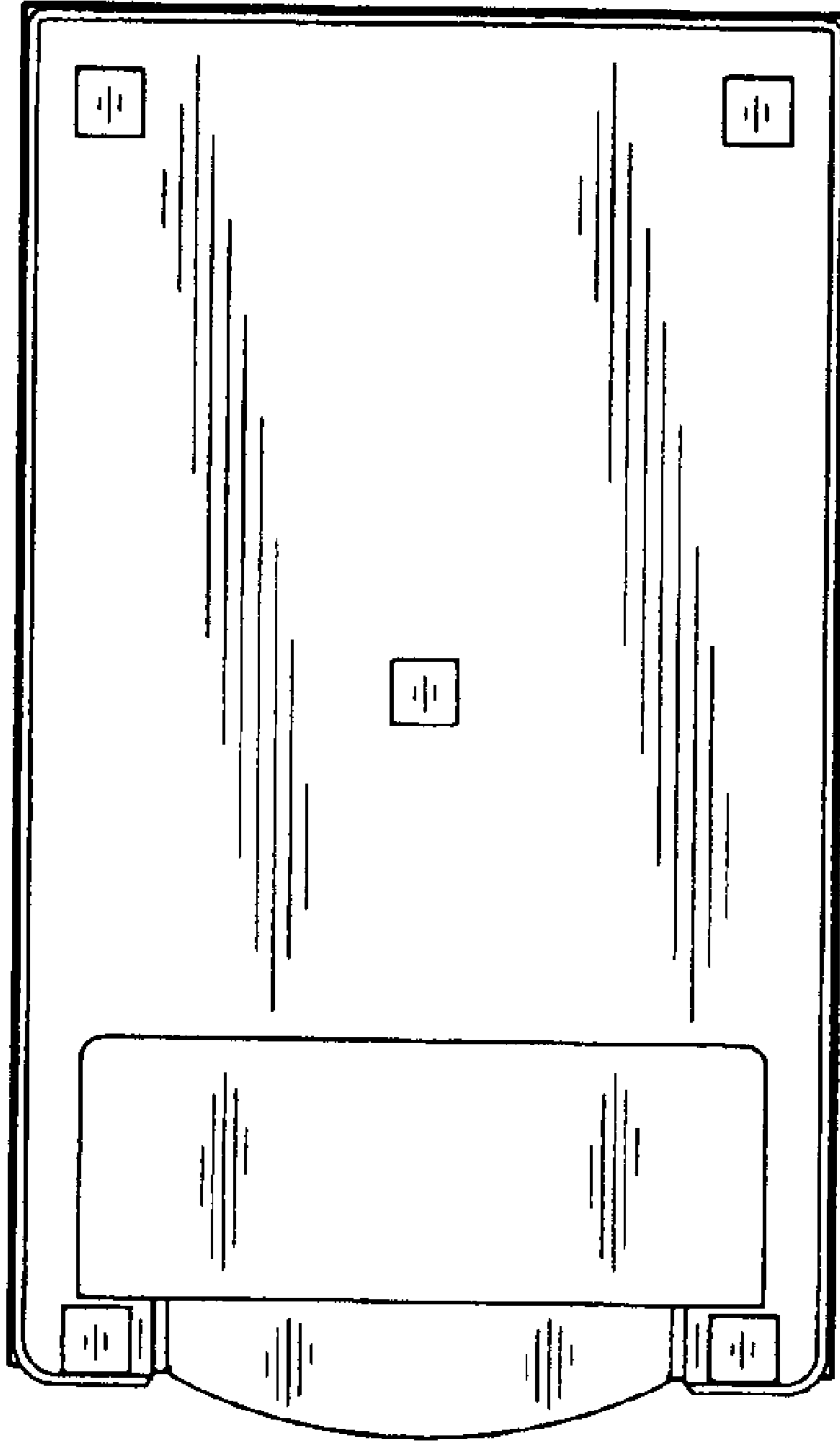


FIG. 5



*FIG. 6*



*FIG. 7*