



US00D545281S

(12) **United States Design Patent**
Rashid

(10) **Patent No.:** **US D545,281 S**

(45) **Date of Patent:** **** Jun. 26, 2007**

(54) **TELEVISION SET**

(75) Inventor: **Karim Rashid**, New York, NY (US)

(73) Assignee: **Hannspree, Inc.**, Taipei (TW)

(**) Term: **14 Years**

(21) Appl. No.: **29/243,301**

(22) Filed: **Nov. 23, 2005**

(51) **LOC (8) Cl.** **14-03**

(52) **U.S. Cl.** **D14/126**

(58) **Field of Classification Search** D14/125-134,
D14/239, 371, 136, 374-377; 312/7.2; 348/836,
348/838, 180, 184, 325, 739; 341/12; 248/917-924,
248/465; 345/104, 133, 156, 168, 87, 173;
720/605, 669, 600, 655; 369/99, 197; 455/344-347
See application file for complete search history.

(56) **References Cited**

U.S. PATENT DOCUMENTS

D421,600 S	*	3/2000	Chou	D14/375
D435,869 S	*	1/2001	Podd et al.	D21/329
D468,738 S	*	1/2003	Lin	D14/371
D469,093 S	*	1/2003	Lin	D14/375

D474,468 S	*	5/2003	Zuege et al.	D21/515
D475,984 S	*	6/2003	Chen et al.	D14/126
D478,904 S	*	8/2003	Koo et al.	D14/375
D481,390 S	*	10/2003	Wang et al.	D14/374
D493,430 S	*	7/2004	Hussaini et al.	D14/126
D497,351 S	*	10/2004	Kita	D14/134
D521,470 S	*	5/2006	Hoehn	D14/129

* cited by examiner

Primary Examiner—Raphael Barkai

(74) *Attorney, Agent, or Firm*—Birch, Stewart, Kolasch & Birch, LLP

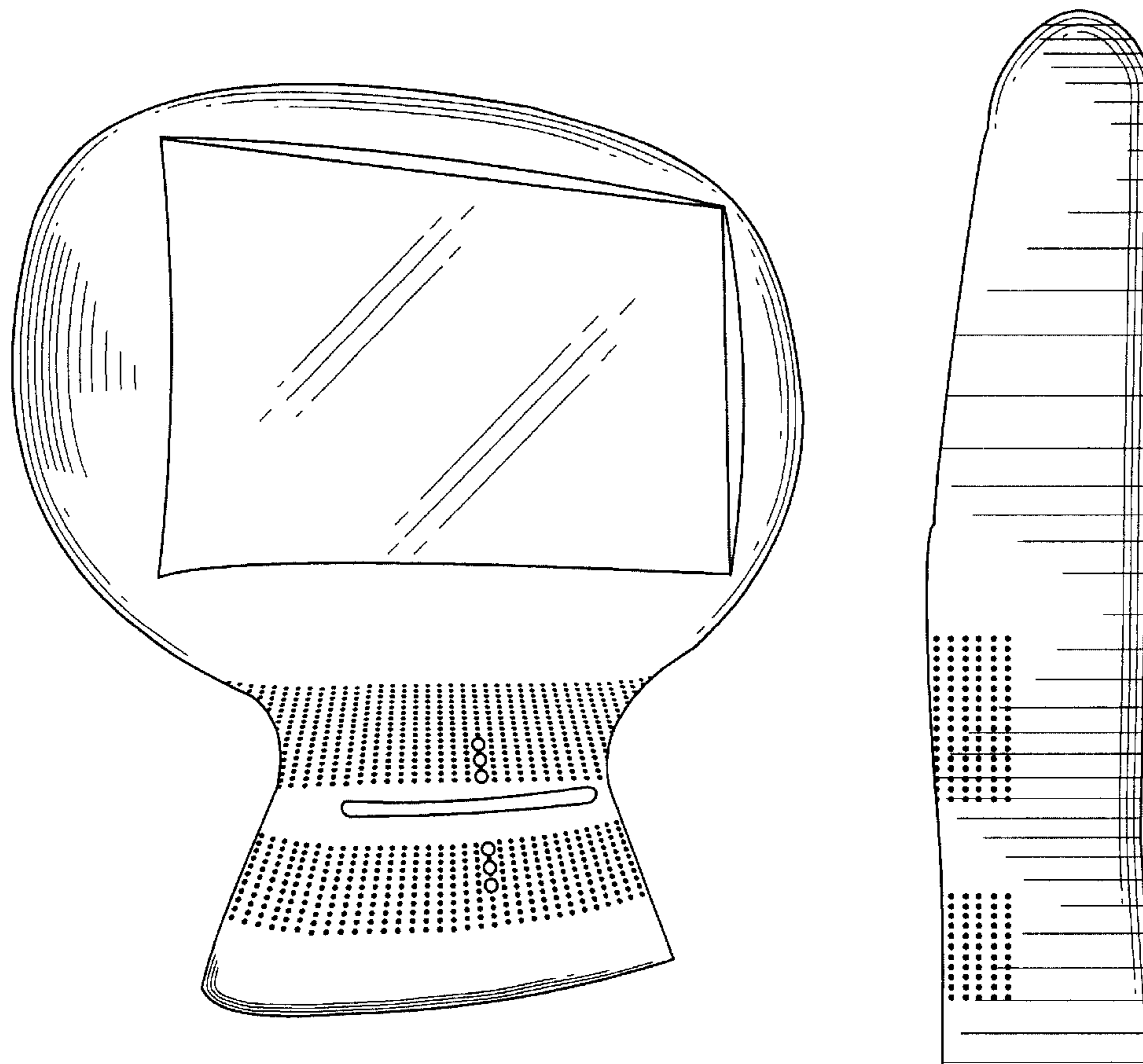
(57) **CLAIM**

The ornamental design for a television set, as shown and described.

DESCRIPTION

FIG. 1 is a front perspective view thereof;
FIG. 2 is a front elevational view thereof;
FIG. 3 is a rear elevational view thereof;
FIG. 4 is a left side elevational view thereof;
FIG. 5 is a right side elevational view thereof;
FIG. 6 is a top plan view thereof; and,
FIG. 7 is a bottom plan view thereof.

1 Claim, 7 Drawing Sheets






FIG. 1

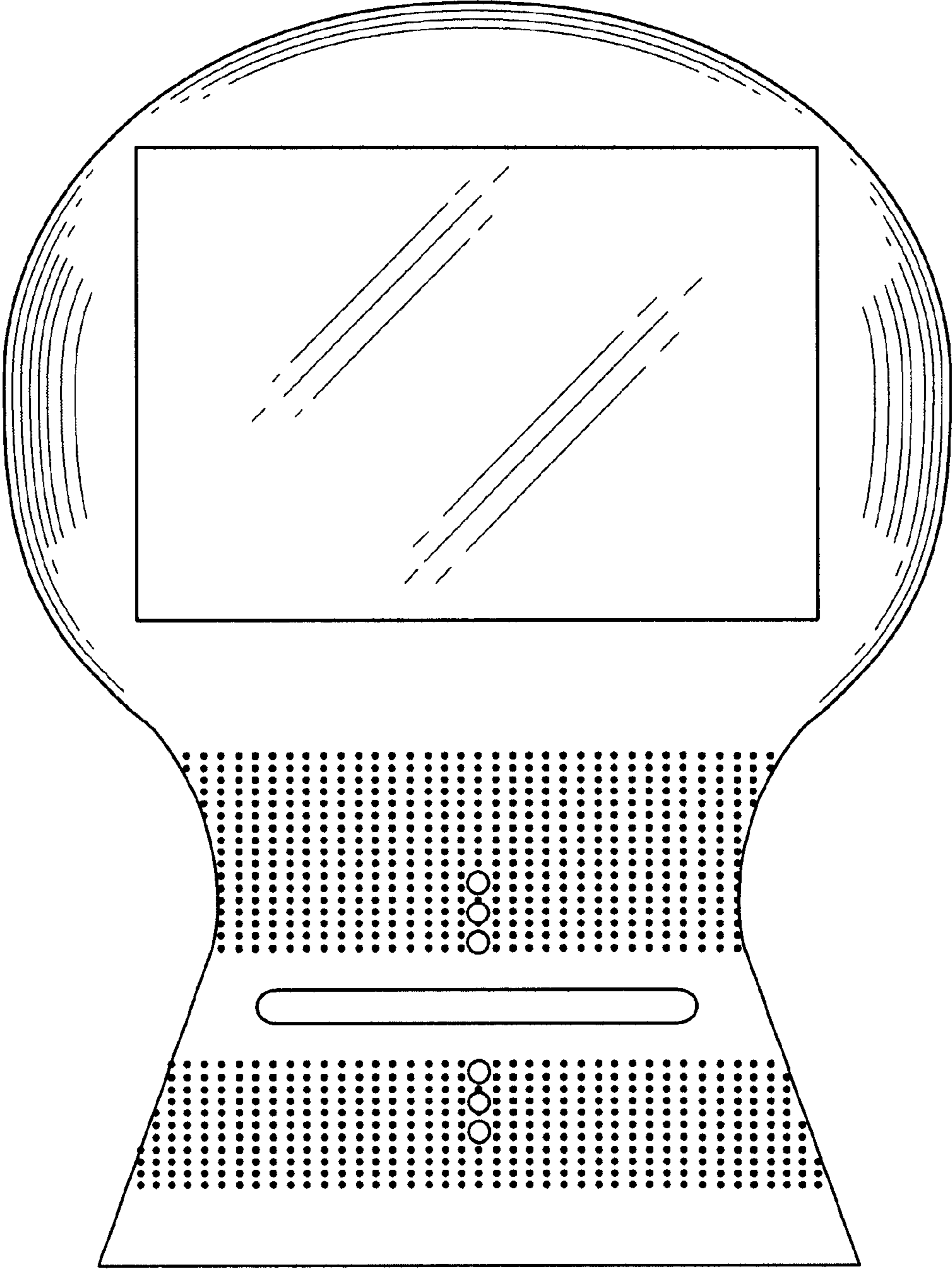


FIG. 2

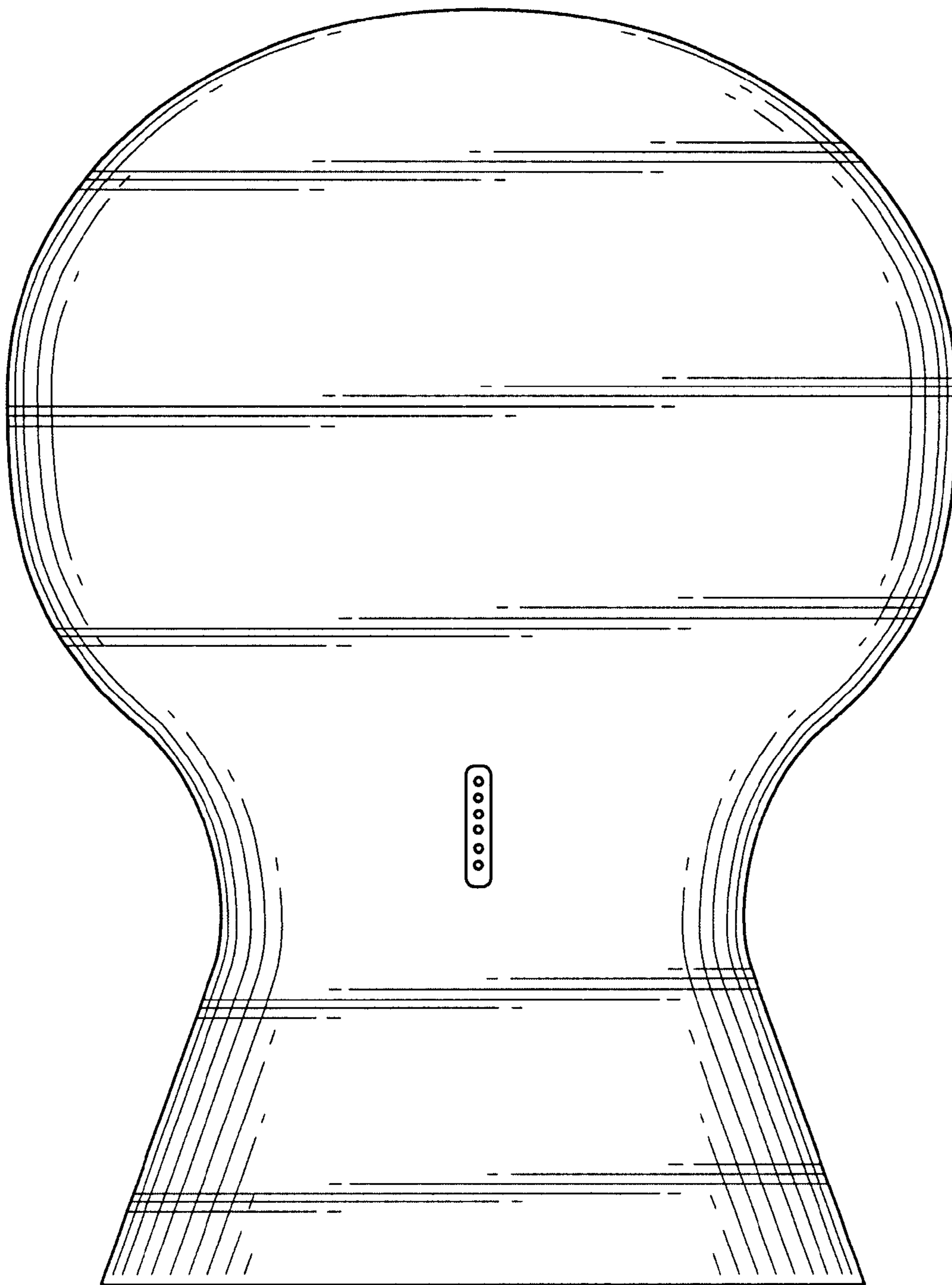


FIG. 3

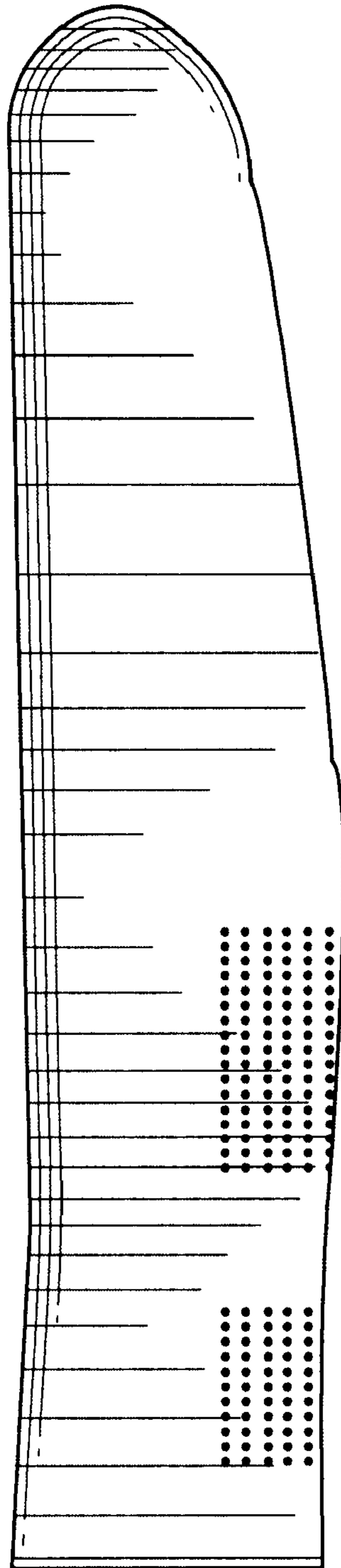


FIG. 4

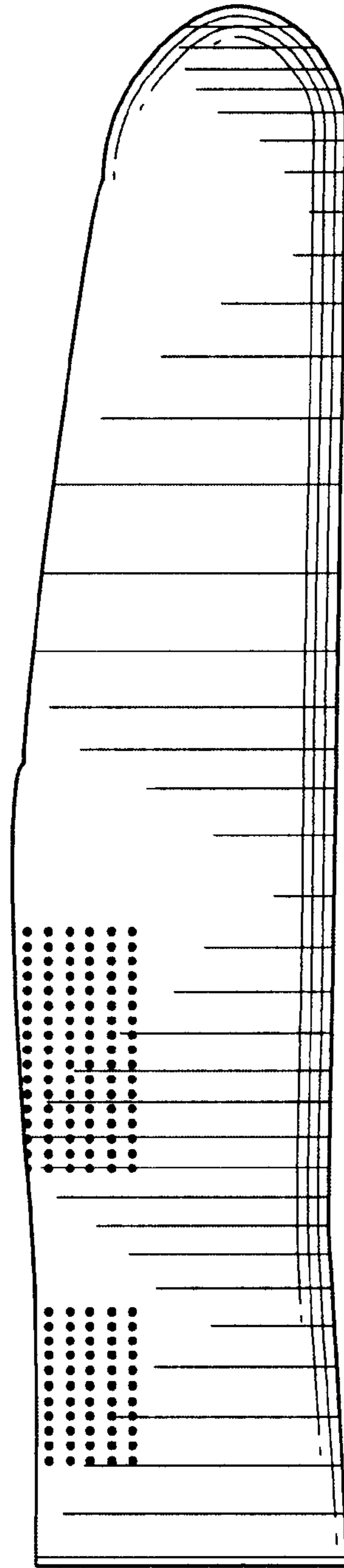


FIG. 5




FIG. 6

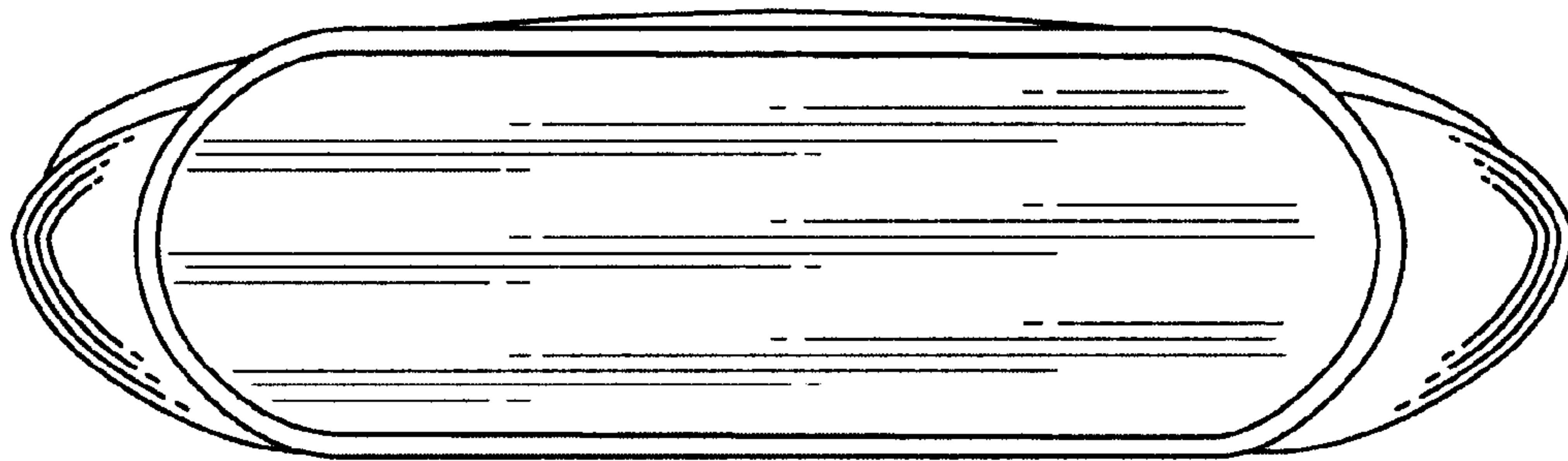


FIG. 7