

US00D545274S

(12) **United States Design Patent**  
**Dong**

(10) **Patent No.:** **US D545,274 S**

(45) **Date of Patent:** **\*\* Jun. 26, 2007**

(54) **AUTO POWER PLUG HOUSING**

D525,937 S \* 8/2006 Seil et al. .... D13/144  
D525,938 S \* 8/2006 Seil et al. .... D13/144

(76) Inventor: **Hong Dong**, 18071 Arenth Ave., City of Industry, CA (US) 91748

\* cited by examiner

(\*\*) Term: **14 Years**

*Primary Examiner*—M. H. Tung

*Assistant Examiner*—Rosemary K. Tarcza

(21) Appl. No.: **29/265,512**

(74) *Attorney, Agent, or Firm*—Raymond Y. Chan; David and Raymond Patent Group

(22) Filed: **Sep. 1, 2006**

(57) **CLAIM**

(51) **LOC (8) Cl.** ..... **13-03**

The ornamental design for an auto power plug housing, as shown and described.

(52) **U.S. Cl.** ..... **D13/144; D13/110**

(58) **Field of Classification Search** ..... D13/107,  
D13/108, 110, 144, 184; D14/155; 439/300,  
439/620, 638, 668–669, 675, 825; 320/110–112,  
320/114; 363/146

See application file for complete search history.

**DESCRIPTION**

FIG. 1 is a perspective view showing my new design of auto power plug housing, wherein the broken lines in the drawing shows the portion that forms no part of the design to be claimed.

(56) **References Cited**

**U.S. PATENT DOCUMENTS**

D348,250 S *	6/1994	Shababy	.....	D13/144
D392,617 S *	3/1998	Yokozawa	.....	D13/144
D409,568 S *	5/1999	Lindahl	.....	D13/144
D442,543 S *	5/2001	Krumenacker et al.	....	D13/107
D471,517 S *	3/2003	Nazar	.....	D13/110
D481,355 S *	10/2003	Lee	.....	D13/108
D492,249 S *	6/2004	Suomalainen et al.	....	D13/108
D496,904 S *	10/2004	Nazar	.....	D13/110
6,951,480 B2 *	10/2005	Rivera	.....	439/568
D522,457 S *	6/2006	Riede	.....	D13/144
D524,285 S *	7/2006	Dayan	.....	D14/155

FIG. 2 is a right end view thereof.

FIG. 3 is a left end view thereof.

FIG. 4 is a rear view thereof.

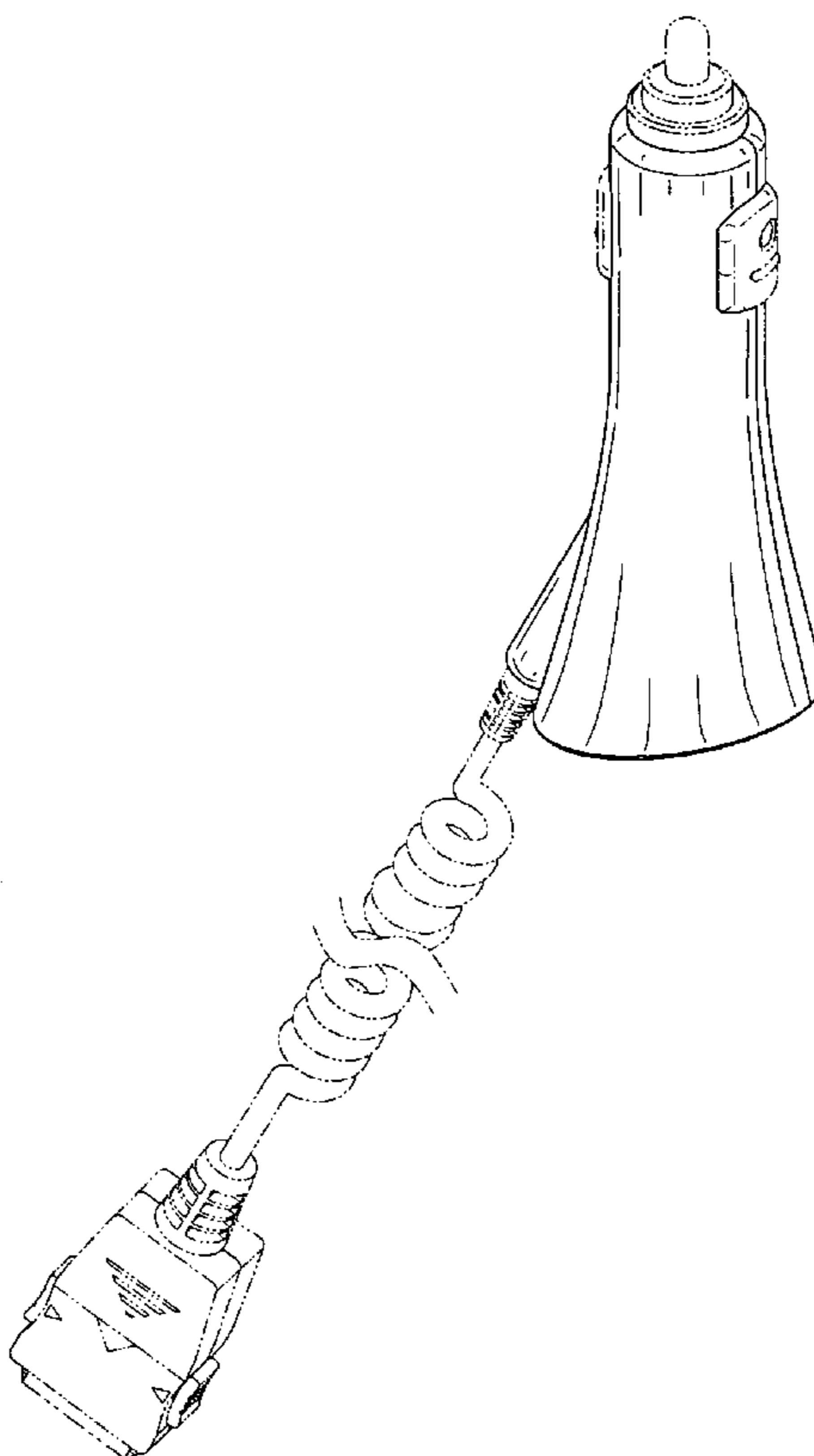
FIG. 5 is a front view thereof.

FIG. 6 is a top view thereof; and,

FIG. 7 is a bottom view thereof.

The broken line showing is for illustrative purposes only and forms no part of the claimed design.

**1 Claim, 7 Drawing Sheets**



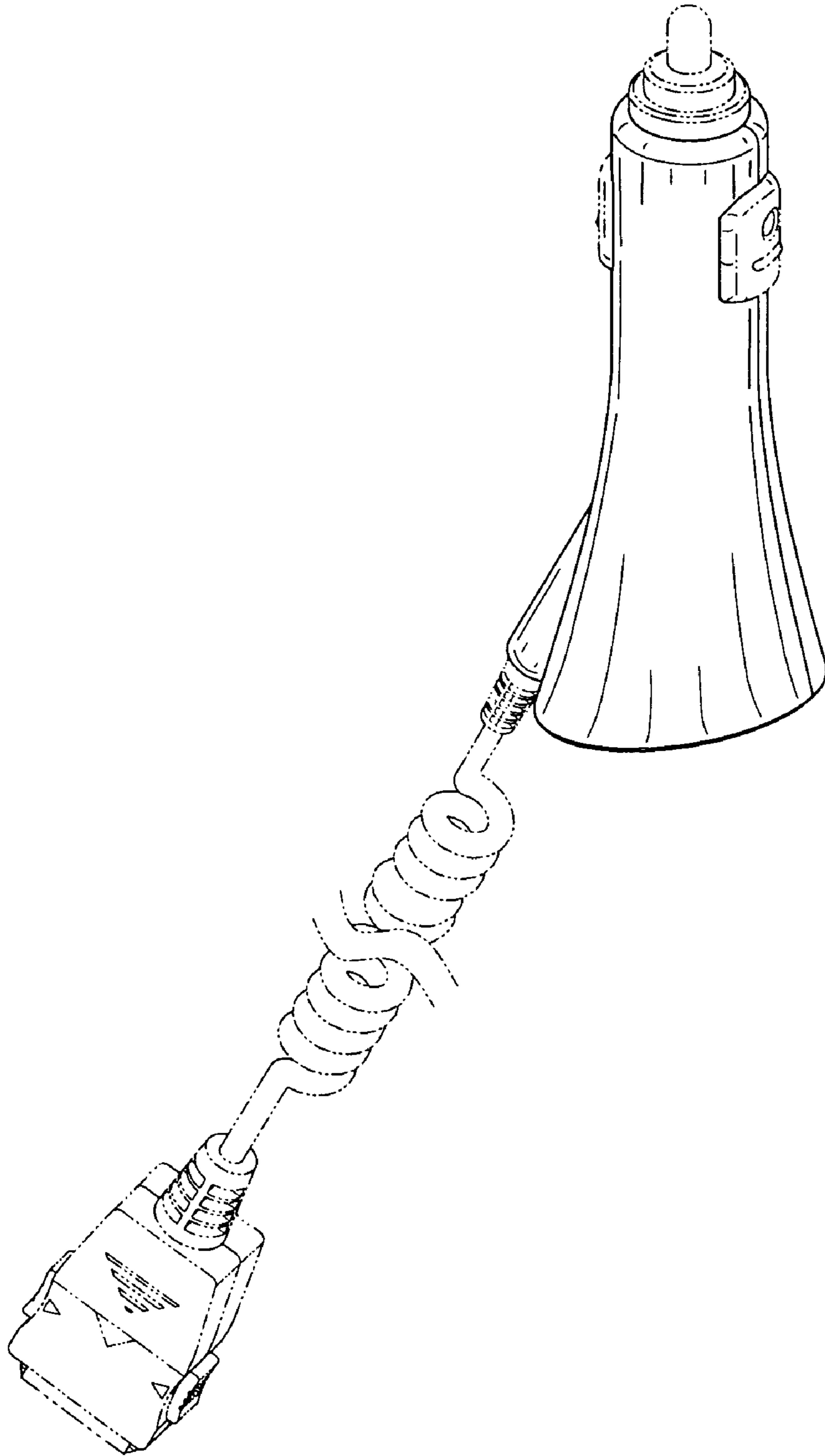


FIG.1

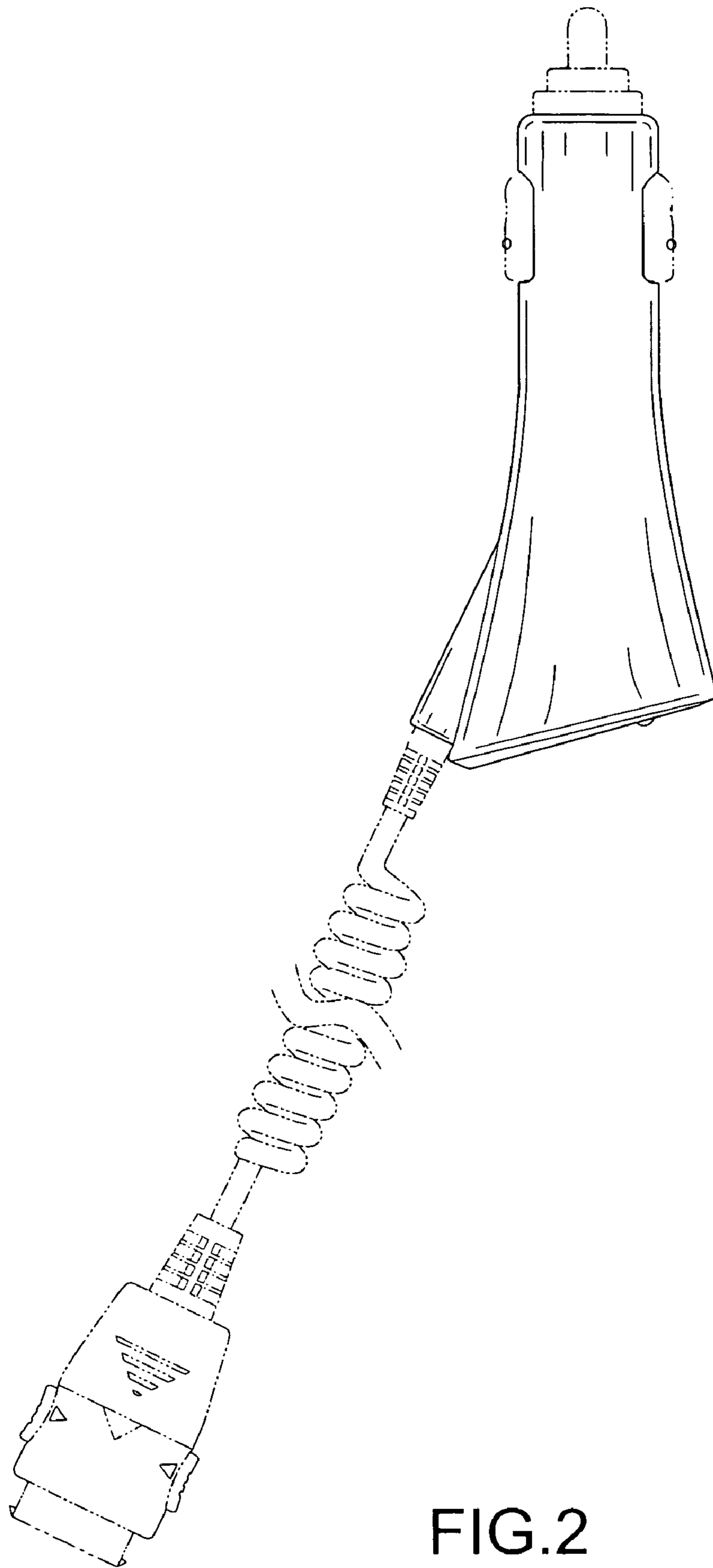


FIG.2

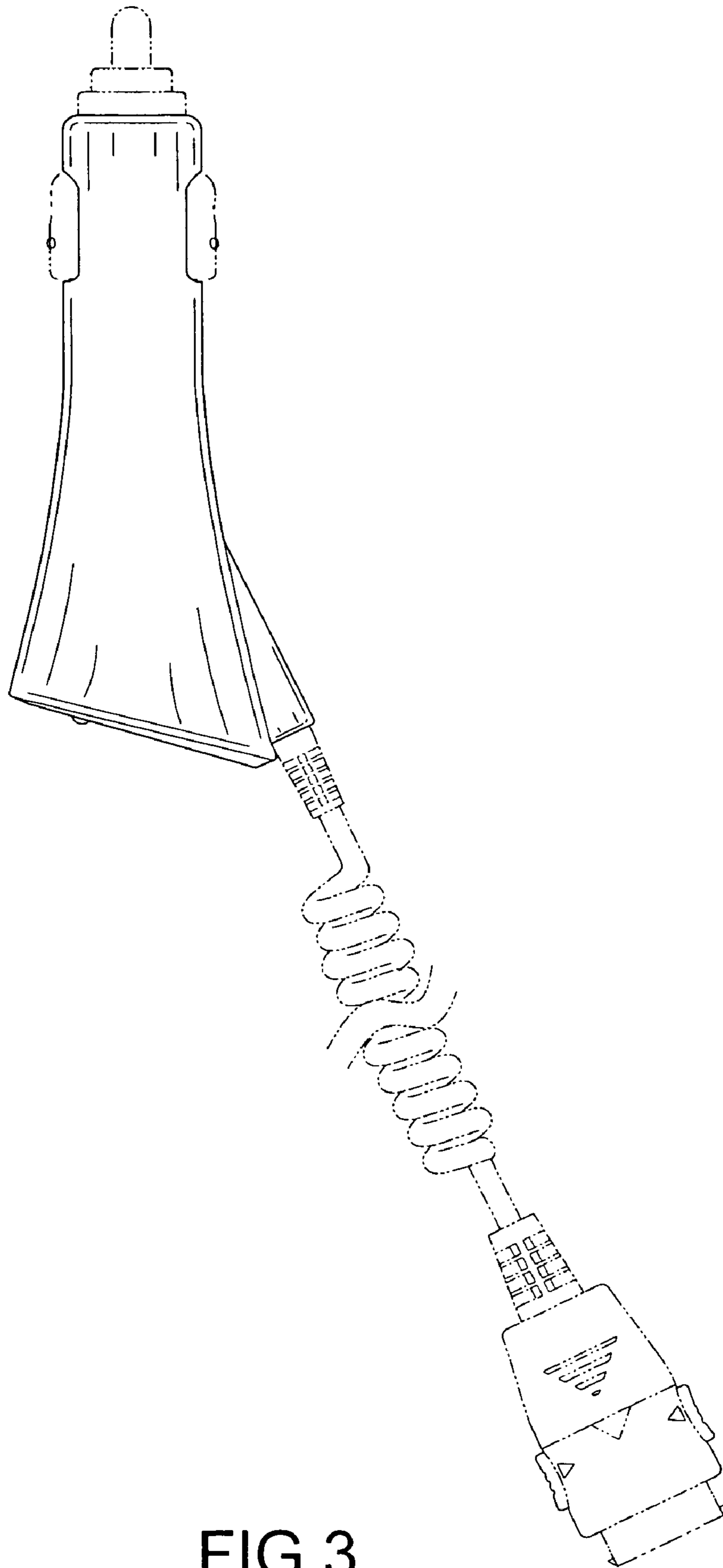


FIG.3

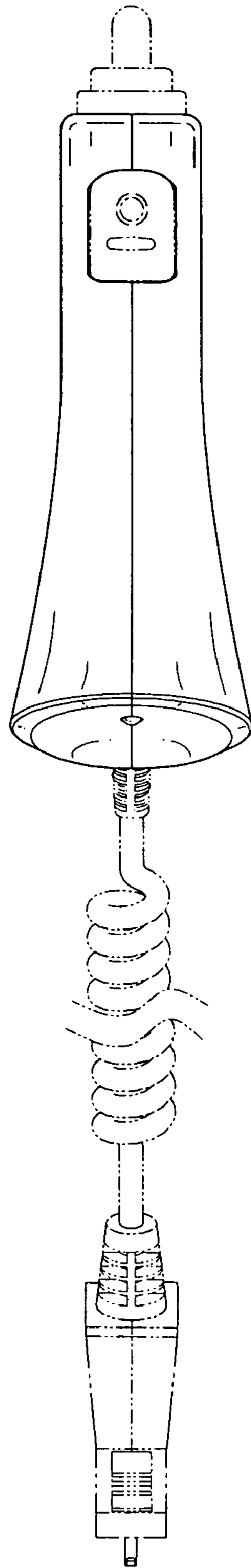


FIG.4

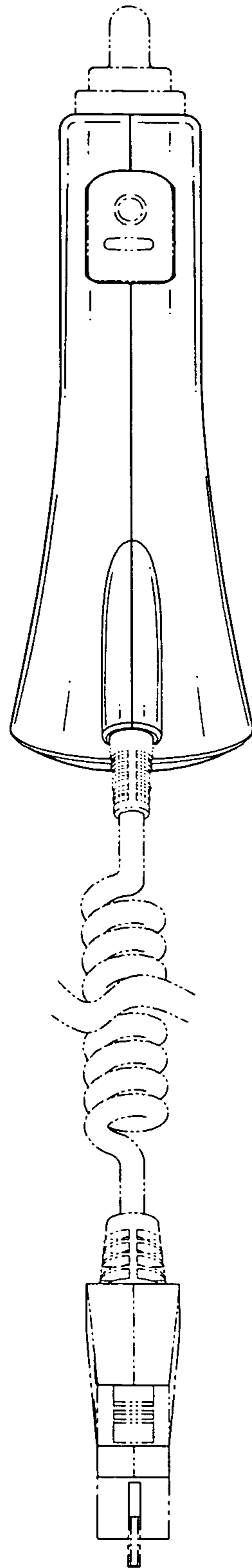


FIG.5

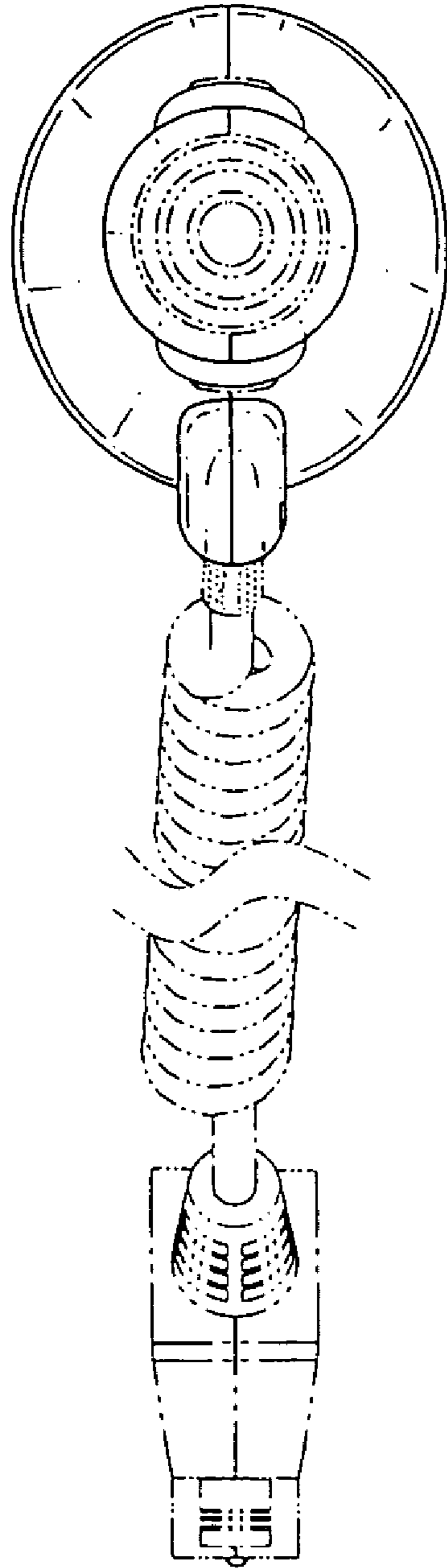


FIG.6

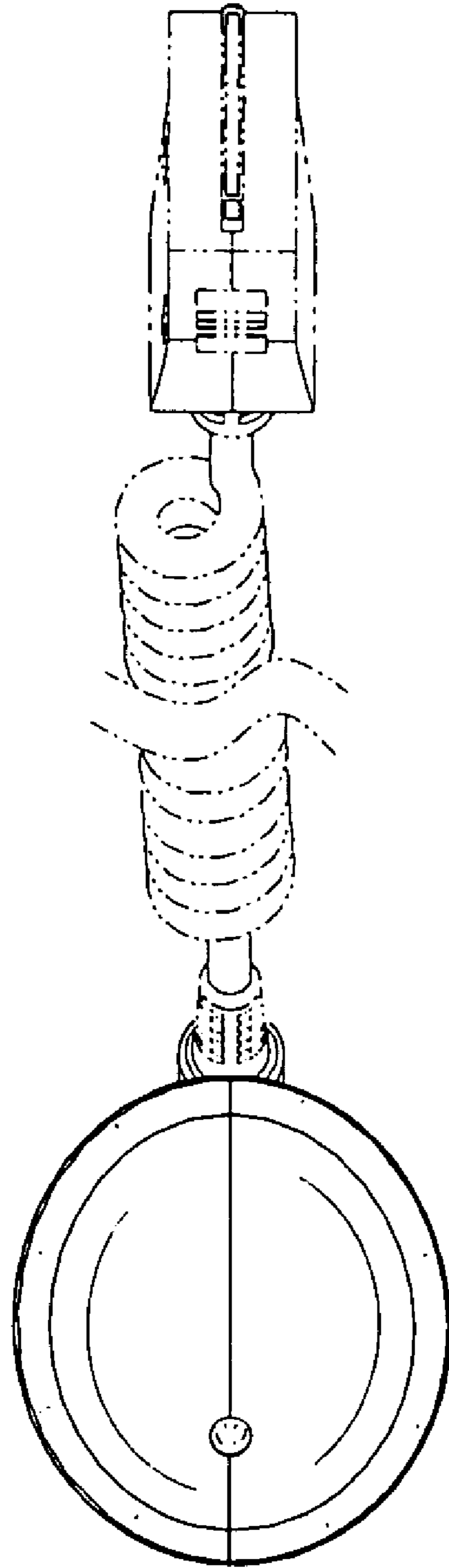


FIG.7