



US00D545273S

(12) **United States Design Patent**
Lee et al.

(10) **Patent No.:** **US D545,273 S**
(45) **Date of Patent:** **** Jun. 26, 2007**

(54) **ELECTRIC OUTLET**

(75) Inventors: **Jong-Gun Lee**, Seoul (KR);
Kyoo-Ryon Ham, Seoul (KR)

(73) Assignee: **Samsung Electronics Co., Ltd.**,
Kyunggi-do (KR)

(**) Term: **14 Years**

(21) Appl. No.: **29/241,313**

(22) Filed: **Oct. 26, 2005**

(51) **LOC (8) Cl.** **13-03**

(52) **U.S. Cl.** **D13/139.3**

(58) **Field of Classification Search** . D13/137.1-137.3,
D13/139.1, 139.3, 184; D14/433; 174/53-58,
174/66; 439/105-107, 535, 650-655, 692
See application file for complete search history.

(56) **References Cited**

U.S. PATENT DOCUMENTS

- 3,034,083 A * 5/1962 Traher 439/101
- 3,140,344 A * 7/1964 Slater et al. 174/67
- 3,199,063 A * 8/1965 Stuart 439/536

D312,241 S * 11/1990 Horn D13/139.6
2005/0039939 A1 * 2/2005 Shotey et al. 174/53

* cited by examiner

Primary Examiner—Alan P. Douglas
Assistant Examiner—Rosemary K. Tarcza

(74) *Attorney, Agent, or Firm*—Flynn, Thiel, Boutell &
Tanis, P.C.

(57) **CLAIM**

The ornamental design for an electric outlet, as shown and described.

DESCRIPTION

FIG. 1 is a top front perspective view of an electric outlet showing our new design;

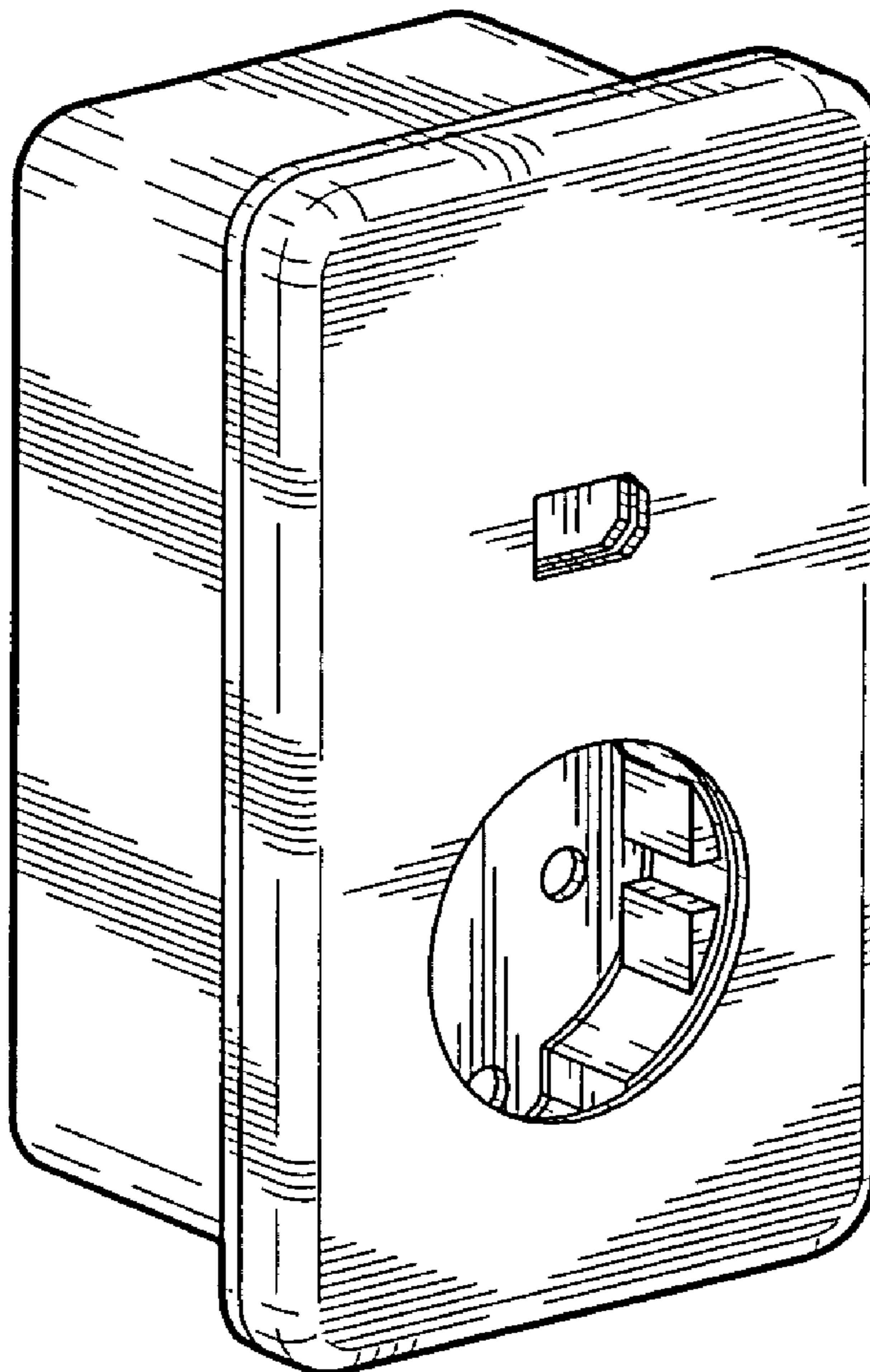
FIG. 2 is a front elevational view thereof;

FIG. 3 is a rear elevational view thereof;

FIG. 4 is a left side elevational view, the right side being symmetrical thereof; and,

FIG. 5 is a top plan view, the bottom plan side being symmetrical thereof.

1 Claim, 3 Drawing Sheets



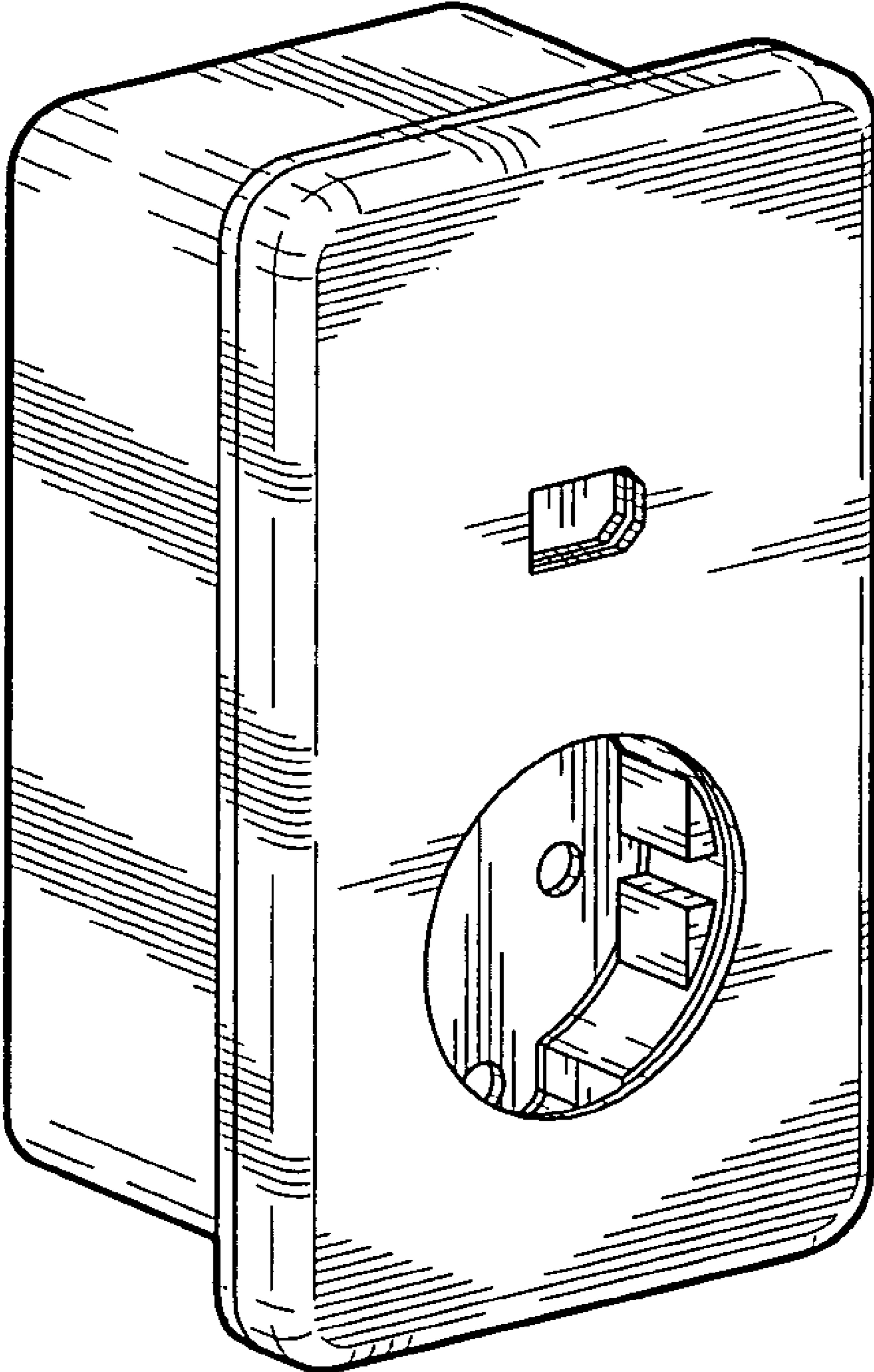


FIG. 1

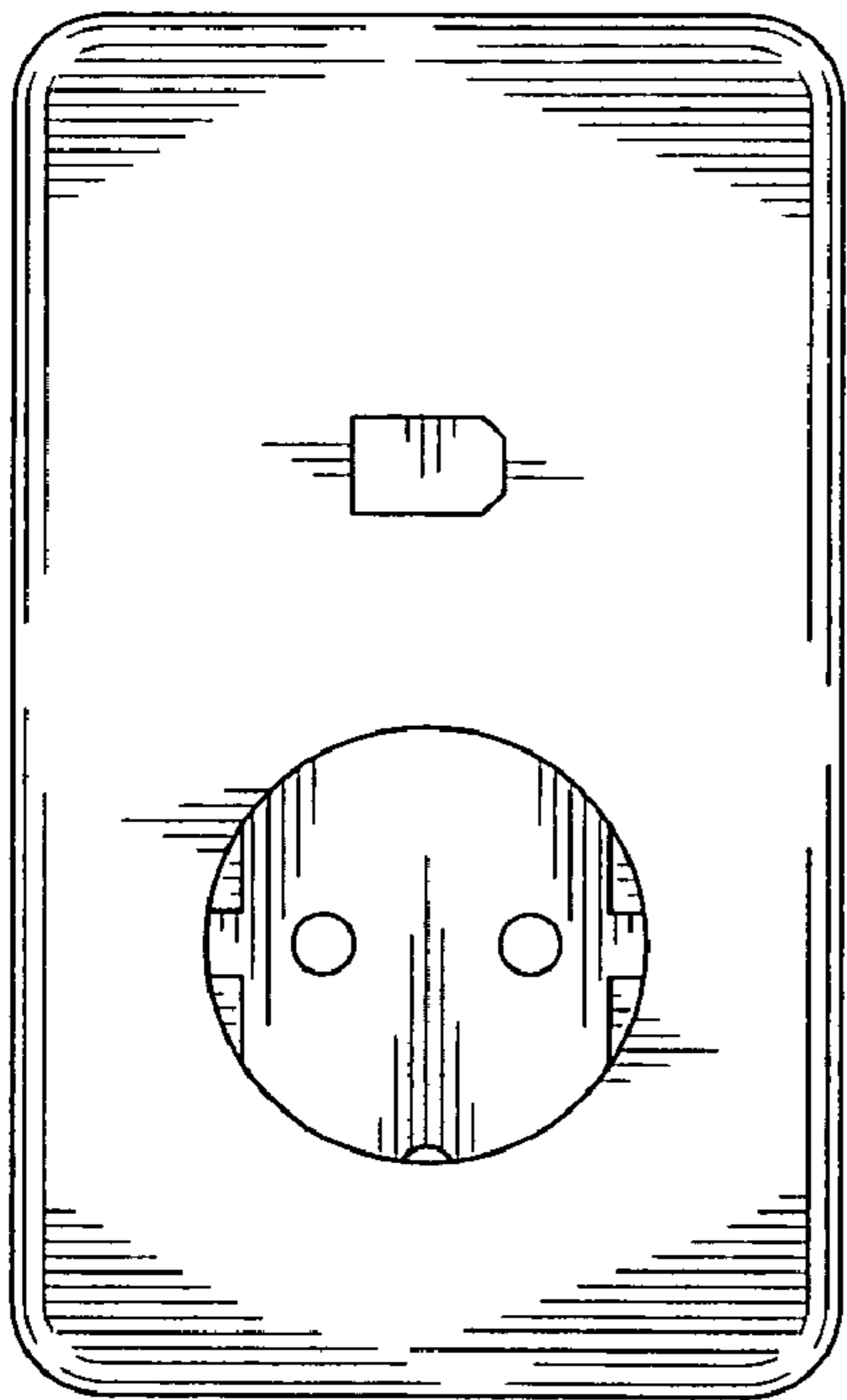


FIG. 2




FIG. 3




FIG. 4

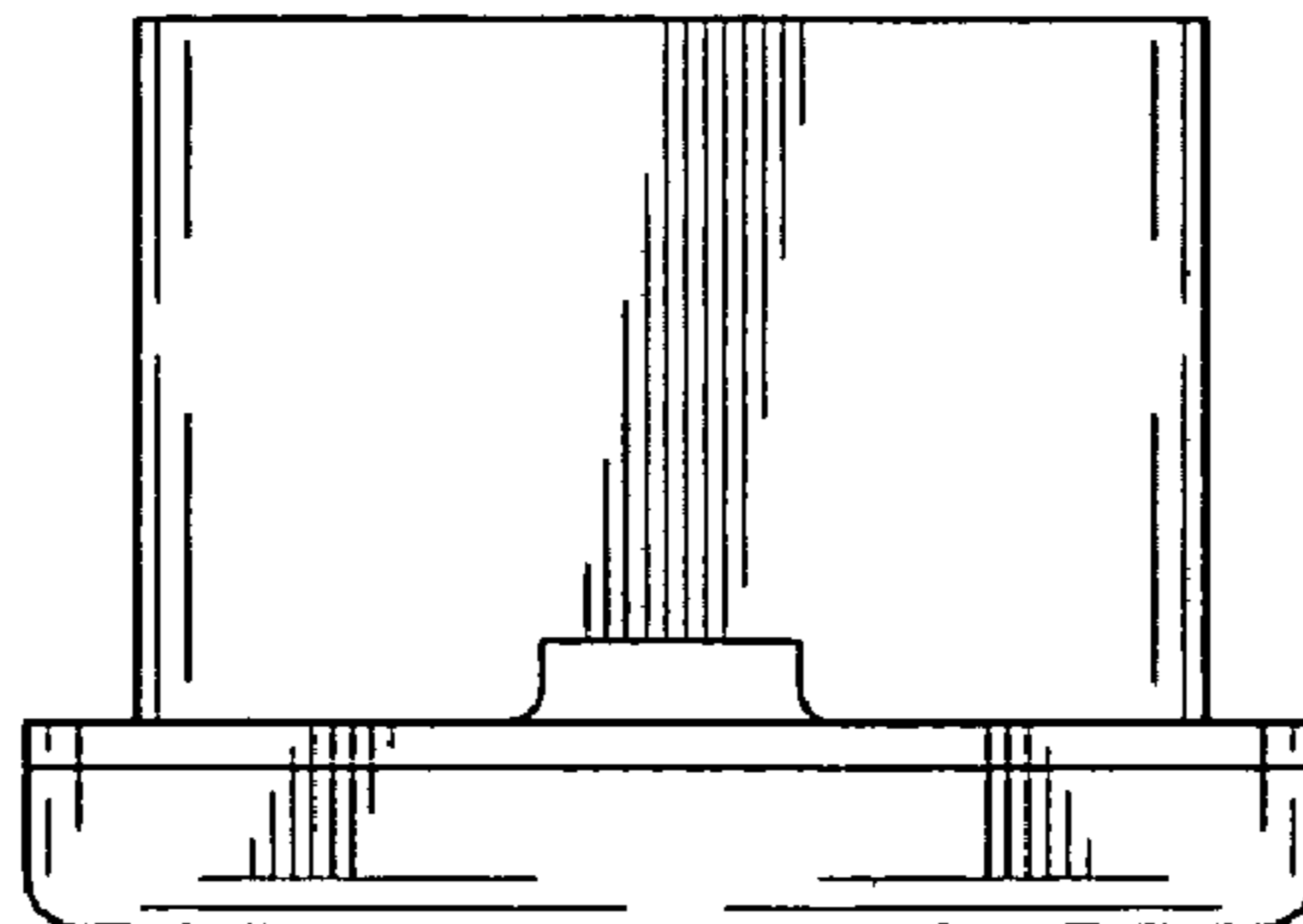


FIG. 5