

US00D545260S

(12) **United States Design Patent**
Beigel et al.

(10) **Patent No.:** **US D545,260 S**

(45) **Date of Patent:** **** Jun. 26, 2007**

(54) **MODESTY PANEL OF A TRUCK VEHICLE**

(75) Inventors: **David J. Beigel**, Payne, OH (US); **Kris K. Timmerman**, Huntertown, IN (US); **Ronald F. Mitchell**, Taylor, MI (US); **Franz Mueller**, Fort Wayne, IN (US); **James M. Oleson**, Palm Coast, FL (US)

(73) Assignee: **International Truck and Engine Corporation Canada**, Warrenville, IL (US)

(**) Term: **14 Years**

(21) Appl. No.: **29/232,331**

(22) Filed: **Jun. 16, 2005**

(51) **LOC (8) Cl.** **12-16**

(52) **U.S. Cl.** **D12/196**

(58) **Field of Classification Search** D12/196,
D12/190, 90-92, 96; 296/56, 57.1, 183,
296/185, 190, 196, 197, 89.11, 89.12

See application file for complete search history.

(56) **References Cited**

U.S. PATENT DOCUMENTS

D431,511 S * 10/2000 Damon et al. D12/196

D432,476 S * 10/2000 Damon et al. D12/196

D496,620 S * 9/2004 Perfetti et al. D12/196

D497,130 S * 10/2004 Perfetti et al. D12/196

D502,134 S * 2/2005 Chan D12/196

* cited by examiner

Primary Examiner—Melody N. Brown

(74) *Attorney, Agent, or Firm*—Jeffrey P. Calfa; Gerald W. Askew; Susan L. Lukasik

(57) **CLAIM**

The ornamental design for a modesty panel of a truck vehicle, as shown and described.

DESCRIPTION

FIG. 1 is a left, front perspective view of a left side embodiment of a modesty panel of a truck vehicle showing our new design;

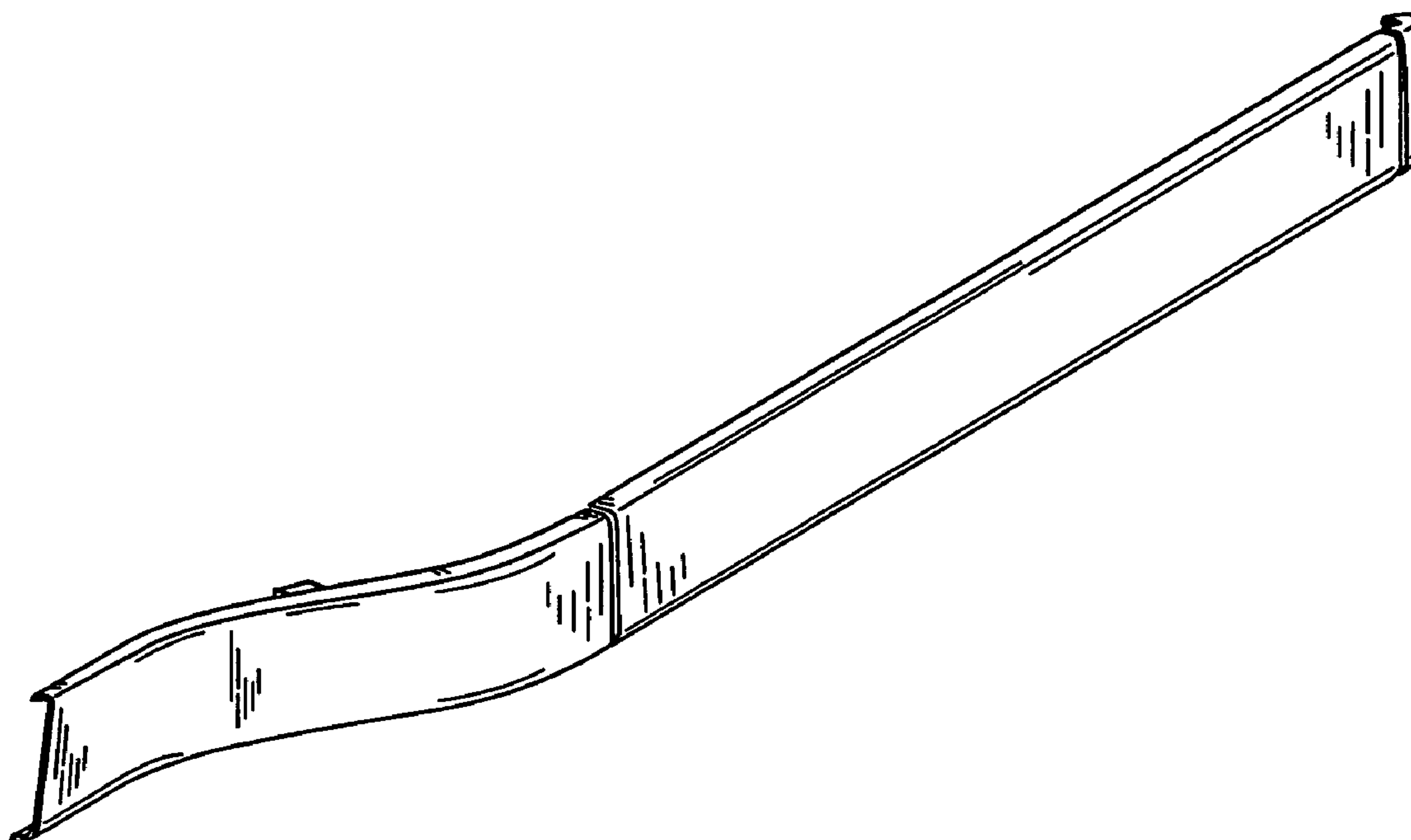
FIG. 2 is a top view thereof;

FIG. 3 is a left side view thereof;

FIG. 4 is a rear view thereof; and,

FIG. 5 is a front view thereof.

1 Claim, 2 Drawing Sheets



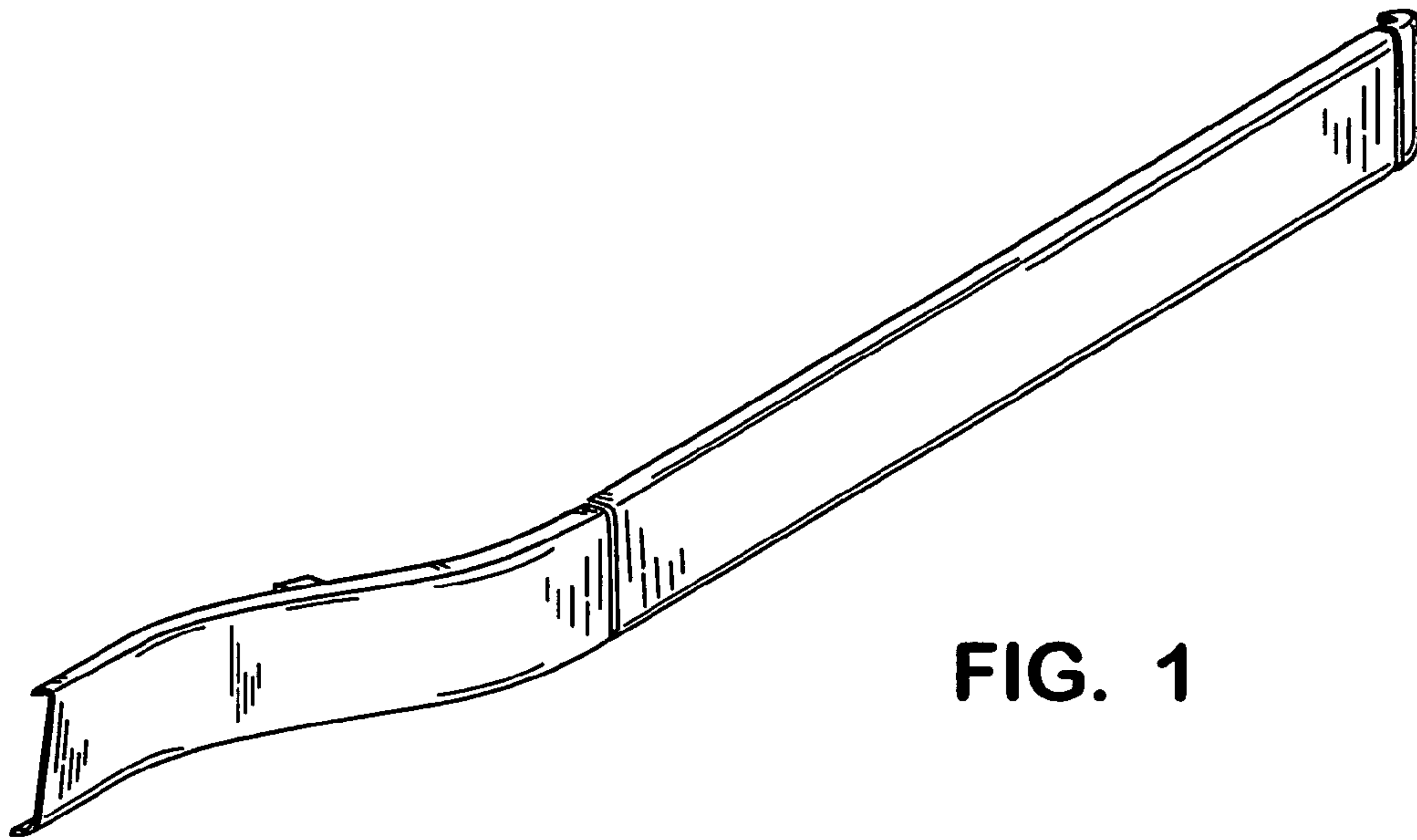


FIG. 1

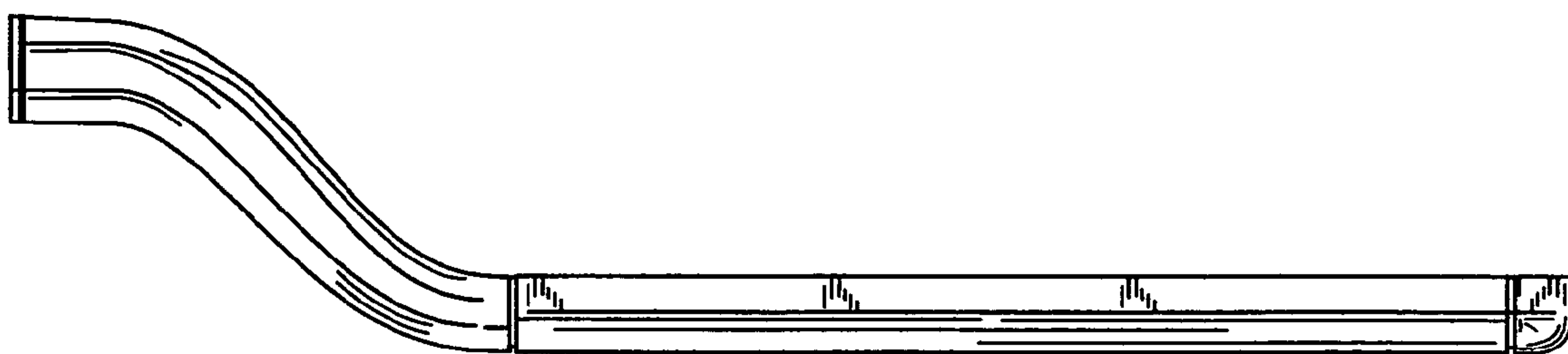


FIG. 2




FIG. 3

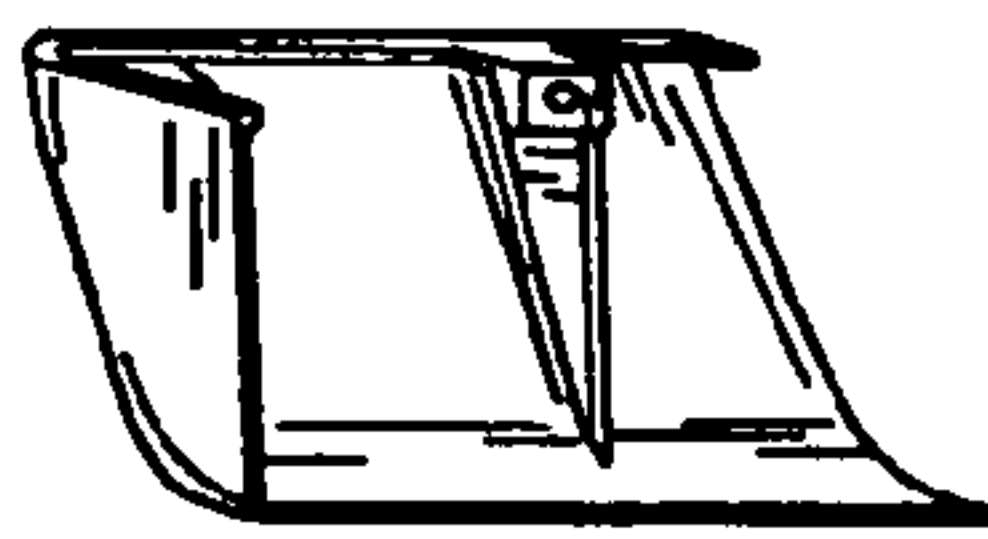


FIG. 4

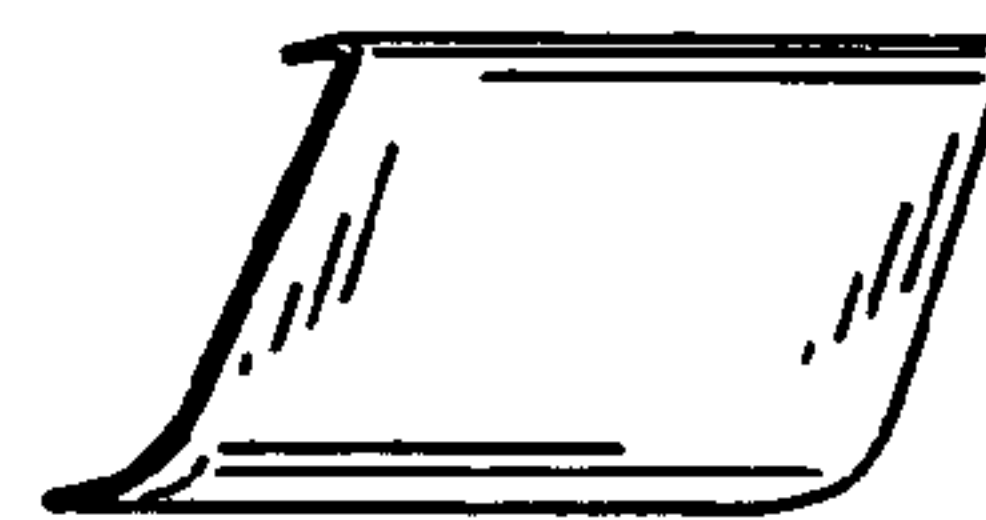


FIG. 5