

US00D545259S

(12) **United States Design Patent**
Stahel, Jr. et al.

(10) **Patent No.:** **US D545,259 S**
(45) **Date of Patent:** **** Jun. 26, 2007**

(54) **LICENSE PLATE COVER**

(75) Inventors: **Alwin J. Stahel, Jr.**, St. Paul, MN
(US); **Brian K. Stahel**, St. Paul, MN
(US)

(73) Assignee: **Altec Products, Inc.**, Ham Lake, MN
(US)

(**) Term: **14 Years**

(21) Appl. No.: **29/259,842**

(22) Filed: **May 16, 2006**

(51) **LOC (8) Cl.** **12-16**

(52) **U.S. Cl.** **D12/193**

(58) **Field of Classification Search** D12/193;
D6/300-303, 310-314; 40/200-203, 207-216;
428/346

See application file for complete search history.

(56) **References Cited**

U.S. PATENT DOCUMENTS

D177,281 S	*	3/1956	Schwartz	D12/193
D311,167 S	*	10/1990	Ching-Hwei	D12/193
D382,240 S	*	8/1997	Francis	D12/193
D416,527 S	*	11/1999	Steinhagen	D12/193
D437,816 S	*	2/2001	Hussaini et al.	D12/193
D489,031 S	*	4/2004	Leibman	D12/193
D516,483 S	*	3/2006	Eidsmore	D12/193

OTHER PUBLICATIONS

Eckler's Quality Parts & Accessories for Corvettes, Corvette Rear License Plate Frame, Velocity Yellow, 2005-2006, 2 pages (<http://www.ecklers.com>), Jun. 27, 2006.

Photographs of Corvett Rear License Plate Frame, referenced in Ref. No. AQ (7 pages), Jun. 27, 2006.

* cited by examiner

Primary Examiner—Stacia Cadmus

(74) *Attorney, Agent, or Firm*—Dicke, Billig & Czaja, PLLC

(57) **CLAIM**

The ornamental design for a license plate cover, as shown and described.

DESCRIPTION

FIG. 1 is a front perspective view of the license plate cover of the present invention.

FIG. 2 is a top plan view of the cover of FIG. 1.

FIG. 3 is an elevational view of a first side of the cover of FIG. 1.

FIG. 4 is an elevational view of a first end of the cover of FIG. 1.

FIG. 5 is a bottom plan view of the cover of FIG. 1.


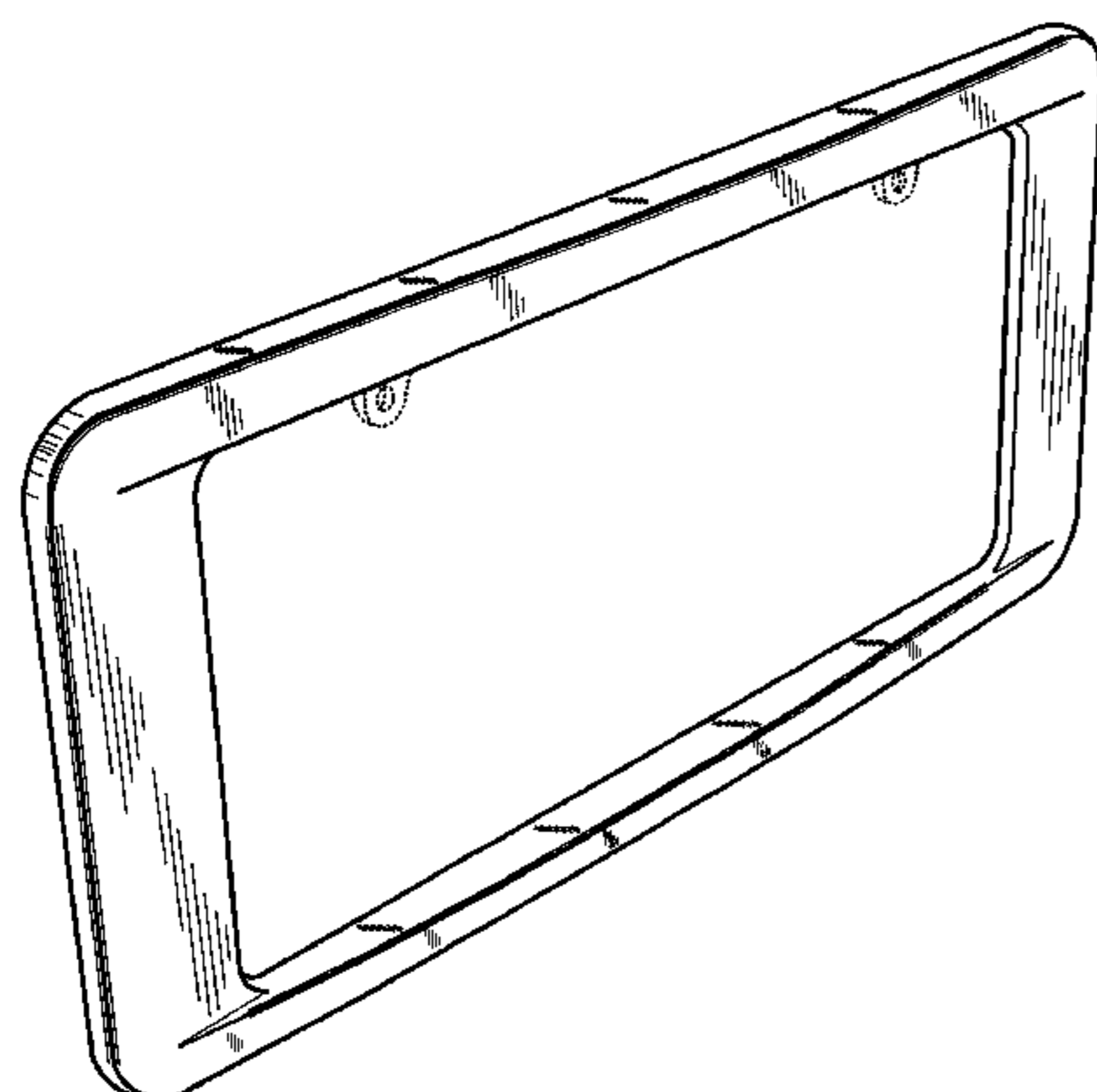
FIG. 6 is an elevational view of a second side of the cover of FIG. 1; and,

FIG. 7 is an elevational view of a second end of the cover of FIG. 1.

Those portions of the cover shown in broken lines are included for illustrative purposes only and form no part of the claimed design.

The license plate cover is shown on an enlarged scale in FIGS. 2-7.

1 Claim, 3 Drawing Sheets



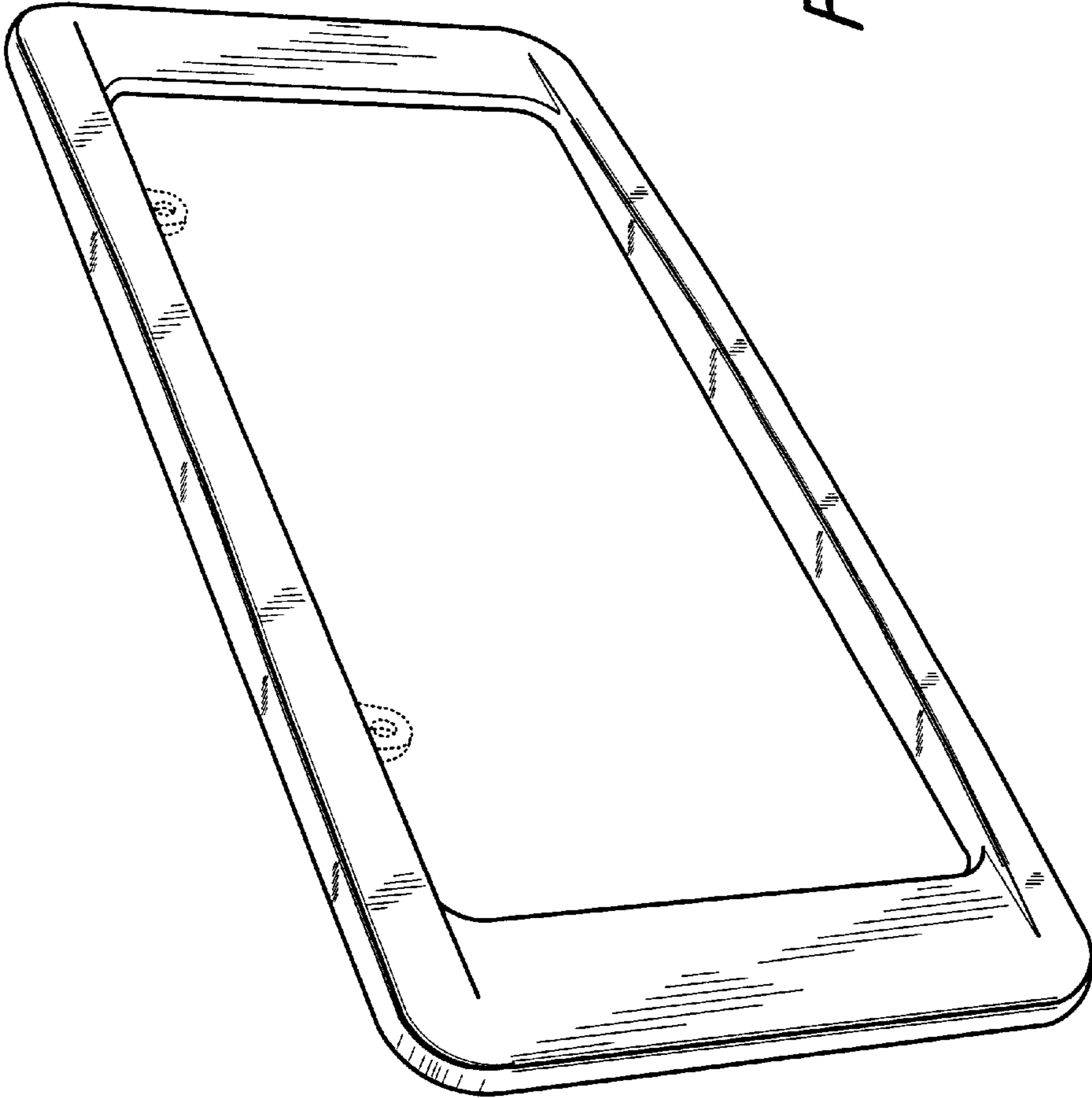


Fig. 1

Fig. 3




Fig. 2




Fig. 4






Fig. 7

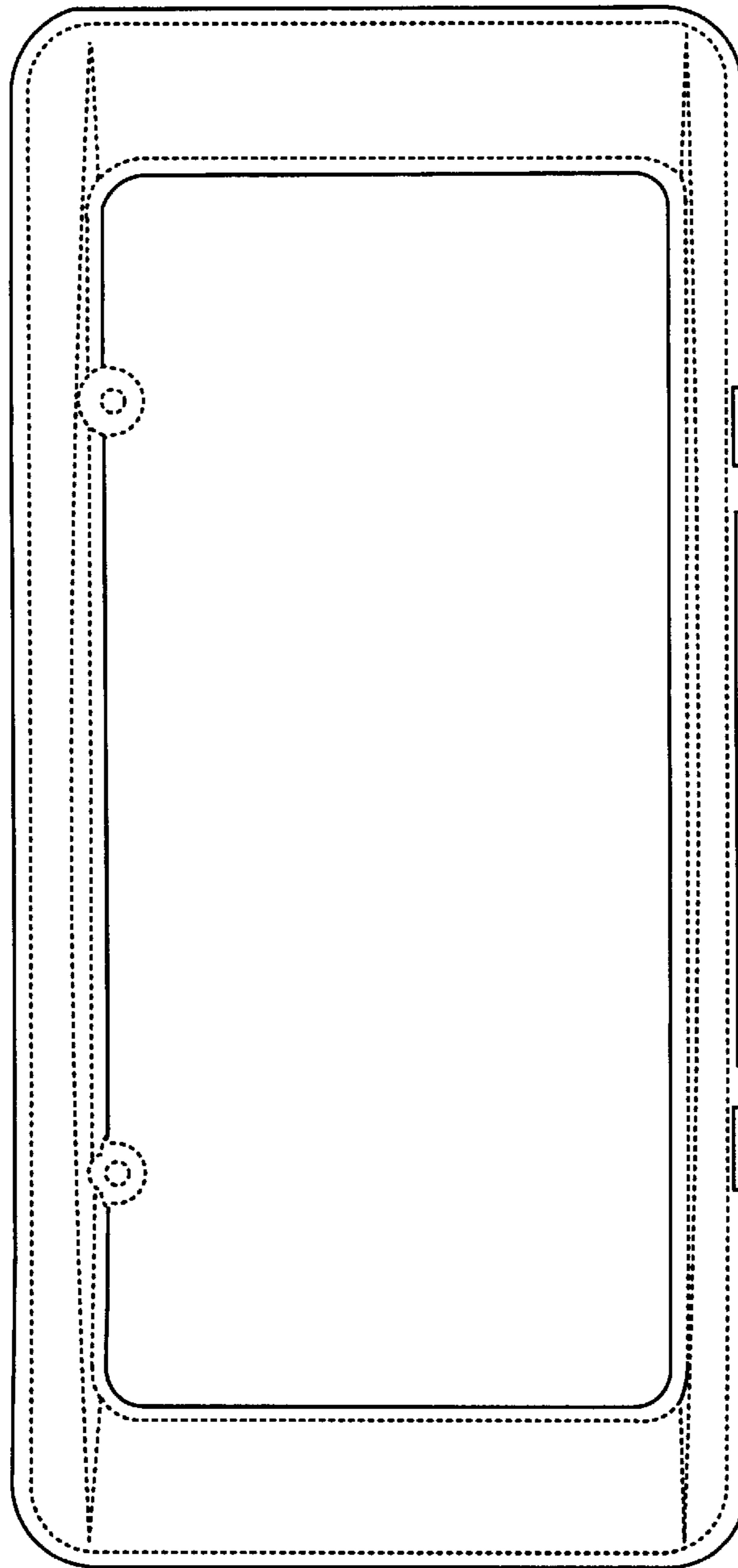


Fig. 5



Fig. 6