

US00D545255S

(12) **United States Design Patent**
Angelo et al.

(10) **Patent No.: US D545,255 S**
(45) **Date of Patent: ** Jun. 26, 2007**

(54) **TRUCK QUARTER FENDER**

(75) Inventors: **Gerald Jay Angelo**, Bellevue, WA (US); **Wayne K Simons**, Kent, WA (US); **Daniel R Kieffer**, Kirkland, WA (US); **Daniel Farmer**, Coupeville, WA (US)

(73) Assignee: **Paccar Inc**, Bellevue, WA (US)

(**) Term: **14 Years**

(21) Appl. No.: **29/265,499**

(22) Filed: **Aug. 31, 2006**

(51) **LOC (8) Cl.** **12-16**

(52) **U.S. Cl.** **D12/184; D12/173**

(58) **Field of Classification Search** D12/173, D12/96, 97, 184; 180/69.2, 89.12, 89.13, 180/89.67, 89.7; 296/184.1

See application file for complete search history.

(56) **References Cited**

U.S. PATENT DOCUMENTS

D291,872 S	9/1987	Simons et al.
D291,982 S	9/1987	Simons et al.
D307,731 S	5/1990	Kerney et al.
D308,032 S	5/1990	Kerney et al.
D312,805 S	12/1990	Marlowe et al.
D313,966 S	1/1991	Marlowe et al.
D320,583 S	10/1991	Simons et al.
D329,214 S	9/1992	Marlowe et al.

(Continued)

OTHER PUBLICATIONS

Kenworth Truck Company W900 brochure, Kirkland, Wash, 2005.

(Continued)

Primary Examiner—Melody N. Brown

(74) *Attorney, Agent, or Firm*—Christensen O'Connor Johnson Kindness PLLC

(57) **CLAIM**

The ornamental design for truck quarter fenders, as shown and described.

DESCRIPTION

FIG. 1 is a rear perspective view of a truck quarter fender showing a first embodiment of our new design;

FIG. 2 is a top plan view of the truck quarter fender of FIG. 1;

FIG. 3 is a bottom plan view of the truck quarter fender of FIG. 1;

FIG. 4 is a front elevational view of the truck quarter fender of FIG. 1;

FIG. 5 is a rear elevational view of the truck quarter fender of FIG. 1;

FIG. 6 is a left side elevational view of the truck quarter fender of FIG. 1;

FIG. 7 is a right side elevational view of the truck quarter fender of FIG. 1;

FIG. 8 is a front perspective view of a truck quarter fender showing a second embodiment of our new design;

FIG. 9 is a top plan view of the truck quarter fender of FIG. 8;

FIG. 10 is a bottom plan view of the truck quarter fender of FIG. 8;

FIG. 11 is a front elevational view of the truck quarter fender of FIG. 8;

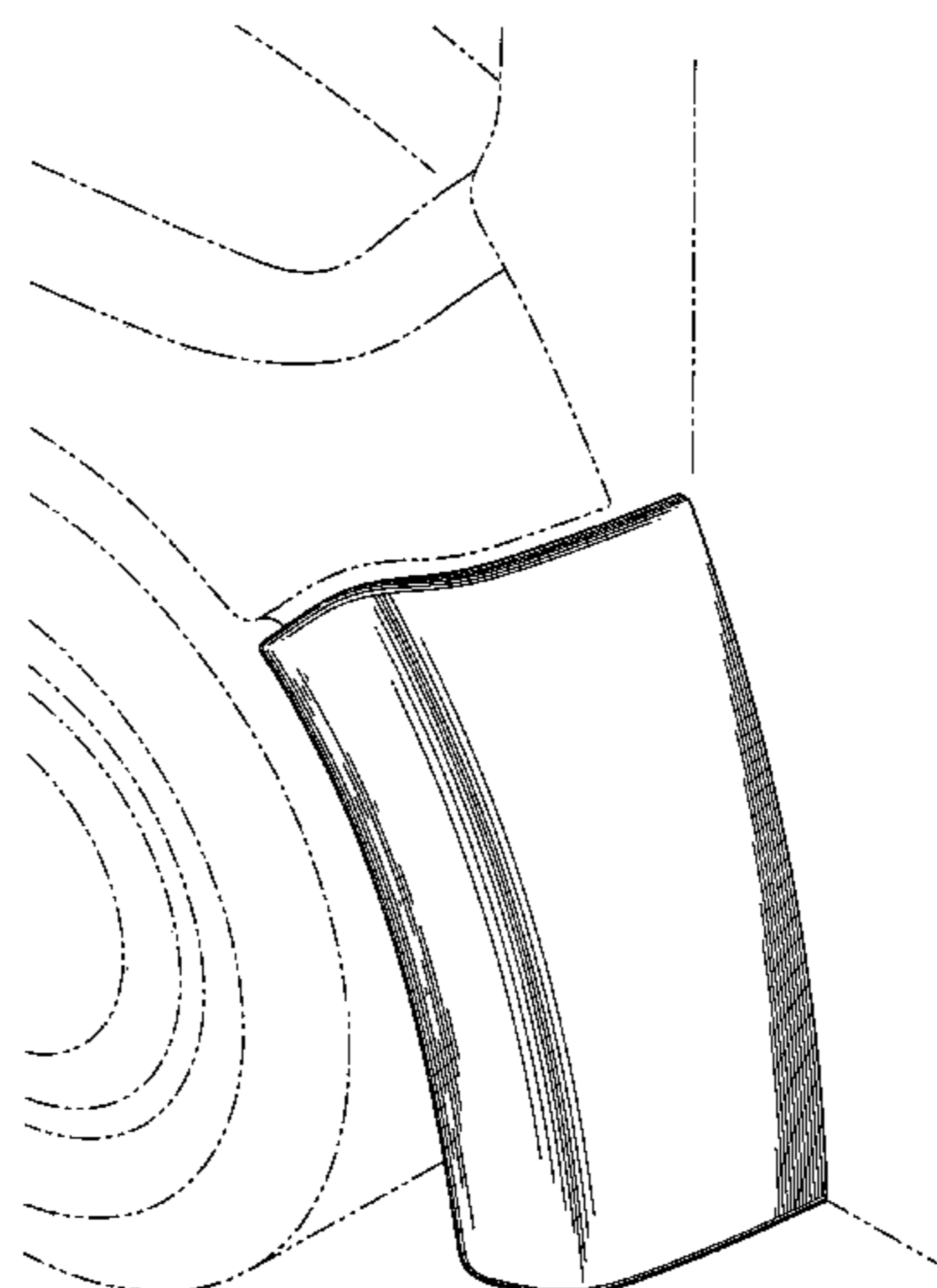
FIG. 12 is a rear elevational view of the truck quarter fender of FIG. 8;

FIG. 13 is a left side elevational view of the truck quarter fender of FIG. 8; and,

FIG. 14 is a right side elevational view of the truck quarter fender of FIG. 8.

The broken lines in the drawings form no part of the claimed design.

1 Claim, 12 Drawing Sheets



US D545,255 S

Page 2

U.S. PATENT DOCUMENTS

D366,638 S	1/1996	Tucker et al.	D465,749 S	11/2002	Beigel
D366,640 S	1/1996	Tucker et al.	D466,450 S	12/2002	Maher et al.
D382,841 S	8/1997	Norwood et al.	D475,657 S	6/2003	Wong et al.
D382,844 S	8/1997	Norwood et al.	D482,993 S	12/2003	Conway et al.
D384,019 S	9/1997	Meryman et al.	D484,077 S	12/2003	Conway et al.
D395,860 S	7/1998	Meryman et al.	D486,102 S	2/2004	Perfetti et al.
D400,835 S	11/1998	Le Quement et al.	D488,112 S	4/2004	Satou
D401,198 S	11/1998	Mueller et al.	D490,749 S	6/2004	Satou et al.
D403,636 S	1/1999	Meryman et al.	D492,921 S	7/2004	Perfetti et al.
D411,140 S	6/1999	Meryman et al.	D497,581 S	10/2004	Conway et al.
D411,494 S	6/1999	Meryman et al.	D502,904 S	3/2005	Delashaw et al.
D412,689 S	8/1999	Onopa	D504,642 S	5/2005	Perfetti et al.
D422,251 S	4/2000	Bader et al.	D511,727 S	11/2005	Shaw et al.
D423,990 S	5/2000	Meryman et al.	D524,204 S *	7/2006	Beigel D12/184
D424,489 S	5/2000	Damon et al.			
D425,450 S	5/2000	Barraclough et al.			
D431,806 S	10/2000	Damon et al.			
D433,980 S	11/2000	Conway et al.			
D433,981 S	11/2000	Davis et al.			
D434,347 S	11/2000	Damon et al.			
D434,358 S	11/2000	Conway et al.			
D435,816 S	1/2001	Delashaw et al.			
D436,563 S	1/2001	Delashaw et al.			
D436,894 S	1/2001	Barraclough et al.			
D437,258 S	2/2001	Meryman et al.			
D437,570 S	2/2001	Meryman et al.			
D446,175 S	8/2001	Hoyle, Jr.			
D450,277 S	11/2001	Onopa			
D455,381 S	4/2002	Maher et al.			
D460,023 S	7/2002	Beigel			

OTHER PUBLICATIONS

Kenworth Truck Company W900 brochure, Kirkland, Wash, 2002.
Kenworth Truck Company W900 brochure, Kirkland, Wash, 1996.
Kenworth Truck Company T2000 brochure, Kirkland, Wash, 2005.
Kenworth Truck Company T2000 brochure, Kirkland, Wash, 2002.
Kenworth Truck Company T800 brochure, Kirkland, Wash, 2005.
Kenworth Truck Company T800 brochure, Kirkland, Wash, 2003.
Kenworth Truck Company T800 brochure, Kirkland, Wash, 2002.
Kenworth Truck Company T600 brochure, Kirkland, Wash, 2005.
Kenworth Truck Company T600 brochure, Kirkland, Wash, 2002.
Kenworth Truck Company T600 brochure, Kirkland, Wash, 1996.
Kenworth Truck Company T300 brochure, Kirkland, Wash, 2005.
Kenworth Truck Company T300 brochure, Kirkland, Wash, 2001.

* cited by examiner

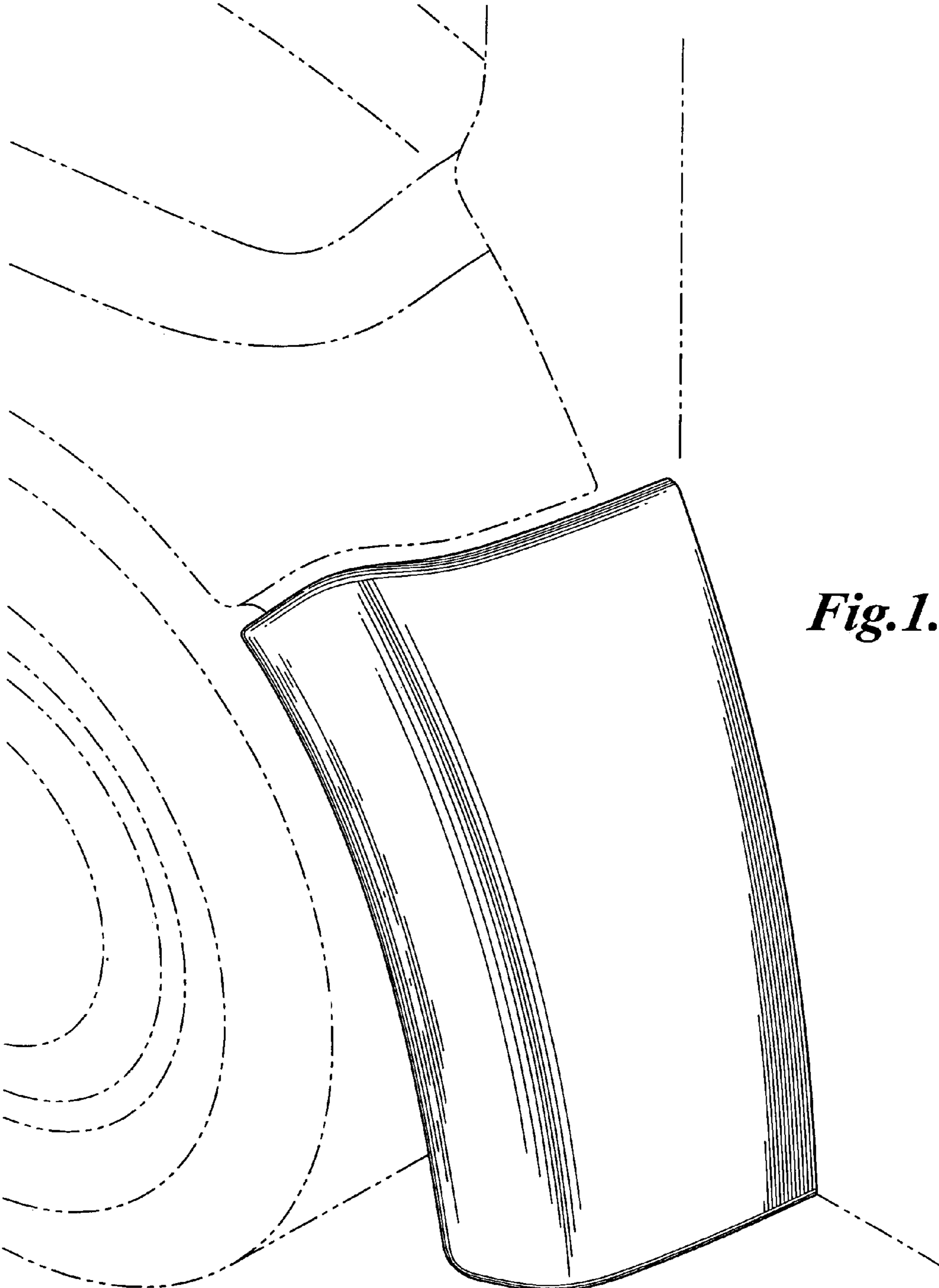


Fig. 1.

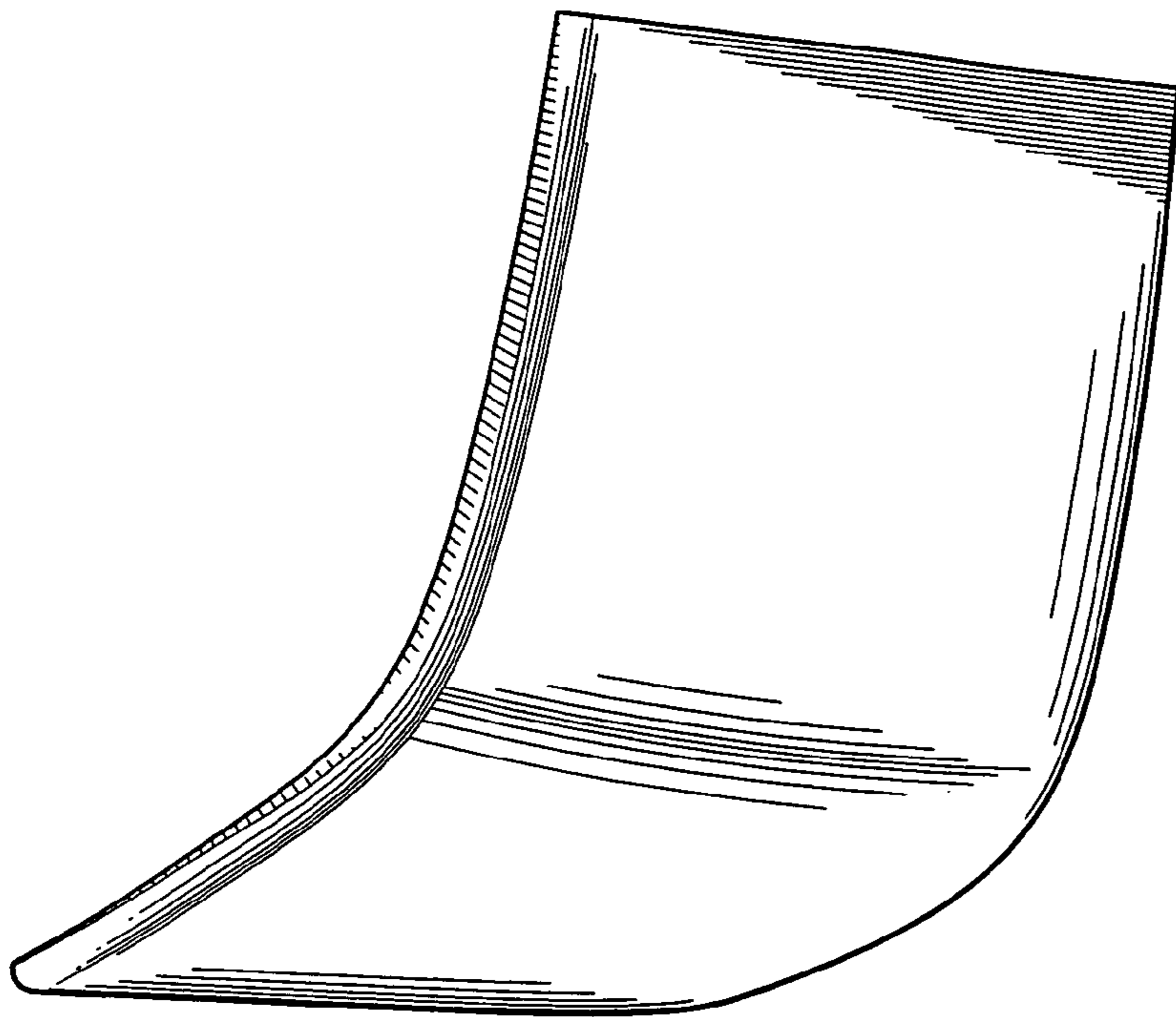


Fig. 2.

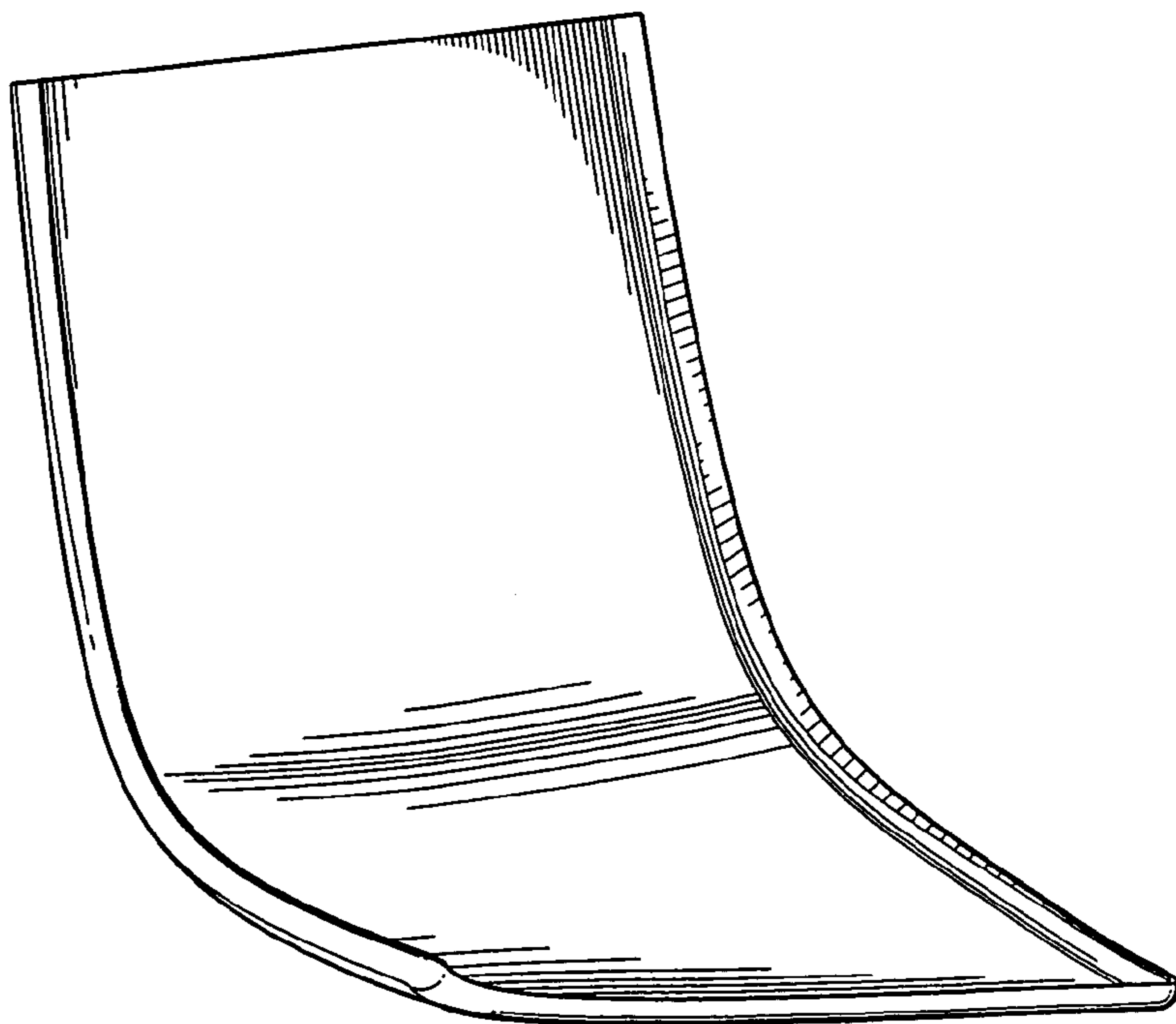


Fig. 3.

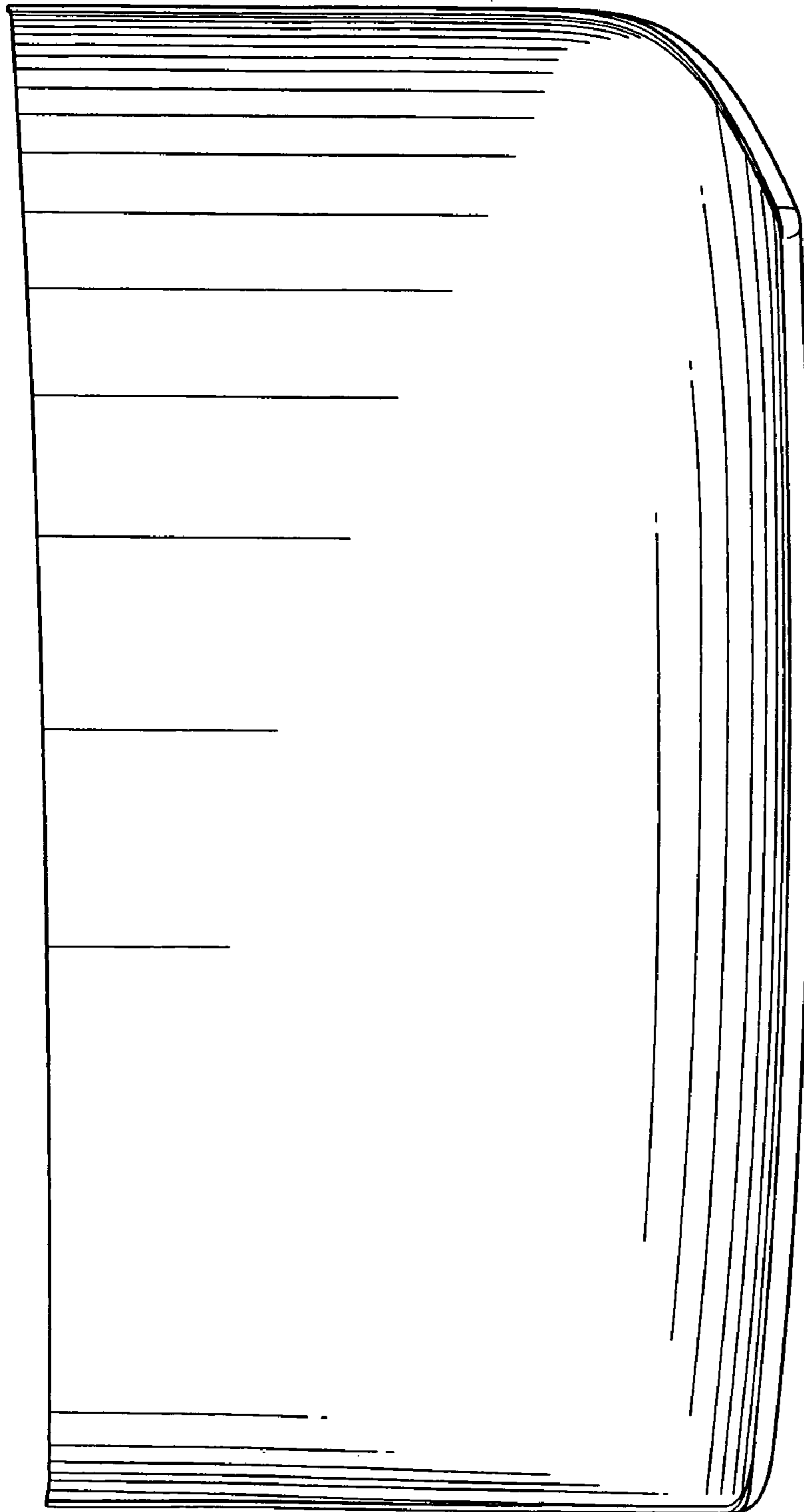


Fig. 4.




Fig. 5.

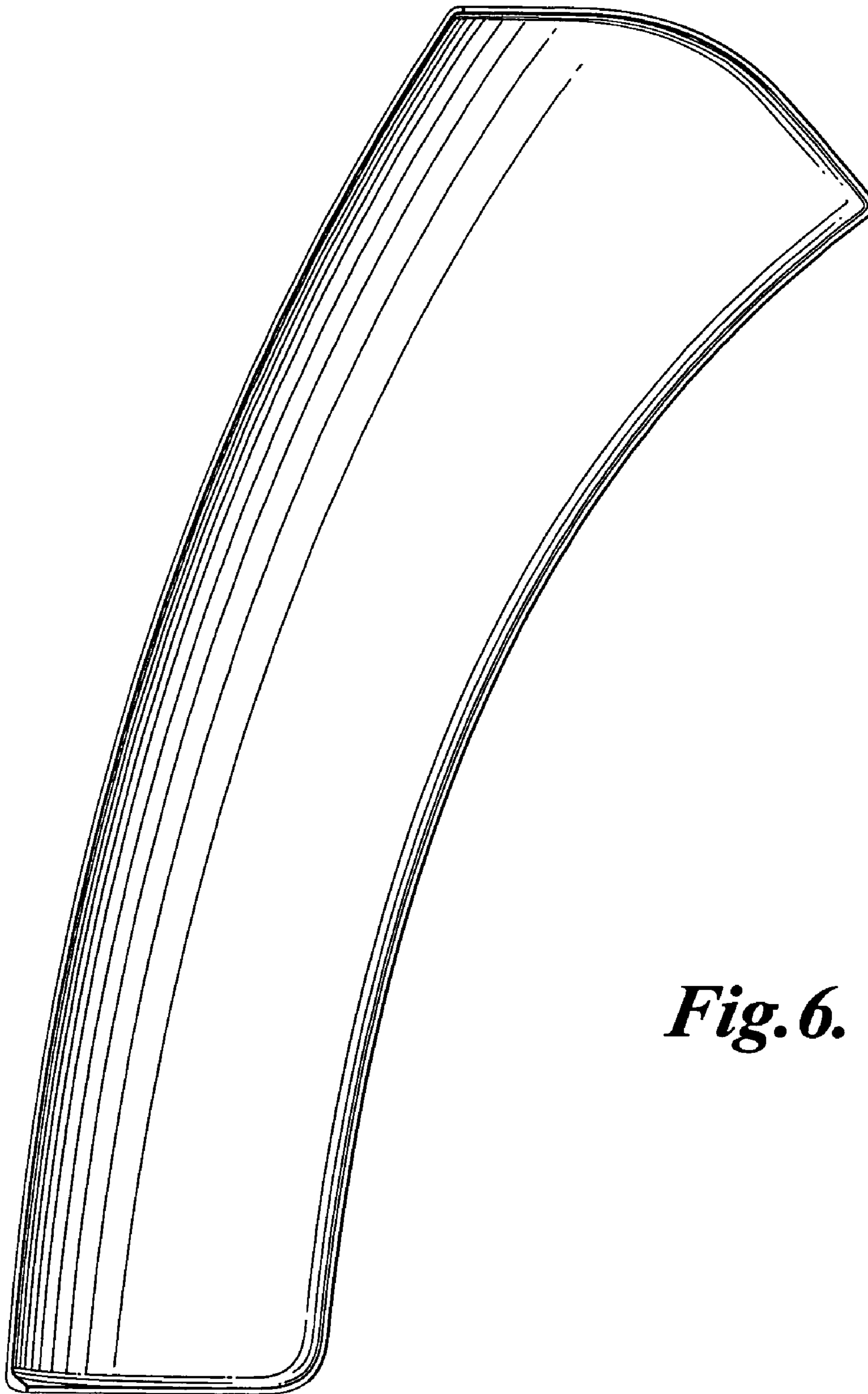


Fig. 6.

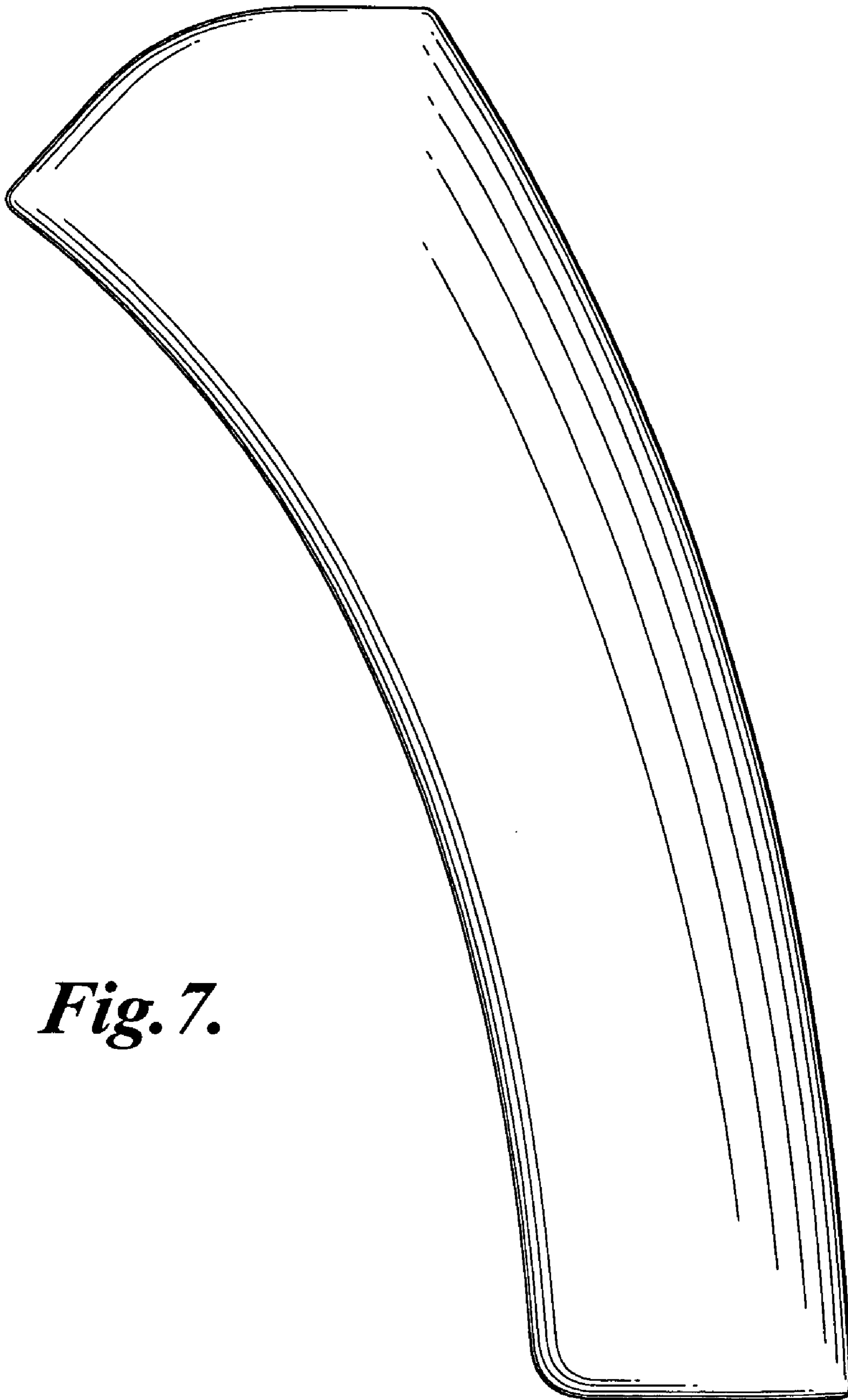


Fig. 7.

Fig. 8.

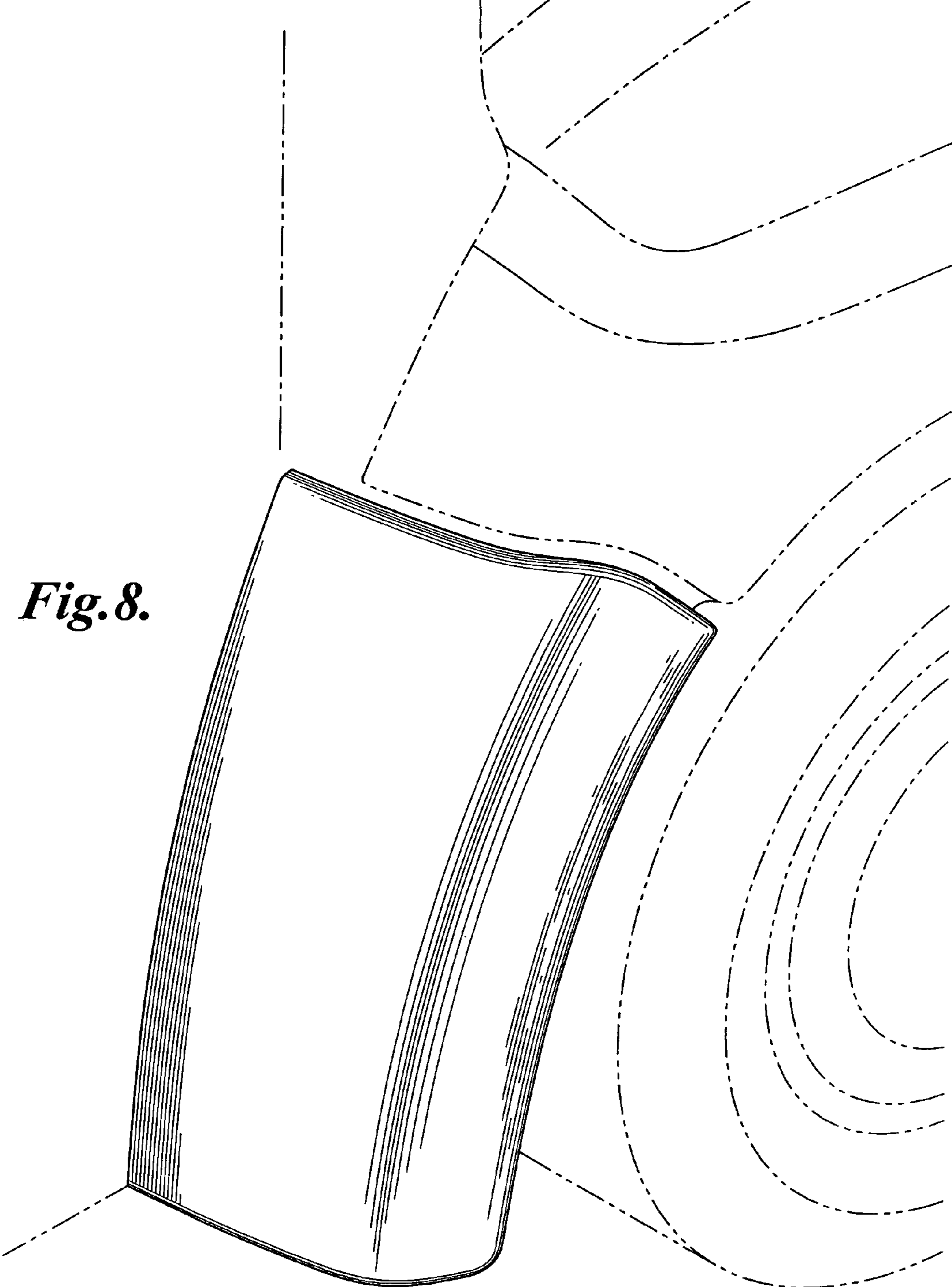


Fig. 9.

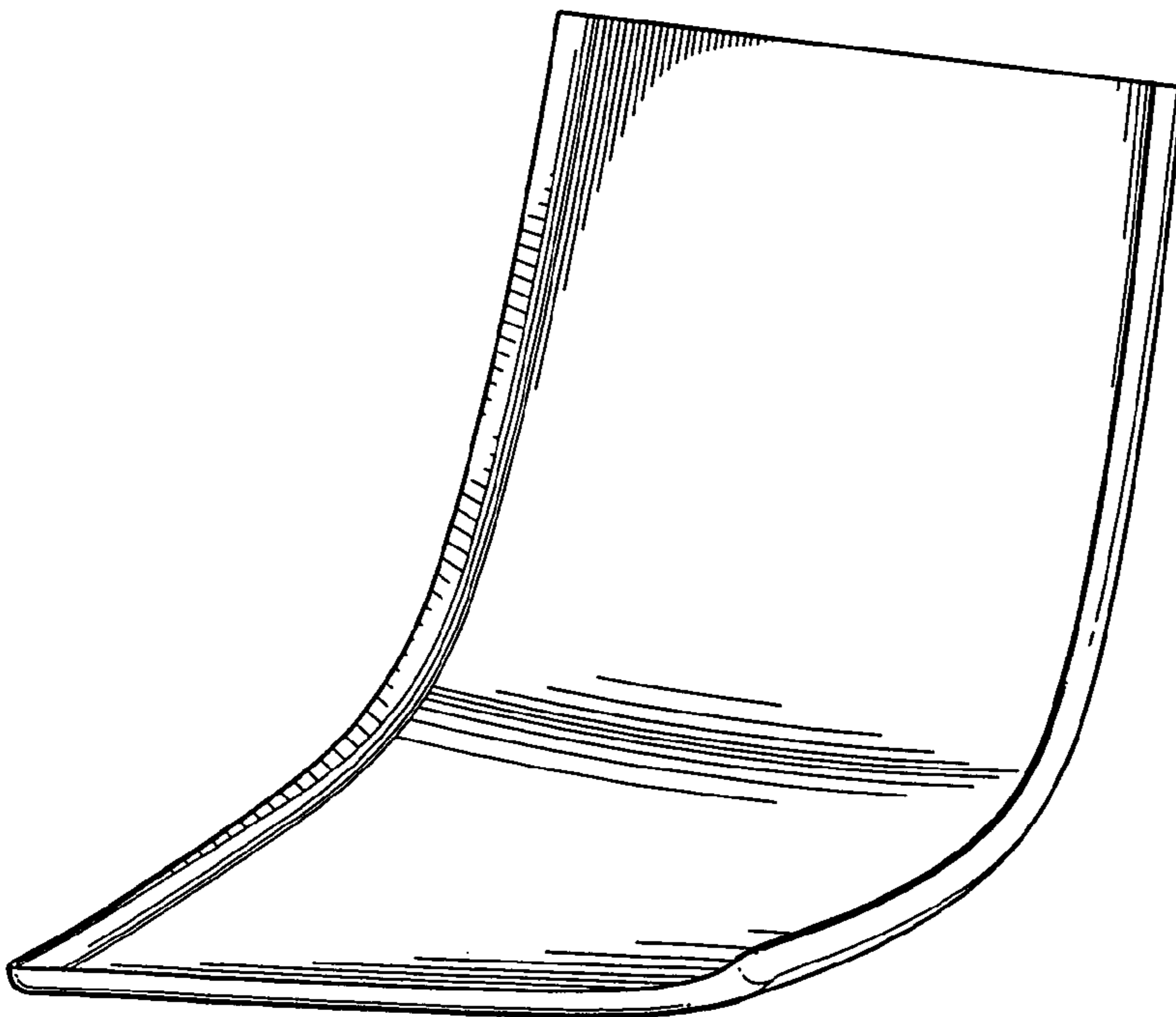
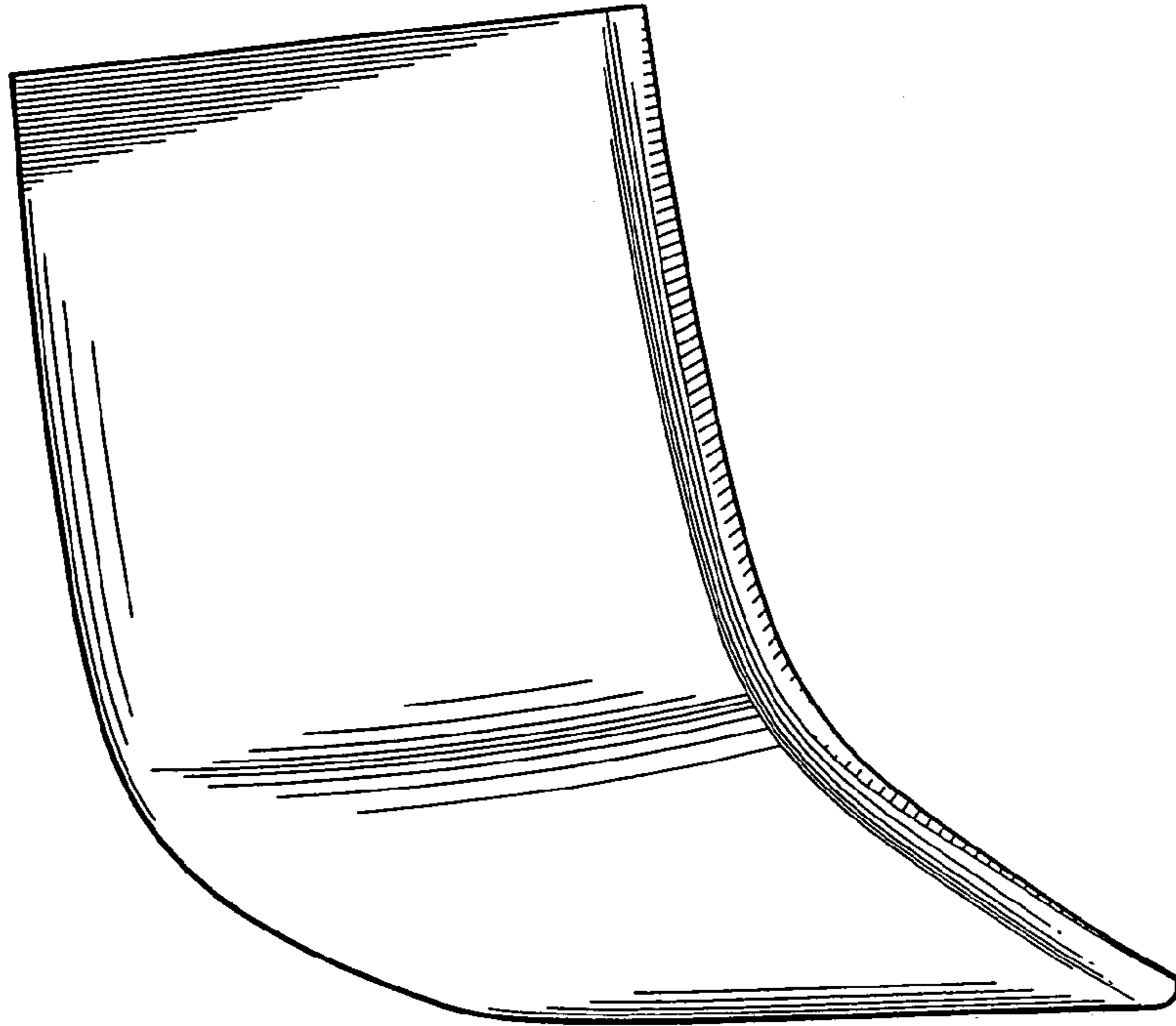


Fig. 10.

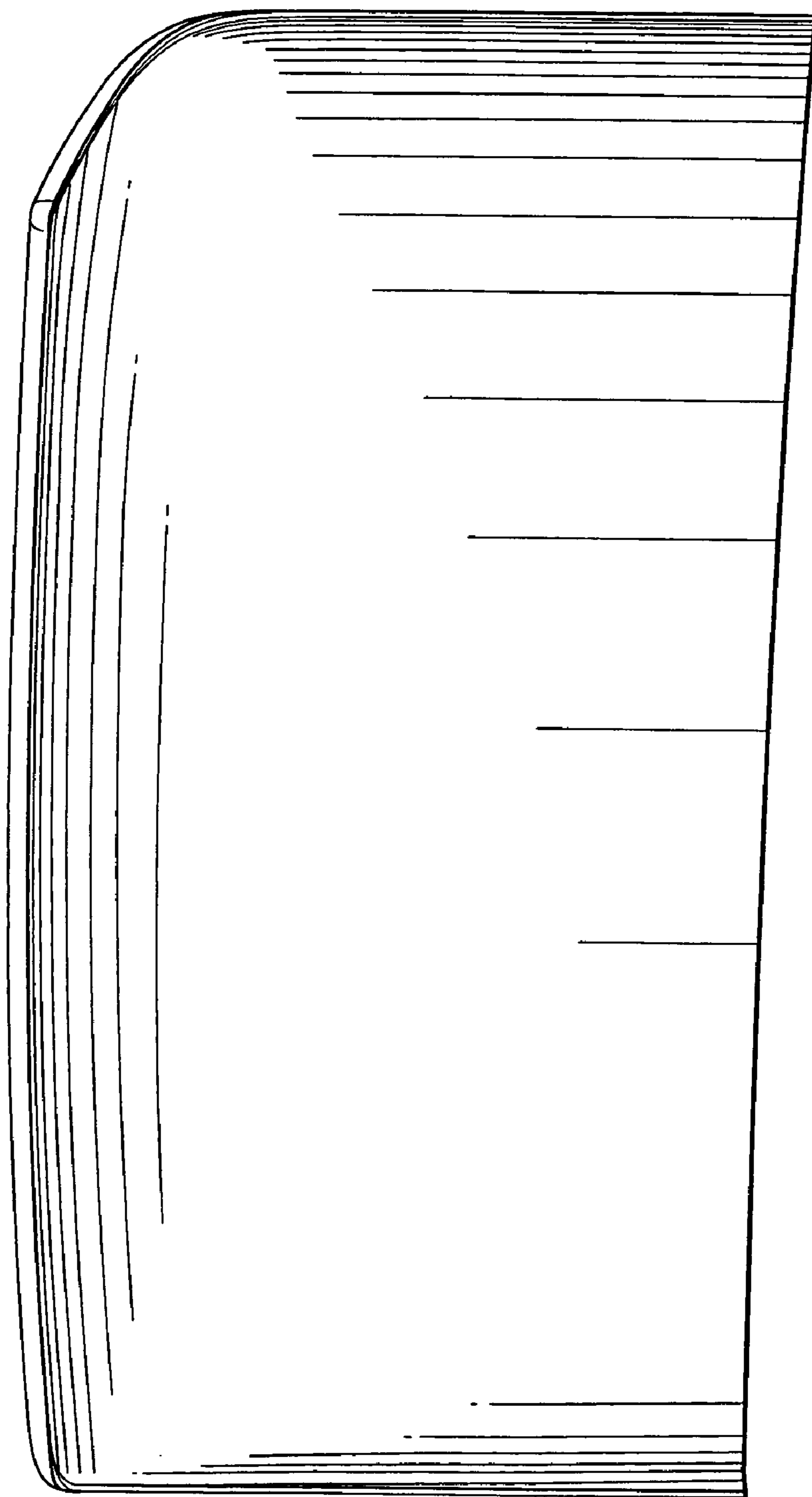


Fig. 11.




Fig. 12.

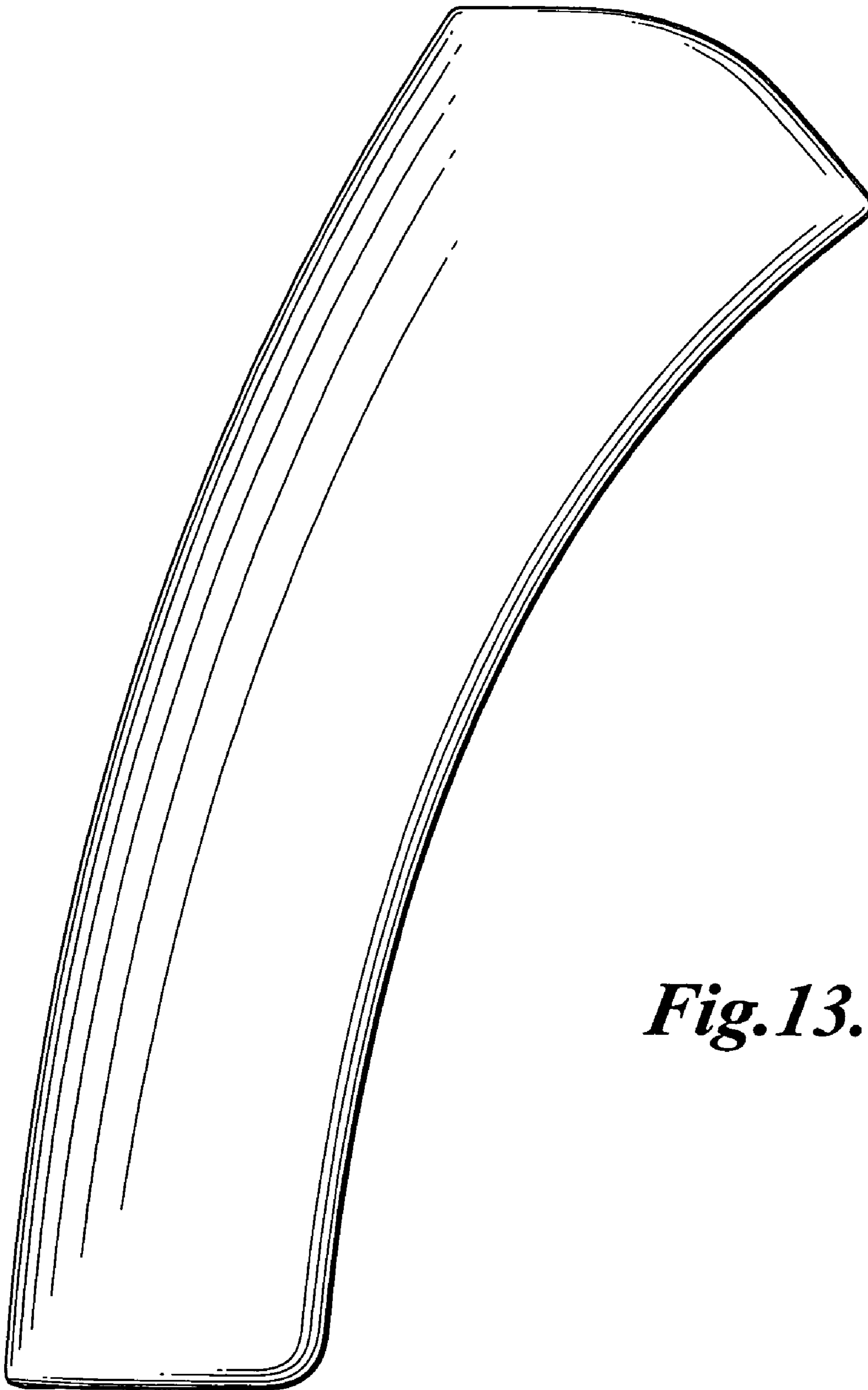


Fig. 13.

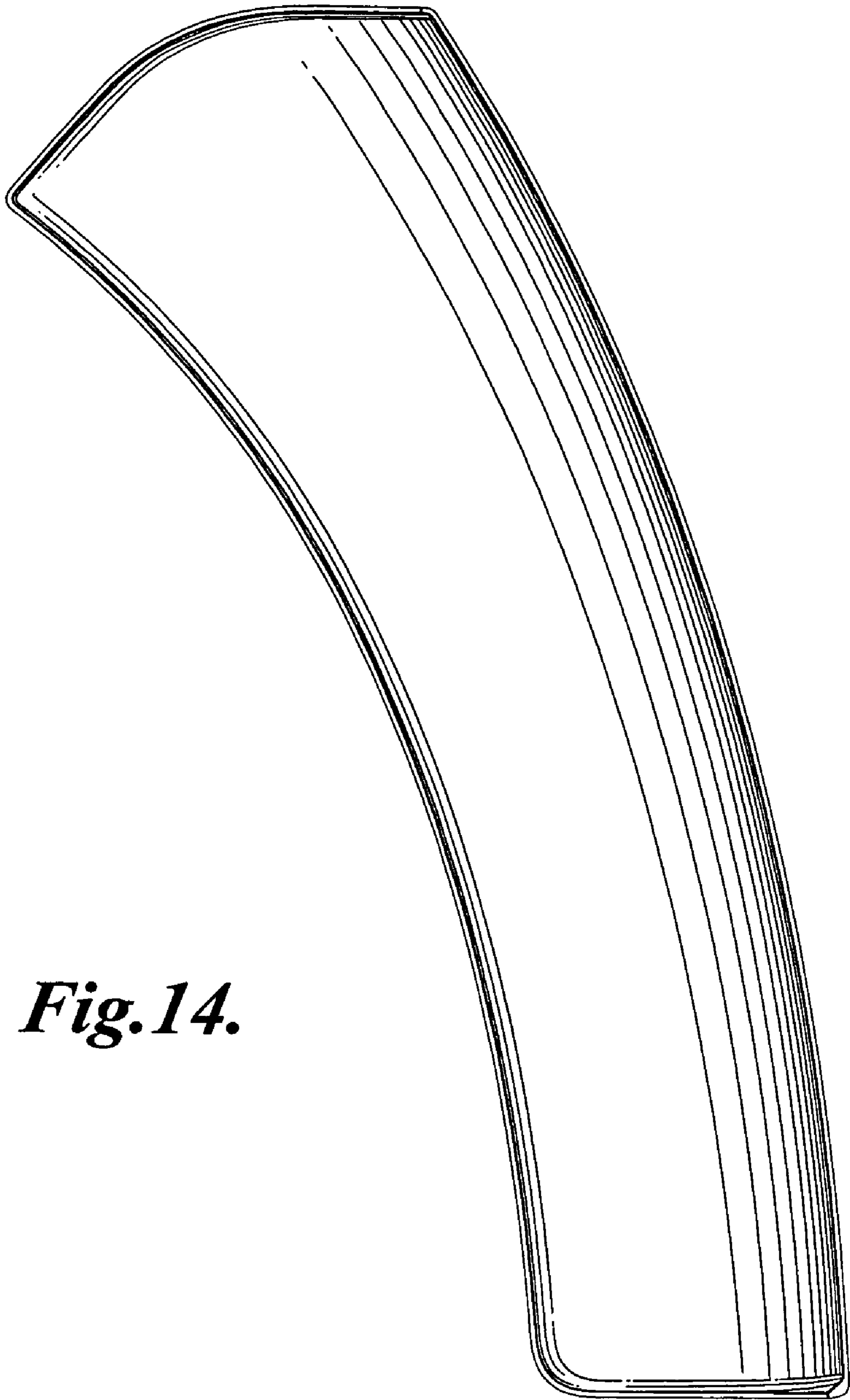


Fig. 14.