



US00D545242S

(12) **United States Design Patent**  
**Poteet**

(10) **Patent No.:** **US D545,242 S**

(45) **Date of Patent:** **\*\* Jun. 26, 2007**

(54) **PLAQUE**

(75) **Inventor:** **Michael A. Poteet**, 13424 SE. Parkside Dr., Happy Valley, OR (US) 97236

(73) **Assignee:** **Michael A. Poteet**, Happy Valley, OR (US)

(\*\*) **Term:** **14 Years**

(21) **Appl. No.:** **29/251,592**

(22) **Filed:** **Jan. 9, 2006**

(51) **LOC (8) Cl.** ..... **11-02**

(52) **U.S. Cl.** ..... **D11/132**

(58) **Field of Classification Search** ..... D6/300-314, D6/470; D9/418, 424, 430-432, 600, 667, D9/669, 670, 721; D11/132-140, 164, 166, D11/181; D3/269, 270; 428/13, 14, 542.2, 428/542.4, 542.6, 913.3; 206/216, 494, 573, 206/775, 779, 822; 40/700, 722, 724, 725, 40/743, 798, 800; 229/115

See application file for complete search history.

(56) **References Cited**

**U.S. PATENT DOCUMENTS**

- 2,458,349 A \* 1/1949 Cross ..... 40/772
- 2,535,149 A \* 12/1950 McBride ..... 206/216
- 2,841,272 A \* 7/1958 Dreier ..... 206/213
- 3,038,272 A \* 6/1962 Colston ..... 428/542.6
- D267,686 S \* 1/1983 Dawson ..... D6/559
- 4,879,145 A 11/1989 McLellan et al.
- D310,454 S 9/1990 Beasley
- D318,198 S 7/1991 Francetic
- 5,056,657 A \* 10/1991 Frye ..... 206/494

- 5,057,344 A \* 10/1991 Mealey ..... 428/13
- D323,257 S 1/1992 Cornwell
- D335,784 S \* 5/1993 Guilfoil, Sr. .... D6/470
- D337,460 S 7/1993 Tannehill, II et al.
- 5,286,558 A \* 2/1994 Seo et al. .... 428/304.4
- D348,233 S \* 6/1994 Crowley ..... D11/132
- D352,191 S \* 11/1994 Zorian ..... D6/470
- D433,584 S \* 11/2000 Wujastyk ..... D6/470
- D464,591 S \* 10/2002 Czaja ..... D11/166
- D465,109 S \* 11/2002 Bannister ..... D6/470
- D496,738 S \* 9/2004 Sherman ..... D25/115

\* cited by examiner

*Primary Examiner*—Catherine Tuttle

(74) *Attorney, Agent, or Firm*—Banner & Witcoff, Ltd.

(57) **CLAIM**

The ornamental design for a plaque, as shown and described.

**DESCRIPTION**

FIG. 1 is a front perspective view of a plaque showing my new design;

FIG. 2 is a top view thereof;

FIG. 3 is a front view thereof;

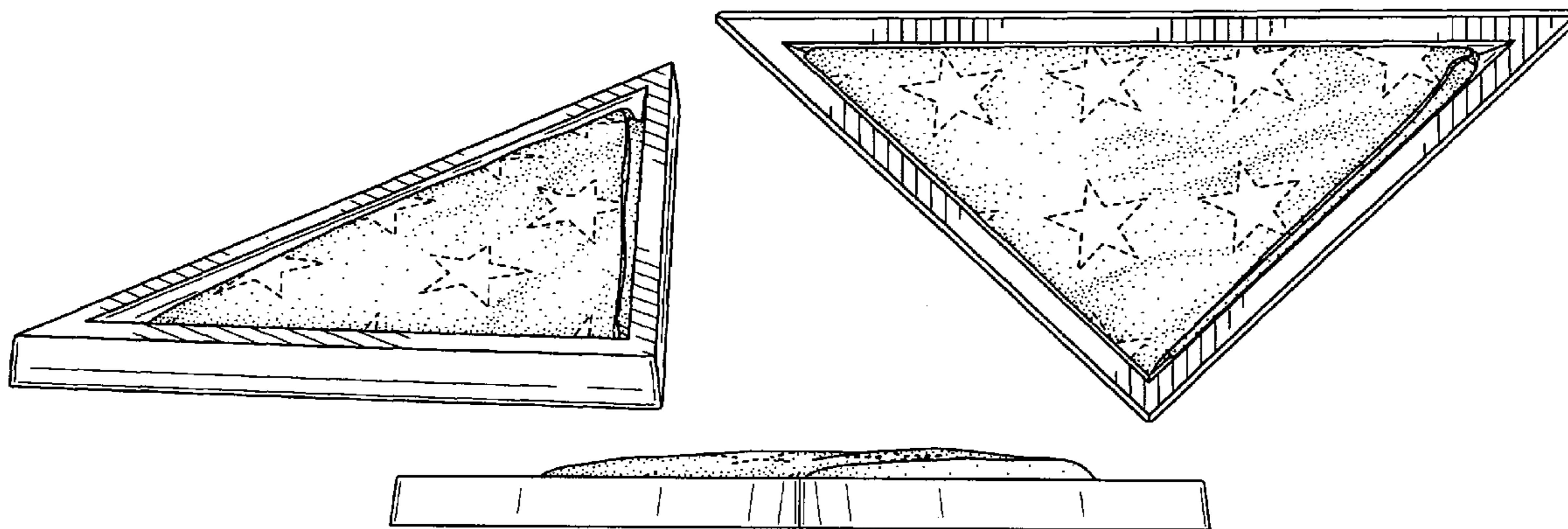
FIG. 4 is a rear view thereof;

FIG. 5 is a right side view thereof; and,

FIG. 6 is a left side view thereof.

The unshown bottom of the plaque forms no part of the claimed design. The broken line showing of the stars and the unshaded regions therein are for illustrative purposes only and form no part of the claimed design.

**1 Claim, 2 Drawing Sheets**



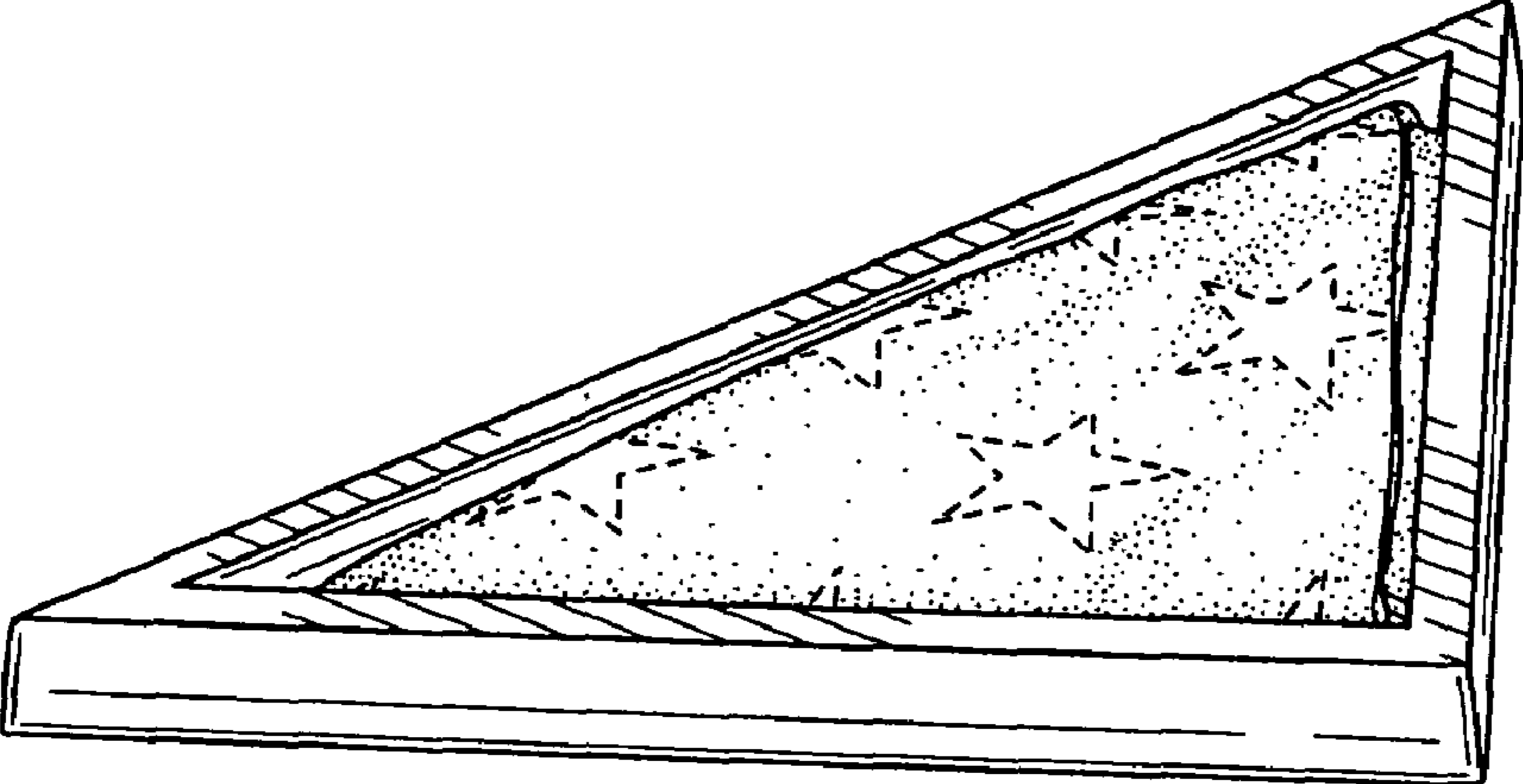


FIG. 1

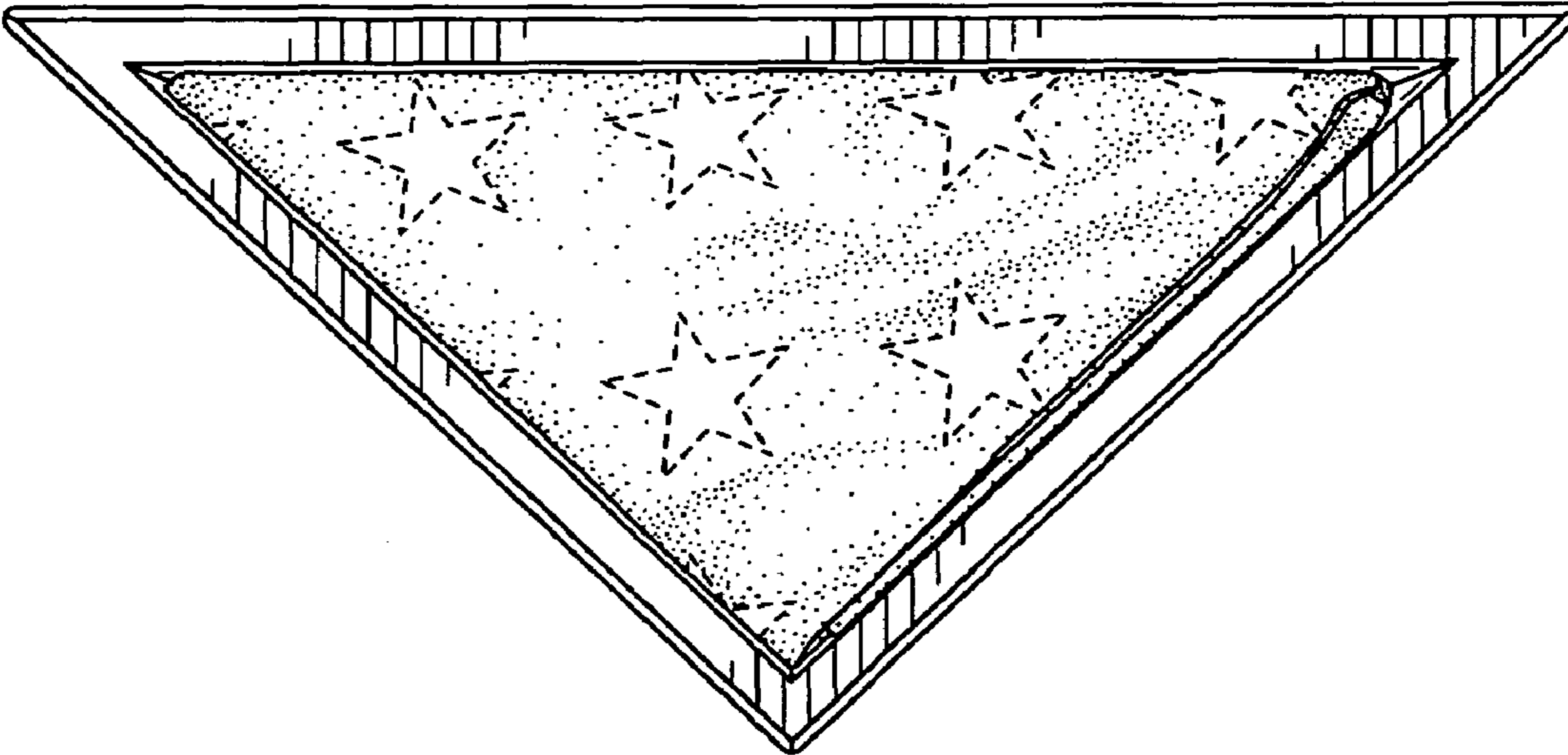


FIG. 2

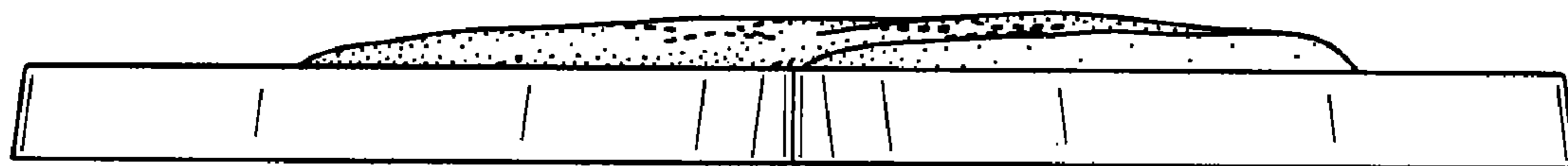


FIG. 3




FIG. 4




FIG. 5



FIG. 6