

US00D545241S

(12) **United States Design Patent**  
**Poteet**

(10) **Patent No.:** **US D545,241 S**

(45) **Date of Patent:** **\*\* Jun. 26, 2007**

(54) **PLAQUE**

(75) **Inventor:** **Michael A. Poteet**, 13424 SE. Parkside Dr., Happy Valley, OR (US) 97236

(73) **Assignee:** **Michael A. Poteet**, Happy Valley, OR (US)

(\*\*) **Term:** **14 Years**

(21) **Appl. No.:** **29/251,584**

(22) **Filed:** **Jan. 9, 2006**

(51) **LOC (8) Cl.** ..... **11-02**

(52) **U.S. Cl.** ..... **D11/132; D11/133**

(58) **Field of Classification Search** ..... D6/300-314, D6/470; D9/418, 424, 430-432, 600, 667, D9/669, 670, 721; D11/132-140, 164, 166, D11/181; D3/269, 270; 428/13, 14, 542.2, 428/542.4, 542.6, 913.3; 206/216, 494, 573, 206/775, 779, 822; 40/700, 722, 724, 725, 40/743, 798, 800; 229/115

See application file for complete search history.

(56) **References Cited**

**U.S. PATENT DOCUMENTS**

2,458,349	A *	1/1949	Cross	40/772
2,535,149	A *	12/1950	McBride	206/216
2,841,272	A *	7/1958	Dreier	206/213
3,038,272	A *	6/1962	Colston	428/542.6
D267,686	S *	1/1983	Dawson	D6/559
4,879,145	A	11/1989	McLellan et al.	
D310,454	S	9/1990	Beasley	
D318,198	S	7/1991	Francetic	

5,056,657	A *	10/1991	Frye	206/494
5,057,344	A *	10/1991	Mealey	428/13
D323,257	S	1/1992	Cornwell	
D335,784	S *	5/1993	Guilfoil, Sr.	D6/470
D337,460	S	7/1993	Tannehill, II et al.	
5,286,558	A *	2/1994	Seo et al.	428/304.4
D348,233	S *	6/1994	Crowley	D11/132
D352,191	S *	11/1994	Zorian	D6/470
D433,584	S *	11/2000	Wujastyk	D6/470
D464,591	S *	10/2002	Czaja	D11/166
D465,109	S *	11/2002	Bannister	D6/470
D496,738	S *	9/2004	Sherman	D25/115

\* cited by examiner

*Primary Examiner*—Catherine Tuttle

(74) *Attorney, Agent, or Firm*—Banner & Witcoff, Ltd.

(57) **CLAIM**

The ornamental design for a plaque, as shown and described.

**DESCRIPTION**

FIG. 1 is a front perspective view of a plaque showing my new design;

FIG. 2 is a top view thereof;

FIG. 3 is a front view thereof;

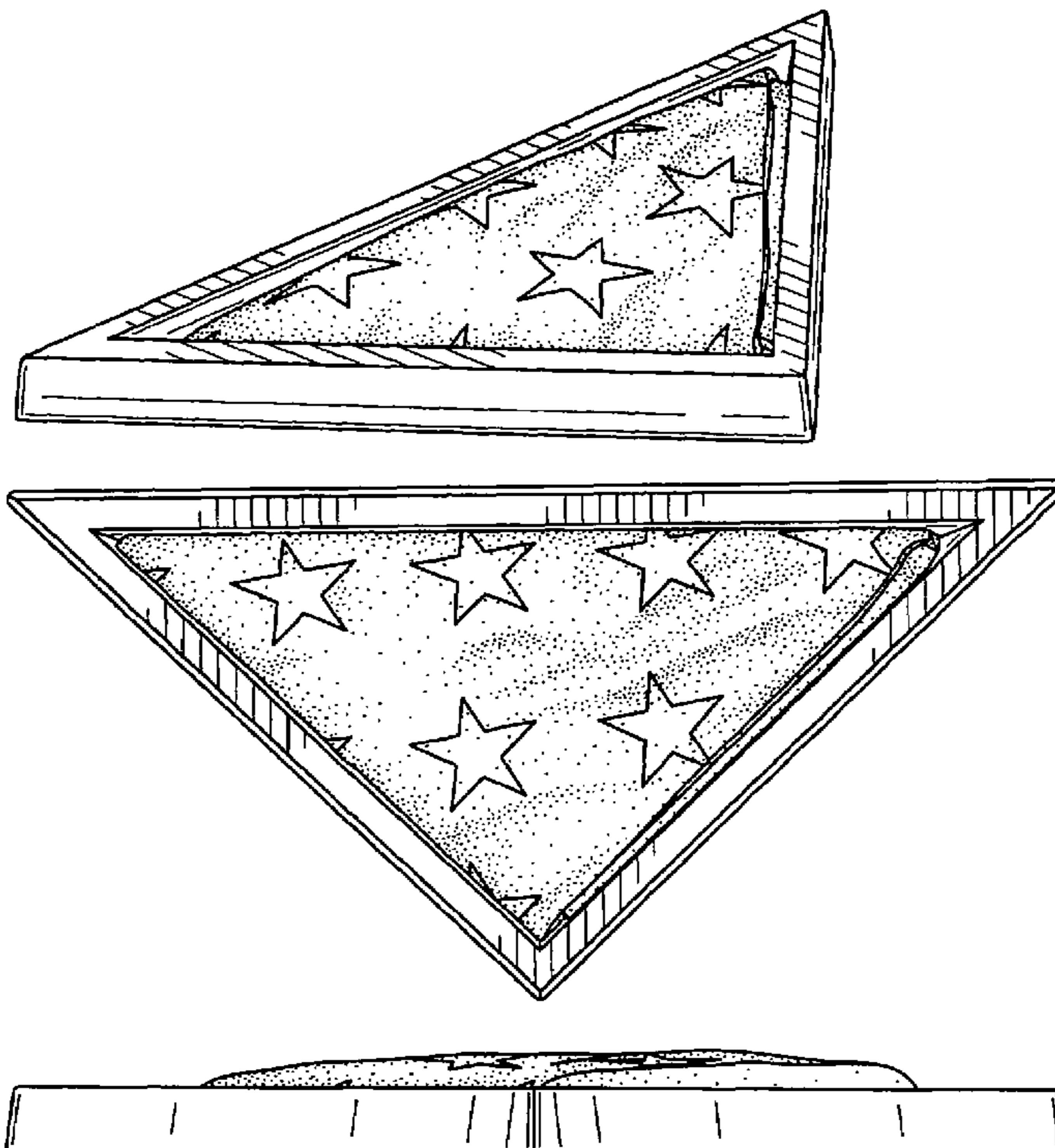
FIG. 4 is a rear view thereof;

FIG. 5 is a right side view thereof; and,

FIG. 6 is a left side view thereof.

The unshown bottom of the plaque forms no part of the claimed design.

**1 Claim, 2 Drawing Sheets**



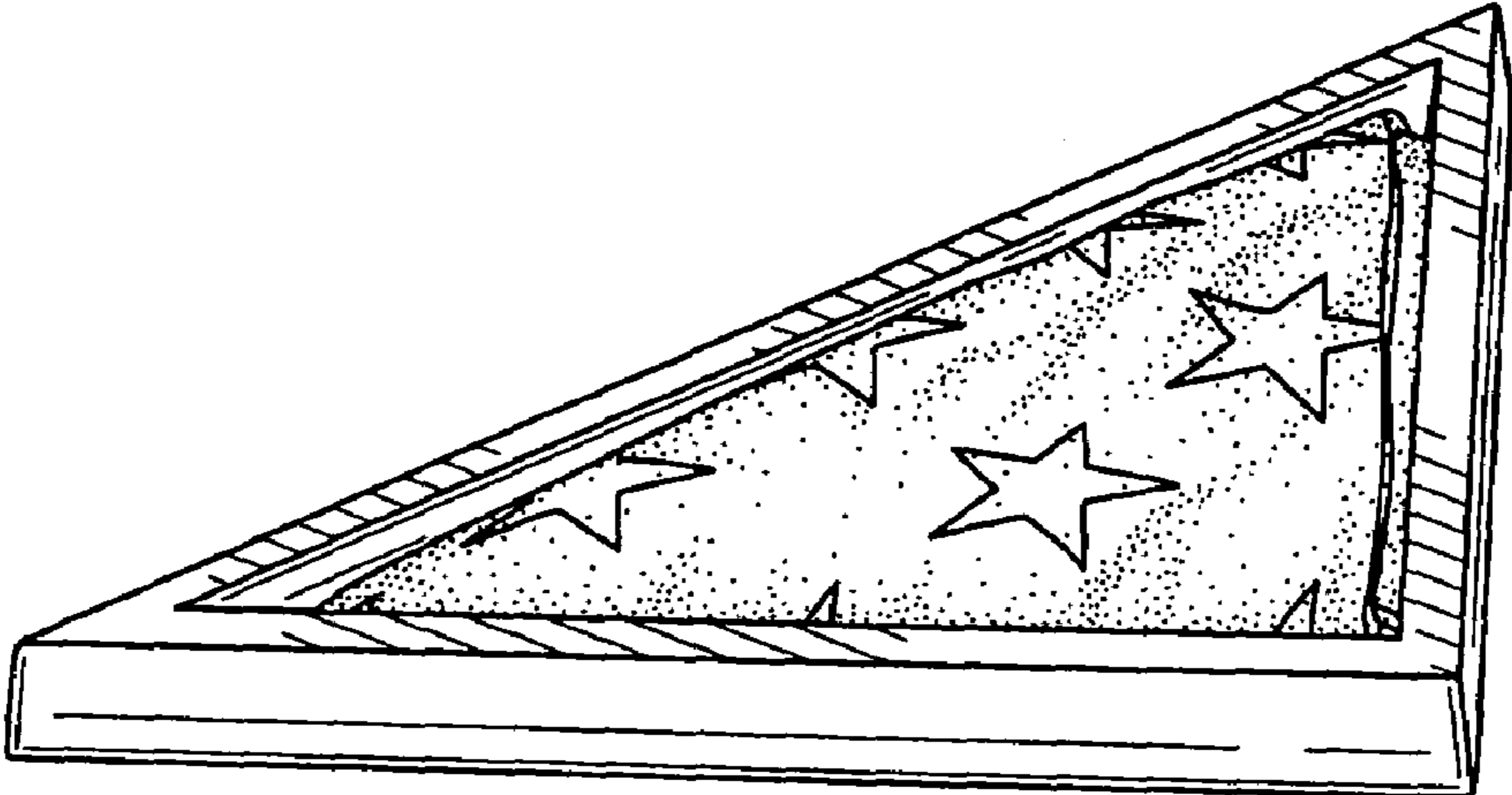


FIG. 1

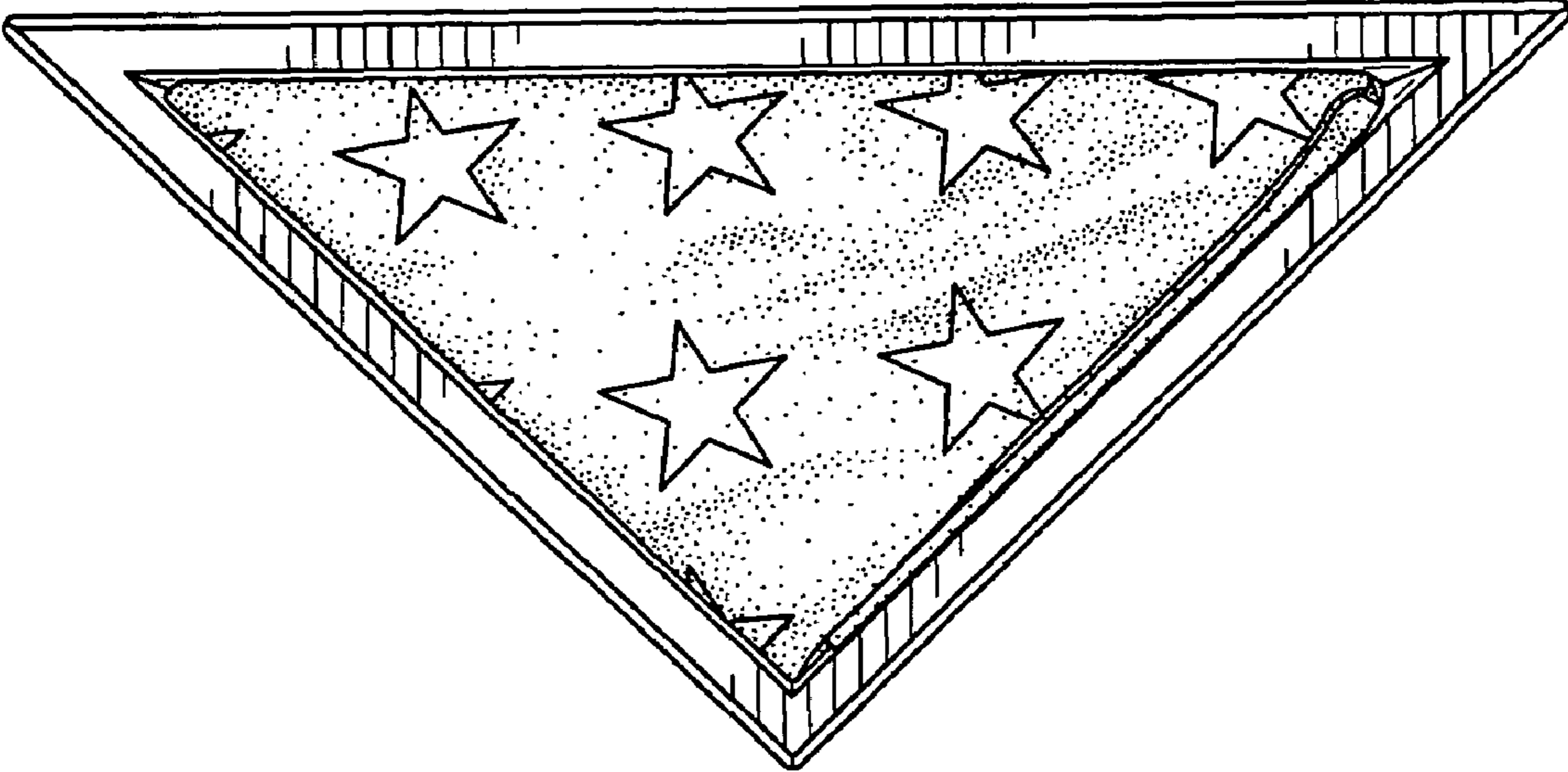


FIG. 2

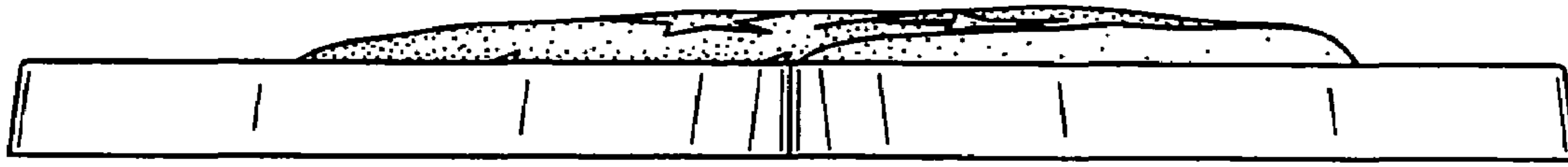


FIG. 3

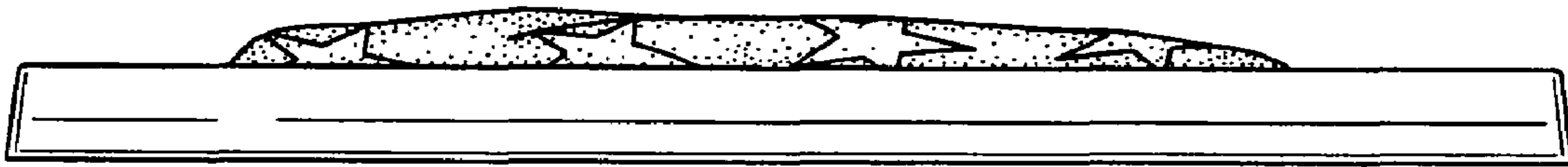


FIG. 4



FIG. 5



FIG. 6