



US00D545235S

(12) **United States Design Patent**
Carter-Smith et al.

(10) **Patent No.:** **US D545,235 S**

(45) **Date of Patent:** **** Jun. 26, 2007**

(54) **RING**

(76) Inventors: **Michael Carter-Smith**, The Gables
Ripley Village, Surrey GU23 6EW
(GB); **Roger Philip Whitaker**, Atwood
House Clairmount Gardens, Epsom,
Surrey KT18 5XF (GB)

(**) **Term:** **14 Years**

(21) **Appl. No.:** **29/207,289**

(22) **Filed:** **Jun. 10, 2004**

Related U.S. Application Data

(62) Division of application No. 29/207,288, filed on Jun. 9, 2004.

(51) **LOC (8) Cl.** **11-01**

(52) **U.S. Cl.** **D11/27**

(58) **Field of Classification Search** D11/3-4,
D11/26-39, 48, 53-55, 89-92, 99, 101-102,
D11/107-108; 63/3, 14.1, 15, 15.1, 15.2-15.3,
63/15.4, 15.45, 15.5-15.6, 15.65, 15.7-15.8,
63/15.9, 26-28; 606/204

See application file for complete search history.

(56) **References Cited**

U.S. PATENT DOCUMENTS

D50,056 S	*	12/1916	Bonneview	D11/26
D87,916 S	*	10/1932	Granat	D11/27
2,055,315 A	*	9/1936	Sessa	63/15.6
3,828,577 A	*	8/1974	Haynes	606/204
D239,312 S	*	3/1976	Foreman	D11/27
4,122,852 A		10/1978	Knetsch et al.		
D250,580 S	*	12/1978	Hart	D11/48
4,308,861 A	*	1/1982	Kelly	606/204
4,320,760 A	*	3/1982	Sun et al.	606/204
4,323,232 A	*	4/1982	Terpening	606/204
4,625,526 A	*	12/1986	Milawski	63/14.1
4,716,898 A		1/1988	Chauve et al.		

D309,586 S	*	7/1990	Ruscitti	D11/4
5,176,009 A	*	1/1993	Lang	63/14.1
5,339,656 A	*	8/1994	Hieber	63/14.1
D371,980 S	*	7/1996	Gardner	D11/4
D375,466 S	*	11/1996	Samuel	D11/26
D379,600 S	*	6/1997	Gardner	D11/27
5,636,531 A		6/1997	Miller		
5,662,679 A	*	9/1997	Voss et al.	606/204
D386,105 S	*	11/1997	Kornmann	D11/4
5,695,520 A	*	12/1997	Bruckner et al.	606/204
5,848,981 A	*	12/1998	Herbranson	606/204
6,003,334 A		12/1999	Miller		
6,212,908 B1	*	4/2001	Melas	63/15
D464,901 S	*	10/2002	Lomax	D11/30
6,568,214 B2	*	5/2003	Wolff	63/15
6,835,174 B2		12/2004	Yoo		

FOREIGN PATENT DOCUMENTS

JP 11-28242 A 2/1999

* cited by examiner

Primary Examiner—Cathy Anne MacCormac
(74) *Attorney, Agent, or Firm*—Foley & Lardner LLP

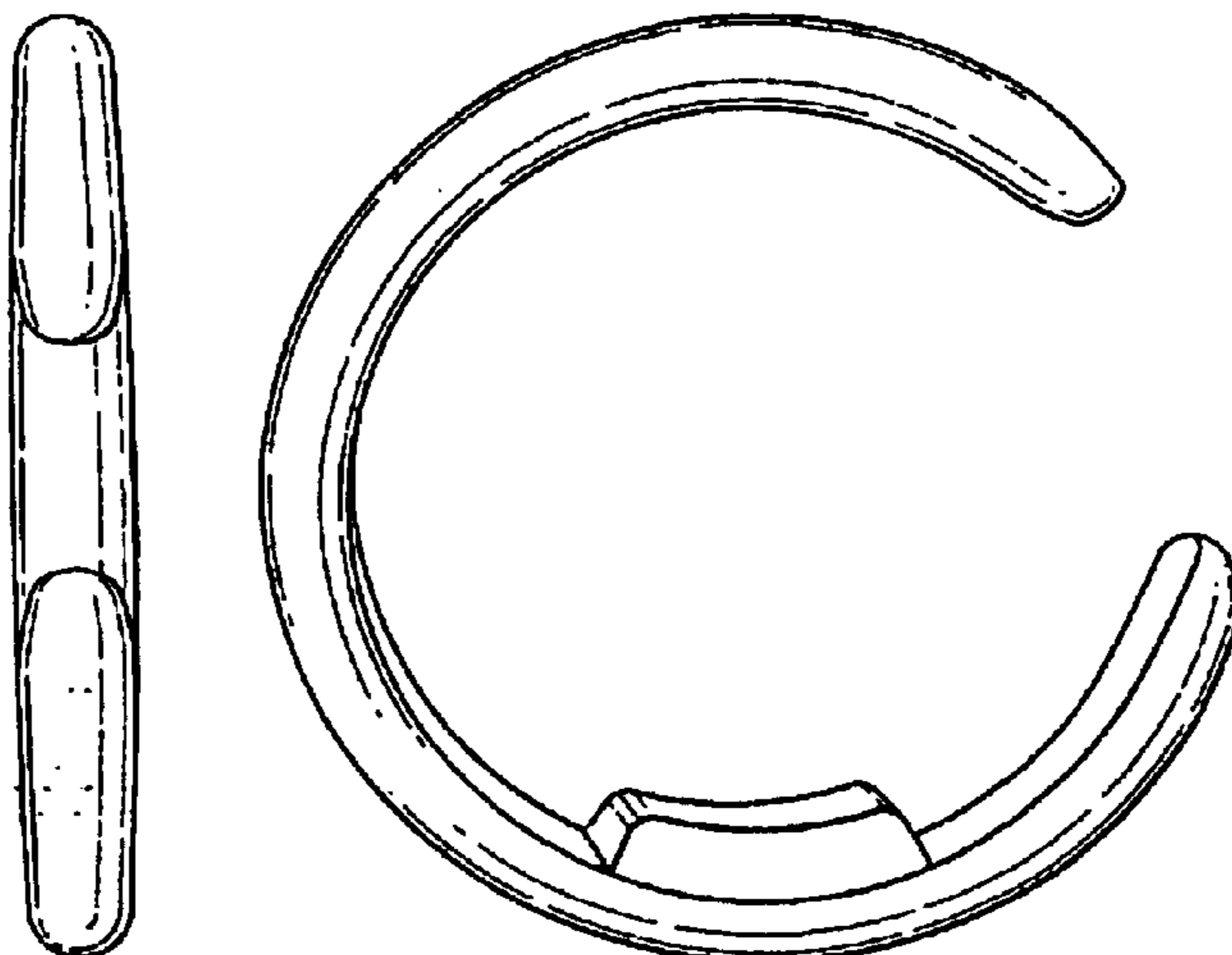
(57) **CLAIM**

We claim the ornamental design for a ring, as shown and described.

DESCRIPTION

FIG. 1 is a front elevational view of the ring;
FIG. 2 is a left side view thereof;
FIG. 3 is a right side view thereof;
FIG. 4 is a top plan view thereof;
FIG. 5 is a bottom view thereof;
FIG. 6 is a perspective view thereof; and,
FIG. 7 is a cross sectional view taken on line 7—7 on FIG. 1.
The broken lines in the drawings are for illustrative purposes only and form no part of the claimed design.

1 Claim, 2 Drawing Sheets



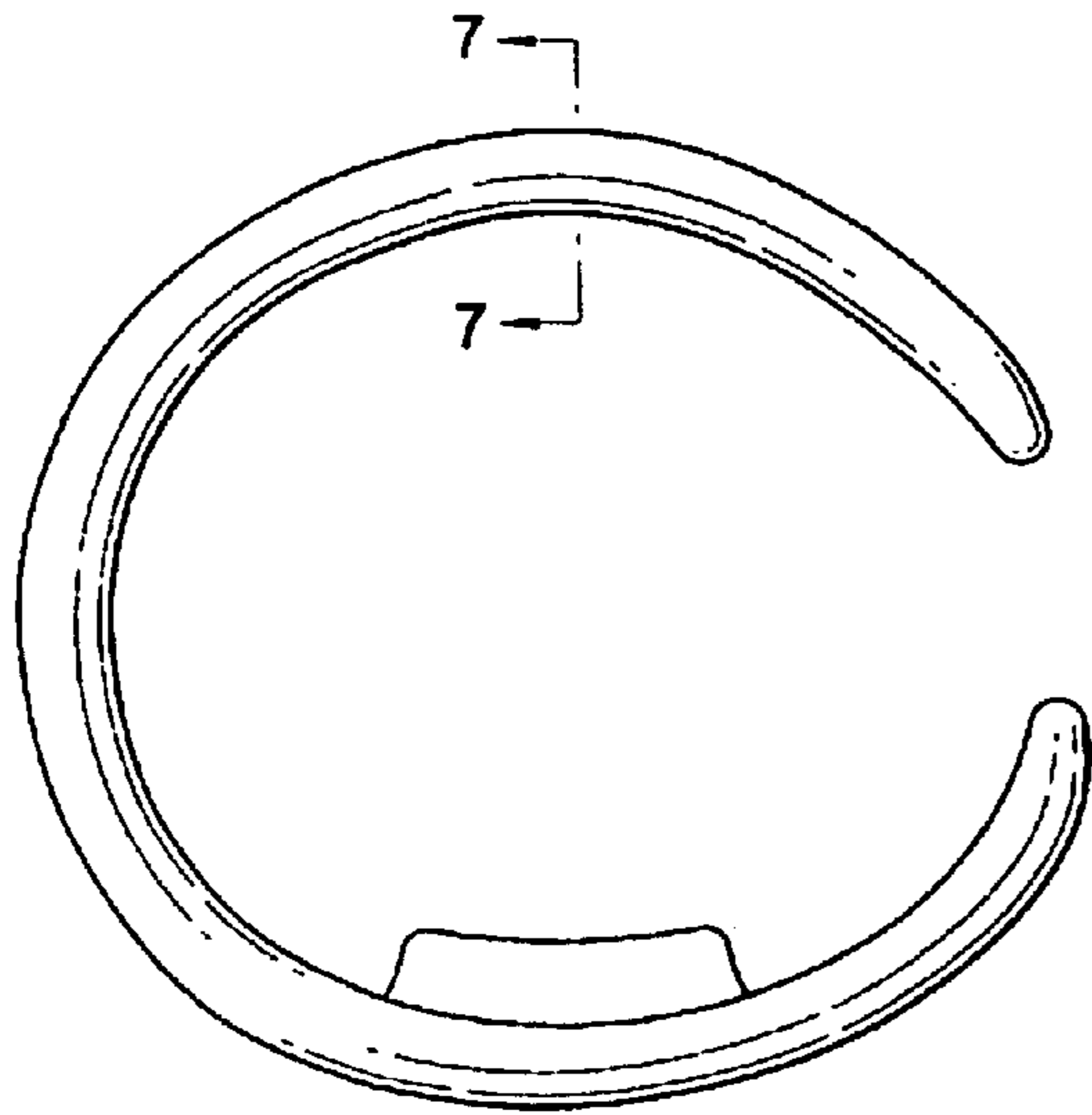


Fig.1



Fig.2




Fig.3




Fig.4




Fig.5

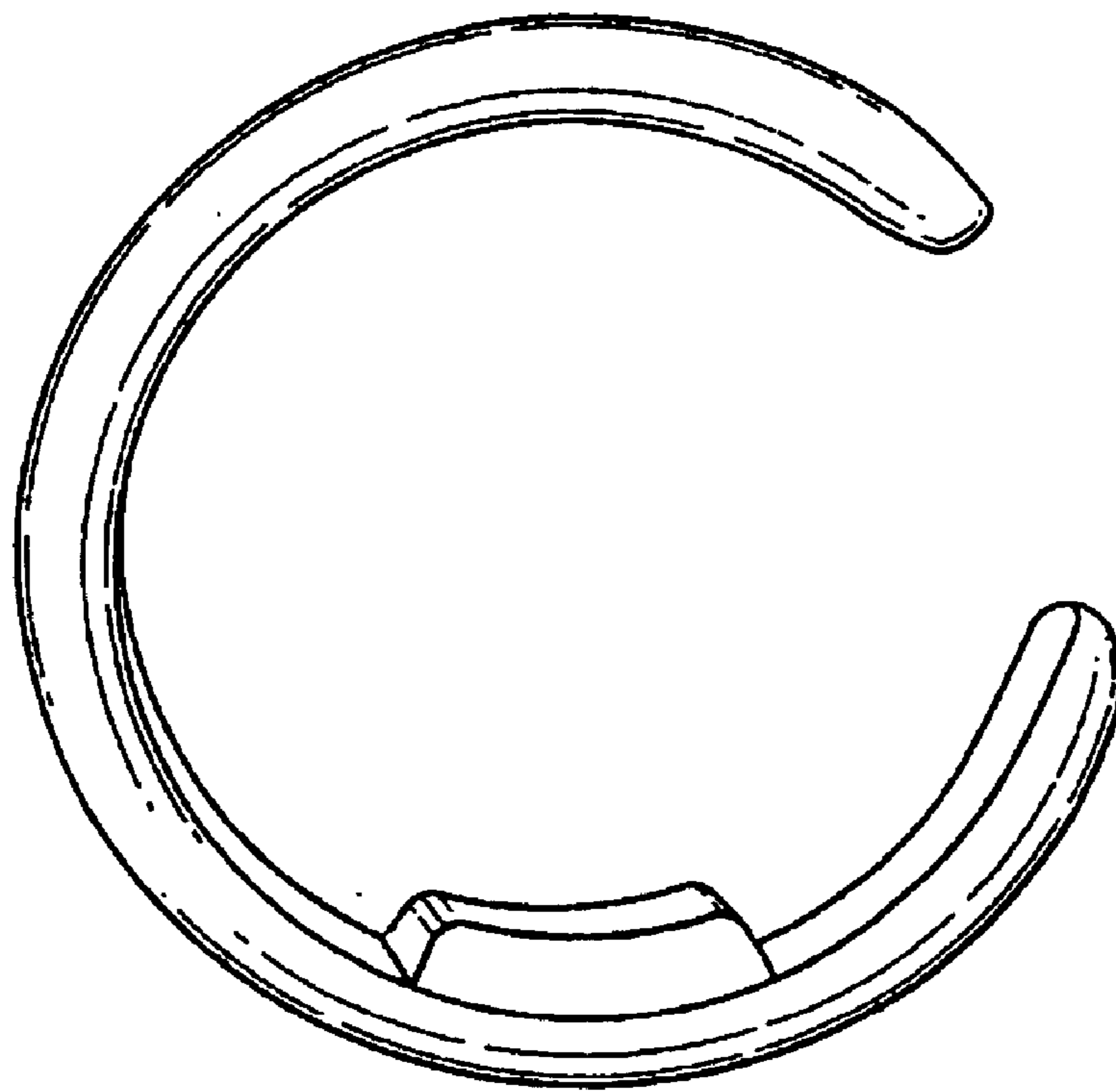


Fig.6



Fig.7