

US00D545203S

(12) **United States Design Patent** (10) **Patent No.:** **US D545,203 S**
Perry et al. (45) **Date of Patent:** **** Jun. 26, 2007**

(54) **BOTTLE WITH CAP**
(75) Inventors: **Timothy Frederik Thomas Perry**,
London (GB); **Edward Adamson**,
London (GB)
(73) Assignee: **The Procter & Gamble Company**,
Cincinnati, OH (US)
(**) Term: **14 Years**
(21) Appl. No.: **29/219,570**
(22) Filed: **Dec. 17, 2004**
(30) **Foreign Application Priority Data**

FR 834564 12/1983
FR 840450 2/1984
FR 840706 2/1984
FR 0295894 5/1991
FR 0912397 7/1991
FR 0923317 7/1992
FR 0950040 2/1995
FR 93566 8/1996
FR 933534 8/1996
FR 965241 2/1997
FR 967351 5/1997
FR 984837 1/1999
FR 991246 7/1999
FR 994963 11/1999
FR 007522 3/2001
FR 014050 9/2001
FR 014476 10/2001

Jun. 28, 2004 (EM) 000195086

(51) **LOC (8) Cl.** **09-01**
(52) **U.S. Cl.** **D9/529; D9/435; D9/452**
(58) **Field of Classification Search** D9/552,
D9/516, 529, 574, 550, 435, 558, 562, 565,
D9/549, 446, 452, 575; 215/220, 660, 675,
215/669

See application file for complete search history.

(56) **References Cited**

U.S. PATENT DOCUMENTS

D207,430 S * 4/1967 Shepler D9/543
D228,382 S * 9/1973 Sterges D9/543
D234,249 S * 2/1975 Holzaepfel D9/529
D237,049 S * 10/1975 Luedtke D9/529
D256,431 S 8/1980 Campbell et al.
4,572,384 A 2/1986 Vesborg
D314,140 S 1/1991 Kornick et al.
D314,141 S 1/1991 Kornick et al.
D333,433 S 2/1993 Segati
D334,344 S * 3/1993 Reif D9/531
D334,713 S 4/1993 Segati
D343,361 S * 1/1994 More D9/529

(Continued)

FOREIGN PATENT DOCUMENTS

EP 0 954 480 B1 4/2004

OTHER PUBLICATIONS

U.S. Appl. No. 29/217,699, filed Nov. 19, 2004, Perry et al.
U.S. Appl. No. 29/217,601, filed Nov. 19, 2004, Perry et al.
U.S. Appl. No. 29/217,697, filed Nov. 19, 2004, Perry et al.
U.S. Appl. No. 29/217,615, filed Nov. 19, 2004, Perry et al.
U.S. Appl. No. 29/217,698, filed Nov. 19, 2004, Perry et al.

Primary Examiner—Stella Reid
Assistant Examiner—Elizabeth J. Oswecki
(74) *Attorney, Agent, or Firm*—Jeffrey V. Bamber; Laura R. Grunzinger

(57) **CLAIM**

The ornamental design for a bottle with cap, as shown and described.

DESCRIPTION

FIG. 1 is a perspective view of a bottle with cap embodying my new design;
FIG. 2 is a front elevational view thereof;
FIG. 3 is a back elevational view thereof;
FIG. 4 is a side elevational view thereof;
FIG. 5 is a side elevational view thereof;
FIG. 6 is a top elevational view thereof; and,
FIG. 7 is a bottom plan view thereof.

1 Claim, 3 Drawing Sheets



US D545,203 S

Page 2

U.S. PATENT DOCUMENTS

D347,175 S	5/1994	Segati	
D371,076 S	6/1996	Farce	
D380,684 S	7/1997	Del Bianco	
D387,280 S	* 12/1997	Zimmer et al. D9/543
D399,431 S	* 10/1998	de Baschmakoff D9/540
D413,266 S	8/1999	Majerowski et al.	
D414,420 S	9/1999	Zogg	
D421,573 S	3/2000	Zogg	
D424,945 S	5/2000	Guislain	
D426,467 S	6/2000	Harrity et al.	
D429,165 S	8/2000	Zogg et al.	
D430,801 S	9/2000	Harrity et al.	
D432,020 S	* 10/2000	Steward et al. D9/540
D440,159 S	4/2001	Guislain	
D440,879 S	4/2001	Cummings	
6,247,606 B1	6/2001	Zogg	
D447,954 S	9/2001	Cummings	
D454,072 S	3/2002	Harrity et al.	
D455,964 S	* 4/2002	Patterson D9/552
D458,141 S	6/2002	Crawford et al.	
D458,542 S	6/2002	Cummings et al.	
D459,231 S	6/2002	Crawford et al.	
D459,232 S	6/2002	Crawford et al.	
D459,993 S	7/2002	Clarke et al.	
D460,917 S	* 7/2002	Trabal D9/551
D462,619 S	* 9/2002	Crawford D9/542
D463,981 S	10/2002	Crawford et al.	
D466,020 S	* 11/2002	Crawford et al. D9/530
D467,506 S	* 12/2002	Jones et al. D9/543
D468,643 S	* 1/2003	Kuzma et al. D9/552
D469,698 S	2/2003	Zaksenberg et al.	
D470,418 S	2/2003	Zaksenberg et al.	
D470,419 S	2/2003	Zaksenberg et al.	
D470,774 S	2/2003	Zaksenberg et al.	
D470,775 S	2/2003	Zaksenberg et al.	
D481,636 S	* 11/2003	Camacho D9/522
D495,599 S	9/2004	Biesecker	
D502,404 S	* 3/2005	Hunt et al. D9/543
D503,886 S	4/2005	Biesecker	
D504,066 S	4/2005	King	
D509,745 S	* 9/2005	Hill et al. D9/529
D510,705 S	10/2005	Crawford	
D512,642 S	* 12/2005	Busa et al. D9/542

* cited by examiner



Fig. 1.

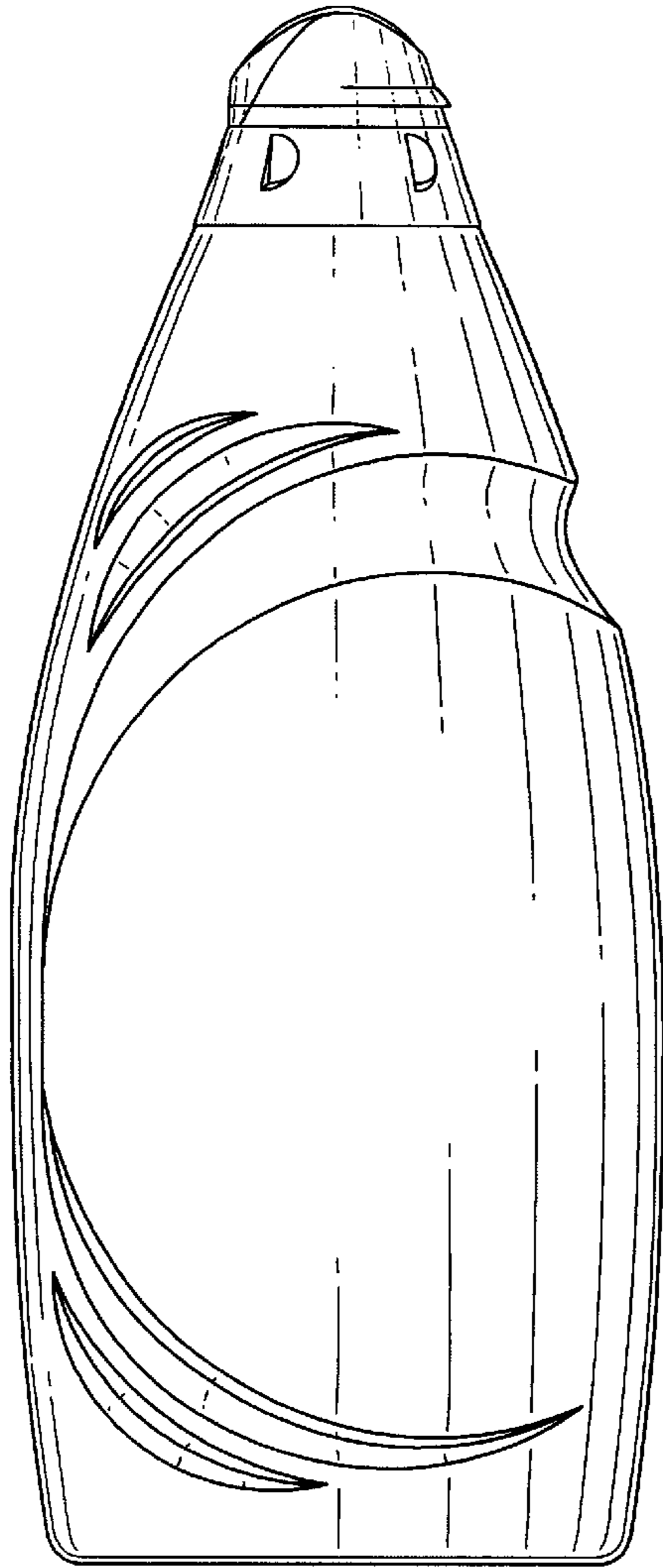


Fig.2.

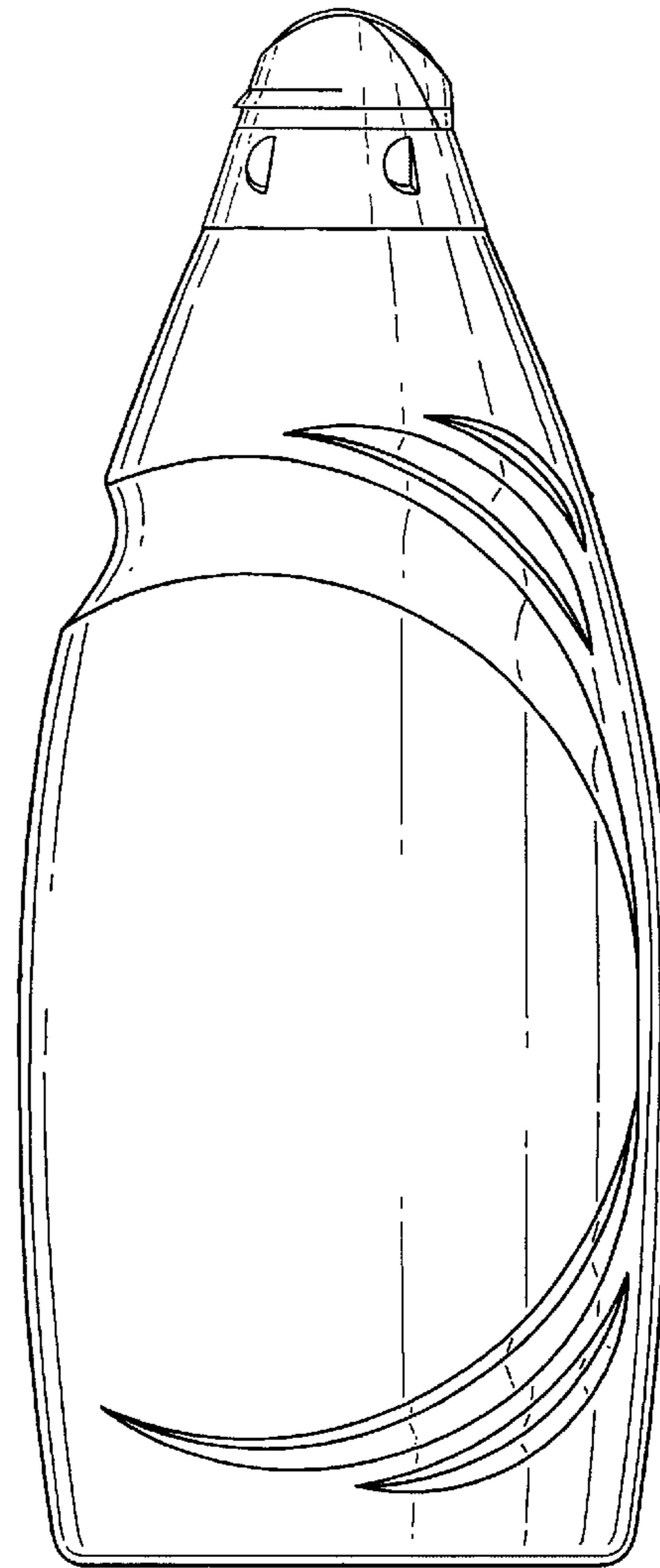


Fig.3.

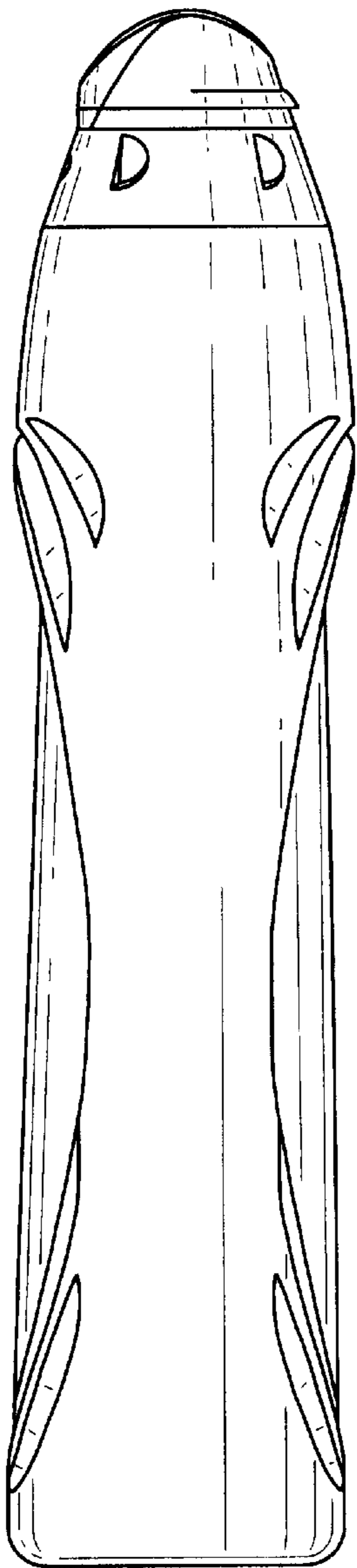


Fig.4.

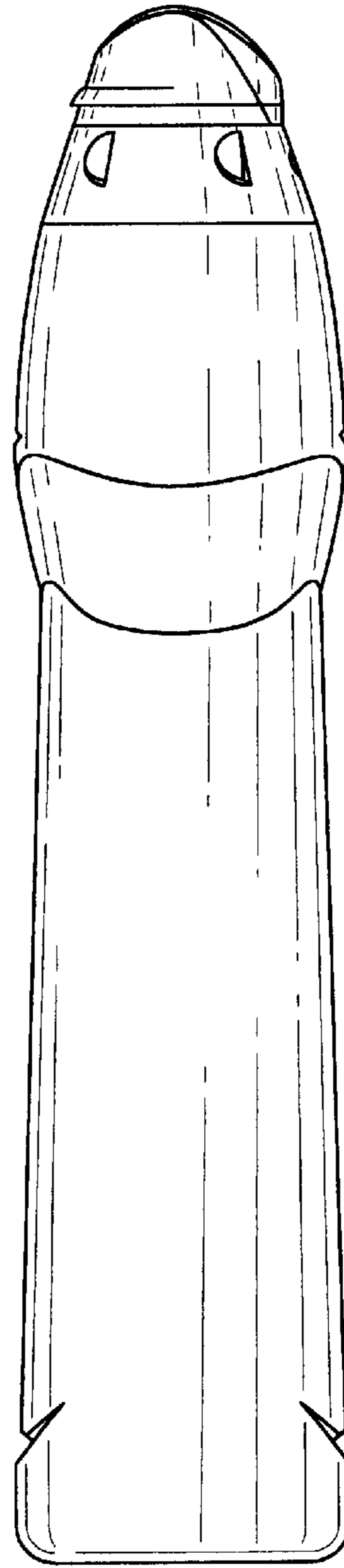


Fig.5.

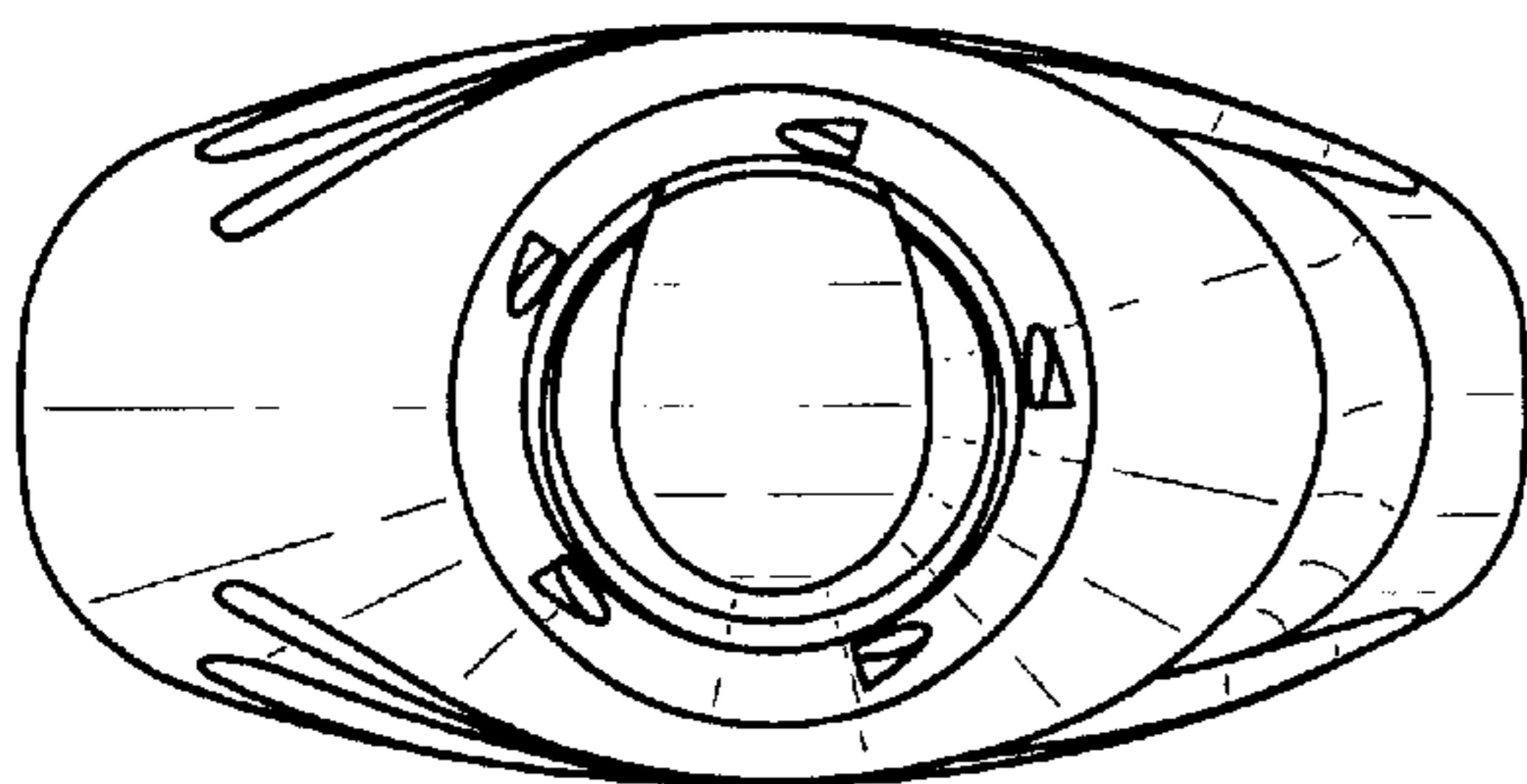


Fig.6.

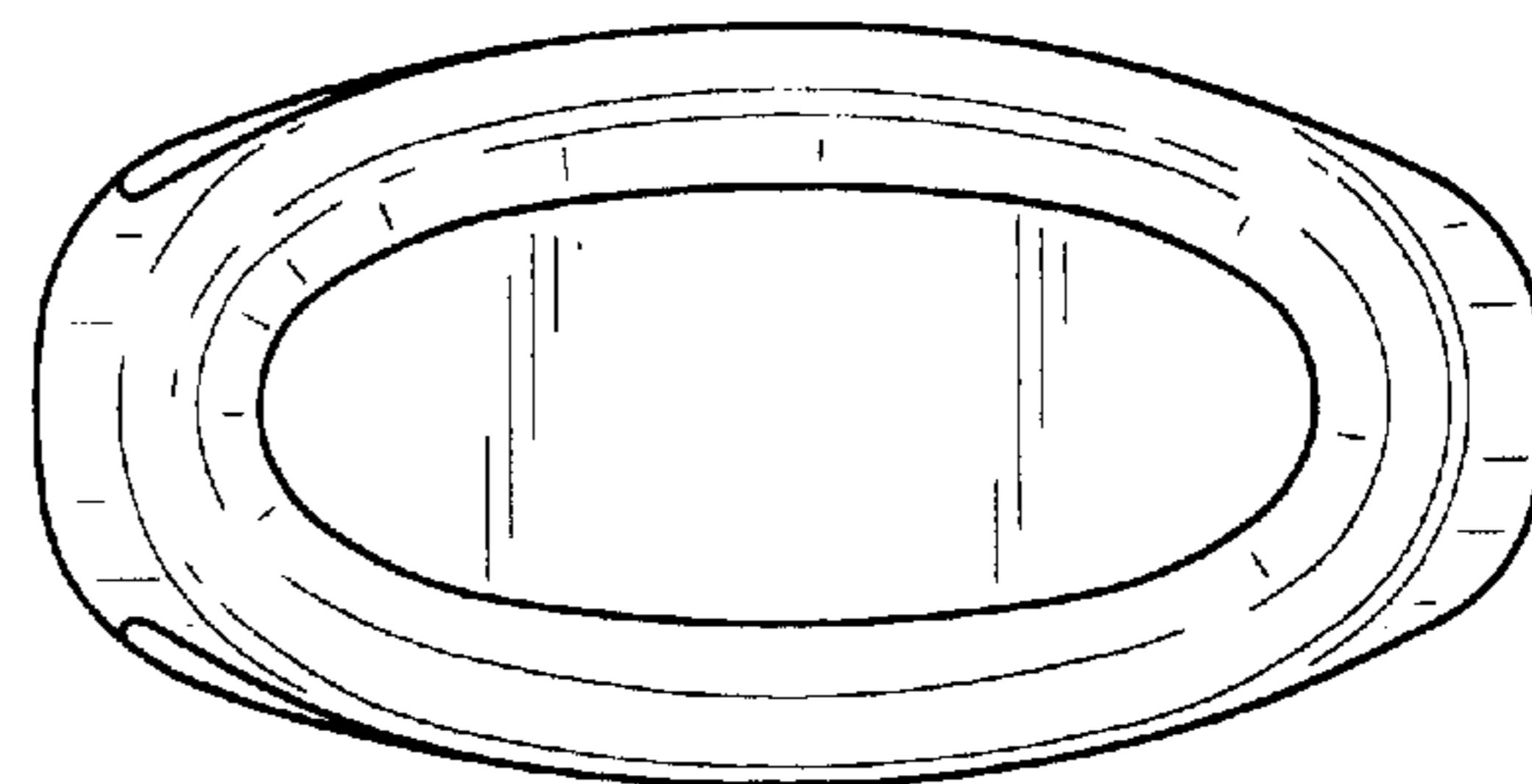


Fig.7.