



US00D545200S

(12) **United States Design Patent**
Dosa

(10) **Patent No.:** **US D545,200 S**
(45) **Date of Patent:** **** Jun. 26, 2007**

(54) **PERFUME BOTTLE**

(75) Inventor: **Valérie Dosa**, Rueil Malmaison (FR)

(73) Assignee: **Cartier Creation Studio SA**, Geneva (CH)

(**) Term: **14 Years**

(21) Appl. No.: **29/254,392**

(22) Filed: **Feb. 22, 2006**

(30) **Foreign Application Priority Data**

Sep. 7, 2005 (EM) 000396536-0001

(51) **LOC (8) Cl.** **09-01**

(52) **U.S. Cl.** **D9/519; D9/556; D9/646; D9/451; D9/452**

(58) **Field of Classification Search** D9/645-646, D9/655-664, 516, 519, 537-540, 544-546, D9/549, 556-558, 451-452, 454; 215/381-385, 215/393, 398; D28/91.1

See application file for complete search history.

(56) **References Cited**

U.S. PATENT DOCUMENTS

D28,975 S *	7/1898	Meinecke	D28/91.1
D96,413 S *	7/1935	Petaja	D9/645
D100,122 S *	6/1936	Petaja	D9/645
D109,009 S *	3/1938	Dolan	D9/646
D122,584 S *	9/1940	Douglas	D9/661
D180,233 S *	5/1957	Incera	D9/645
D187,244 S *	2/1960	Morris	D9/556
3,470,929 A *	10/1969	Thornton	215/6 X
D233,413 S *	10/1974	Pietsch	D9/646

D249,867 S *	10/1978	Reich	D9/645
D311,491 S *	10/1990	Bompard	D9/545
5,064,073 A *	11/1991	Folland	215/6 X
5,137,162 A *	8/1992	Fritz	215/283 X
D347,761 S *	6/1994	Arroyo	D9/646 X
D349,453 S *	8/1994	Shumway et al.	D9/646
D349,454 S *	8/1994	Shumway et al.	D9/659
D394,803 S *	6/1998	Desgrippes	D9/519 X
D424,882 S *	5/2000	Santiago et al.	D9/645 X

OTHER PUBLICATIONS

Miniature Perfume Bottles, Minis, Mates, and More, Chloe Narcisse Bottle, by Jeri Lyn Ringblum, Bottle Launch date 1992, p. 165, upper right corner of page; Jeri Lyn Ringblum, © 1996.*

* cited by examiner

Primary Examiner—Carol Rademaker

(74) *Attorney, Agent, or Firm*—Kalow & Springut LLP

(57) **CLAIM**

The ornamental design for a perfume bottle, as shown and described.

DESCRIPTION

FIG. 1 is a perspective view of the perfume bottle.

FIG. 2 is a front view of the perfume bottle.

FIG. 3 is a rear view of the perfume bottle.

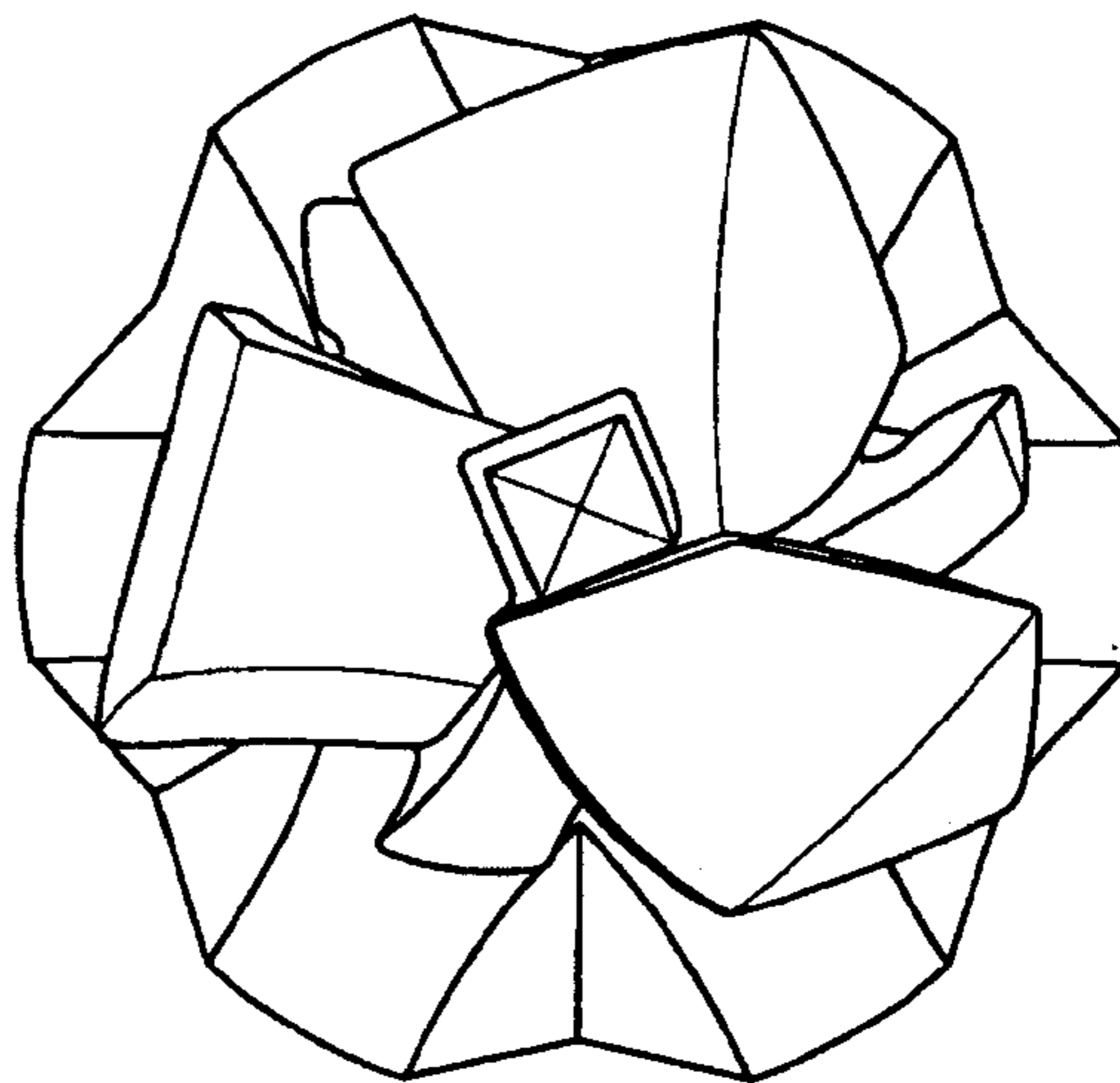

FIG. 4 is a left side view of the perfume bottle.

FIG. 5 is a right side view of the perfume bottle.

FIG. 6 is a top view of the perfume bottle; and,

FIG. 7 is a bottom view of the perfume bottle.

1 Claim, 7 Drawing Sheets






FIG. 1




Fig. 2




Fig. 3




Fig. 4




Fig. 5




Fig. 6




Fig. 7