



US00D545182S

(12) **United States Design Patent**
Heitel

(10) **Patent No.:** **US D545,182 S**

(45) **Date of Patent:** **** Jun. 26, 2007**

(54) **AWNING LEAD RAIL**

(75) Inventor: **Robert G. Heitel**, Laguna Beach, CA
(US)

(73) Assignee: **Girard Systems**, San Clemente, CA
(US)

(**) Term: **14 Years**

(21) Appl. No.: **29/264,889**

(22) Filed: **Aug. 21, 2006**

Related U.S. Application Data

(62) Division of application No. 29/218,749, filed on Dec. 7, 2004, now Pat. No. Des. 533,772.

(51) **LOC (8) Cl.** **08-05**

(52) **U.S. Cl.** **D8/377**

(58) **Field of Classification Search** D8/376-377;
160/22, 67, 29

See application file for complete search history.

(56) **References Cited**

U.S. PATENT DOCUMENTS

380,914 A * 4/1888 Miller 160/29
530,079 A * 12/1894 Bergstresser et al. 160/29
3,923,074 A * 12/1975 McKee 160/22

4,171,013 A * 10/1979 Clark 160/22
4,188,964 A * 2/1980 Greer 160/67
5,333,663 A * 8/1994 Eger 160/22
5,819,830 A * 10/1998 Verelst 160/22
6,056,350 A * 5/2000 Brutsaert 296/163
6,142,209 A * 11/2000 Girard 160/22

* cited by examiner

Primary Examiner—Holly H. Baynham

(74) *Attorney, Agent, or Firm*—Walter A. Hackler

(57) **CLAIM**

The ornamental design for awning lead rail, as shown and described.

DESCRIPTION

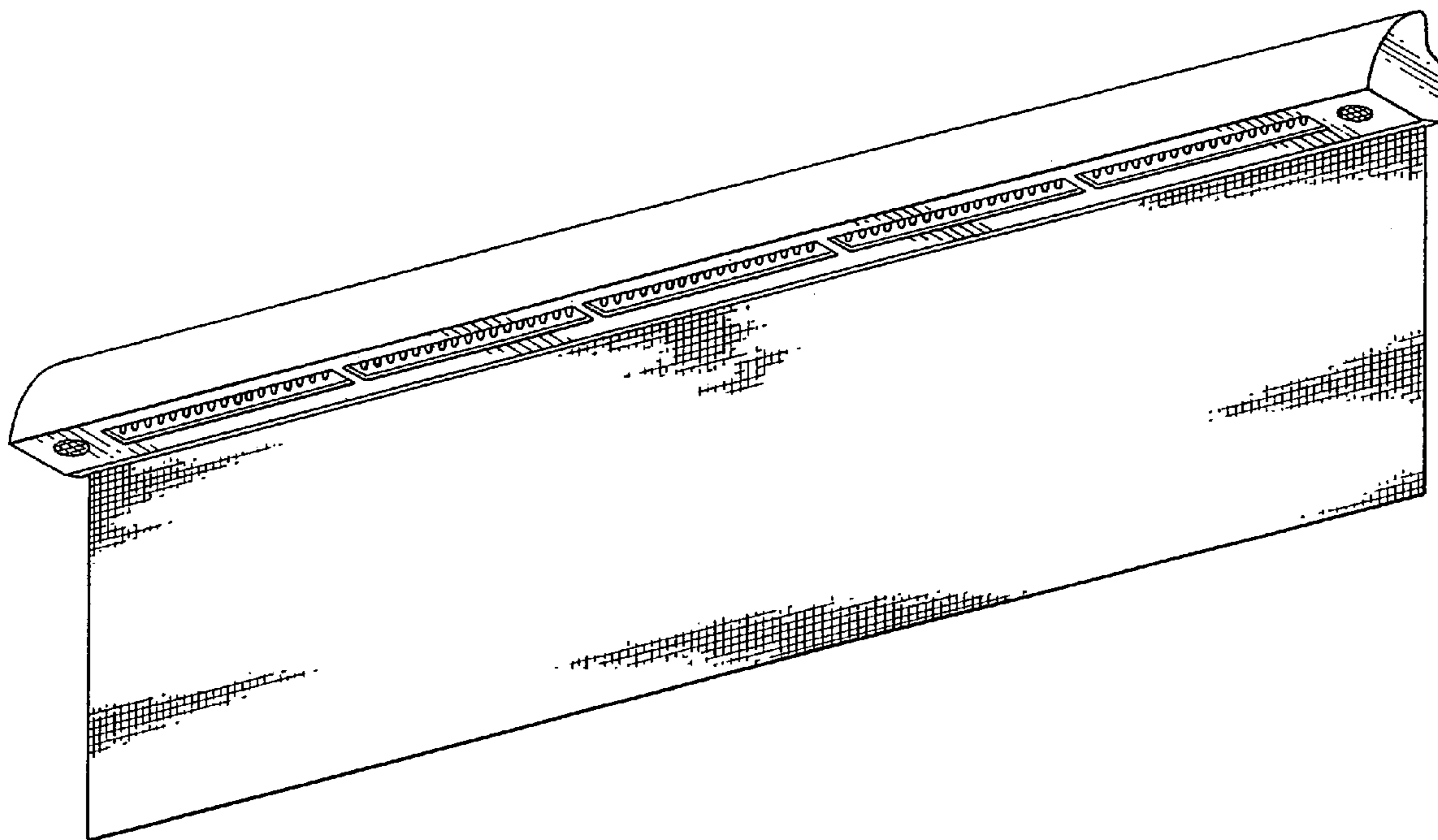
FIG. 1 is a perspective view of the present invention showing the bottom and front views, there being no claim to any design of the top and back of the lead rail;

FIG. 2 is a side elevation view of the present invention, the opposite side being a mirror image;

FIG. 3 is a bottom plan view of the present invention showing an arrangement of lights and speaker opening and is a front elevation view of the present invention; and,

FIG. 4 is a front elevation view of the present invention.

1 Claim, 2 Drawing Sheets



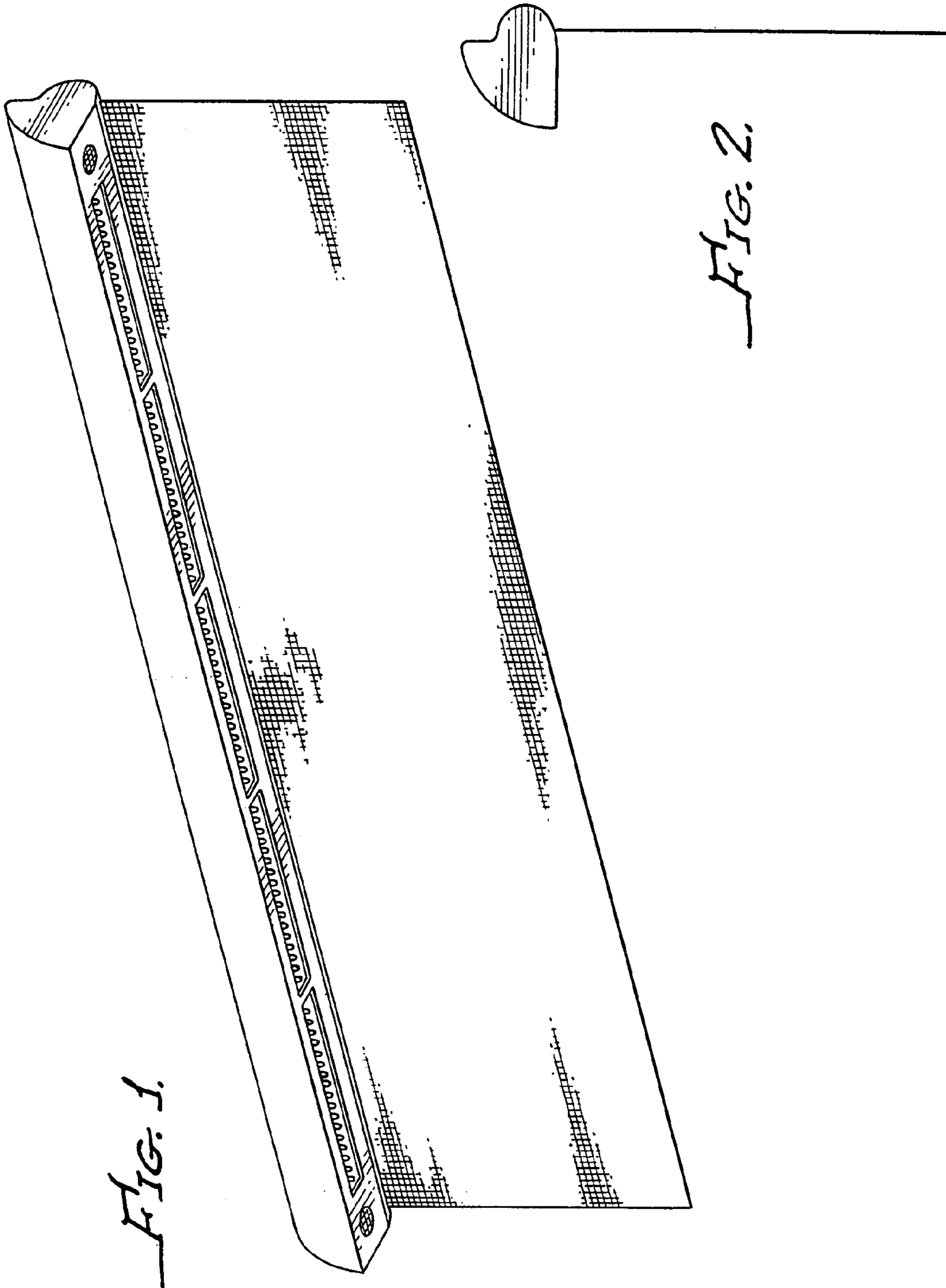


FIG. 1.

FIG. 2.




FIG. 4.




FIG. 3.