

US00D545177S

(12) **United States Design Patent** (10) **Patent No.:** **US D545,177 S**
Vito (45) **Date of Patent:** **** *Jun. 26, 2007**

- (54) **SHACKLE**
- (75) Inventor: **Robert A. Vito**, Berwyn, PA (US)
- (73) Assignee: **Unbreakable Company**, Berwyn, PA (US)
- (*) Notice: This patent is subject to a terminal disclaimer.
- (**) Term: **14 Years**
- (21) Appl. No.: **29/259,519**
- (22) Filed: **May 10, 2006**

Related U.S. Application Data

- (62) Division of application No. 29/200,646, filed on Mar. 2, 2004.
- (51) **LOC (8) Cl.** **08-07**
- (52) **U.S. Cl.** **D8/343; D8/330**
- (58) **Field of Classification Search** D8/330, D8/331, 333, 334, 343, 499; 70/14, 18, 24, 70/32, 34, 35, 38 A, 38 B, 38 C, 53, 20, 70/25, 26
See application file for complete search history.

References Cited

U.S. PATENT DOCUMENTS

- 247,674 A * 9/1881 Miller 70/25
- 526,740 A 10/1894 Rapaport
- 661,560 A 11/1900 Stall
- 1,016,455 A 2/1912 Stone
- 1,777,424 A 10/1930 Atkins
- 1,979,374 A * 11/1934 Enos 70/25
- D212,170 S 9/1968 Owens et al.
- 3,604,227 A * 9/1971 Athanason 70/38 A
- 3,626,729 A 12/1971 Fane et al.

- 4,532,783 A * 8/1985 Maurice 70/63
- 4,561,272 A 12/1985 Goldstein
- 5,372,019 A 12/1994 Hsiao
- 5,417,092 A * 5/1995 Iu 70/38 A
- D392,540 S 3/1998 McDaid
- 5,737,947 A * 4/1998 Ling 70/63
- 5,964,108 A 10/1999 McBride
- D484,777 S 1/2004 Ruan
- D491,044 S * 6/2004 Vito D8/343
- 6,834,519 B1 * 12/2004 Yang 70/58

* cited by examiner

Primary Examiner—Prabhakar Deshmukh
(74) *Attorney, Agent, or Firm*—Volpe and Koenig, P.C.

(57) **CLAIM**

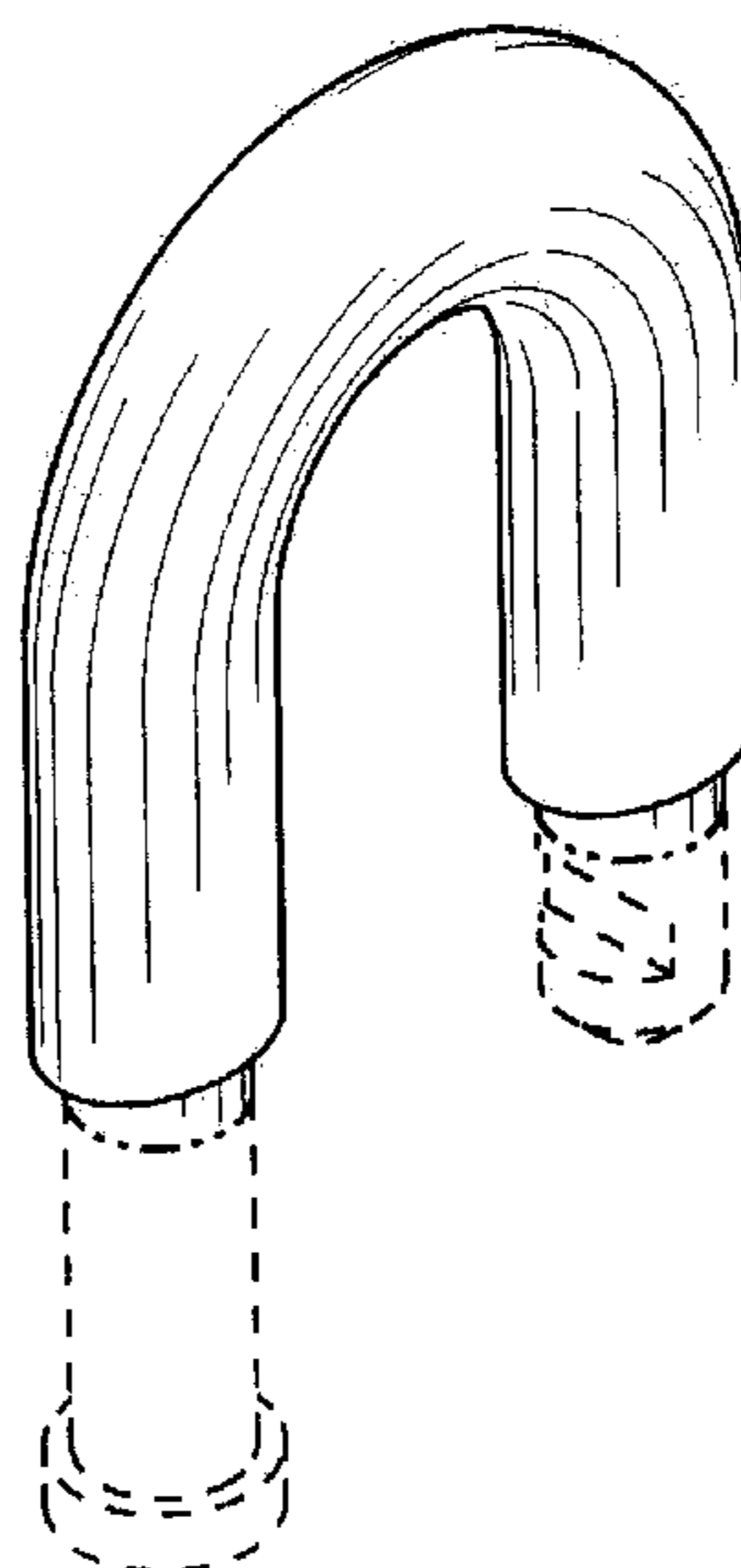
I claim the ornamental design for a shackle, as shown and described.

DESCRIPTION

FIG. 1 is a top perspective view of a shackle according to my new design;
 FIG. 2 is a bottom perspective view of the shackle of FIG. 1;
 FIG. 3 is a top plan view of the shackle of FIG. 1;
 FIG. 4 is a bottom plan view of the shackle of FIG. 1;
 FIG. 5 is a front elevational view of the shackle of FIG. 1;
 FIG. 6 is a rear elevational view of the shackle of FIG. 1;
 FIG. 7 is a left side elevational view of the shackle of FIG. 1; and,
 FIG. 8 is right side elevational view of the shackle of FIG. 1.

The broken lines, which define the bounds of the claimed design, form no part thereof. The broken lines environmental are for illustrative purpose only and form no part of the claimed design.

1 Claim, 2 Drawing Sheets



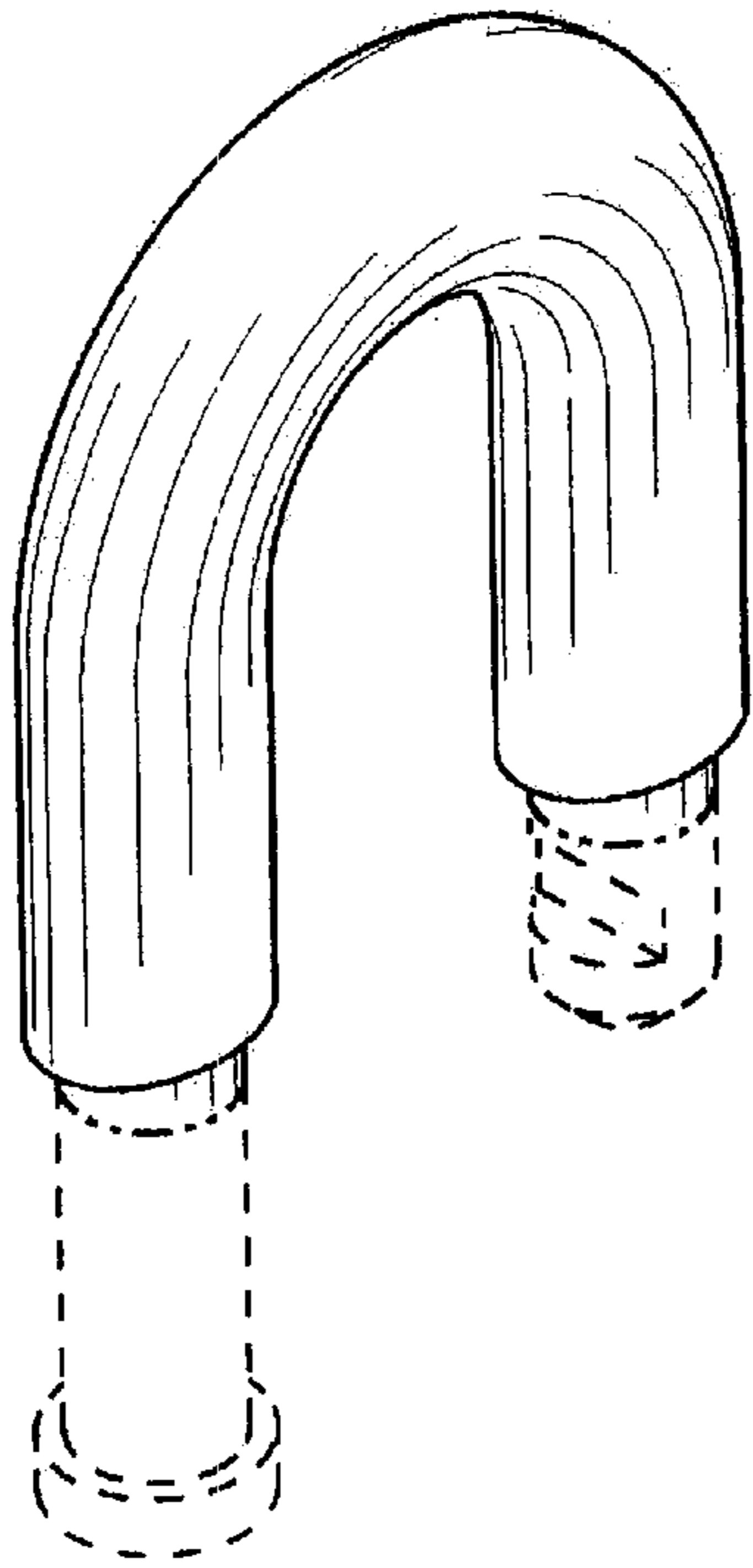


FIG. 1




FIG. 2




FIG. 3

FIG. 4




FIG. 5

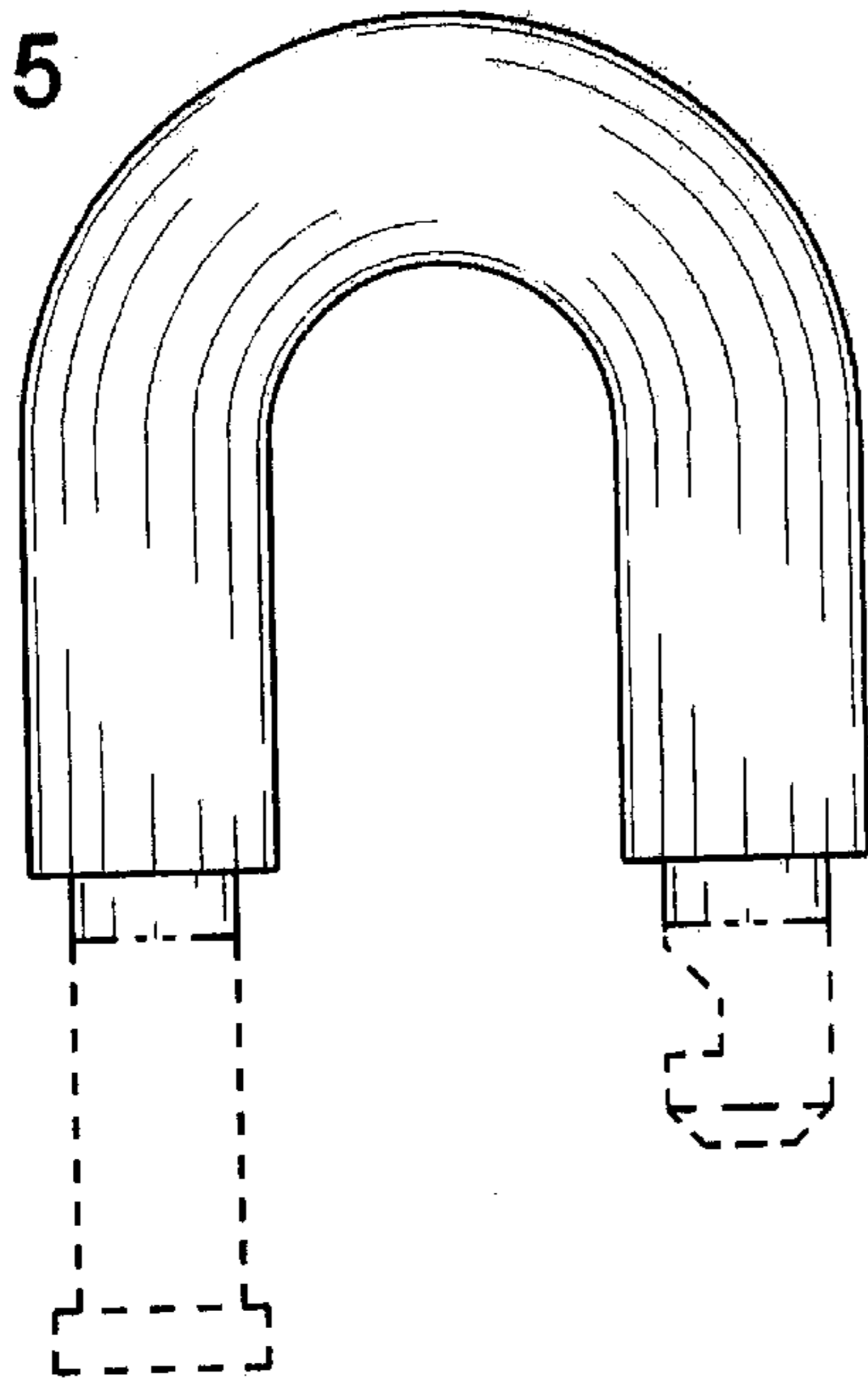


FIG. 6

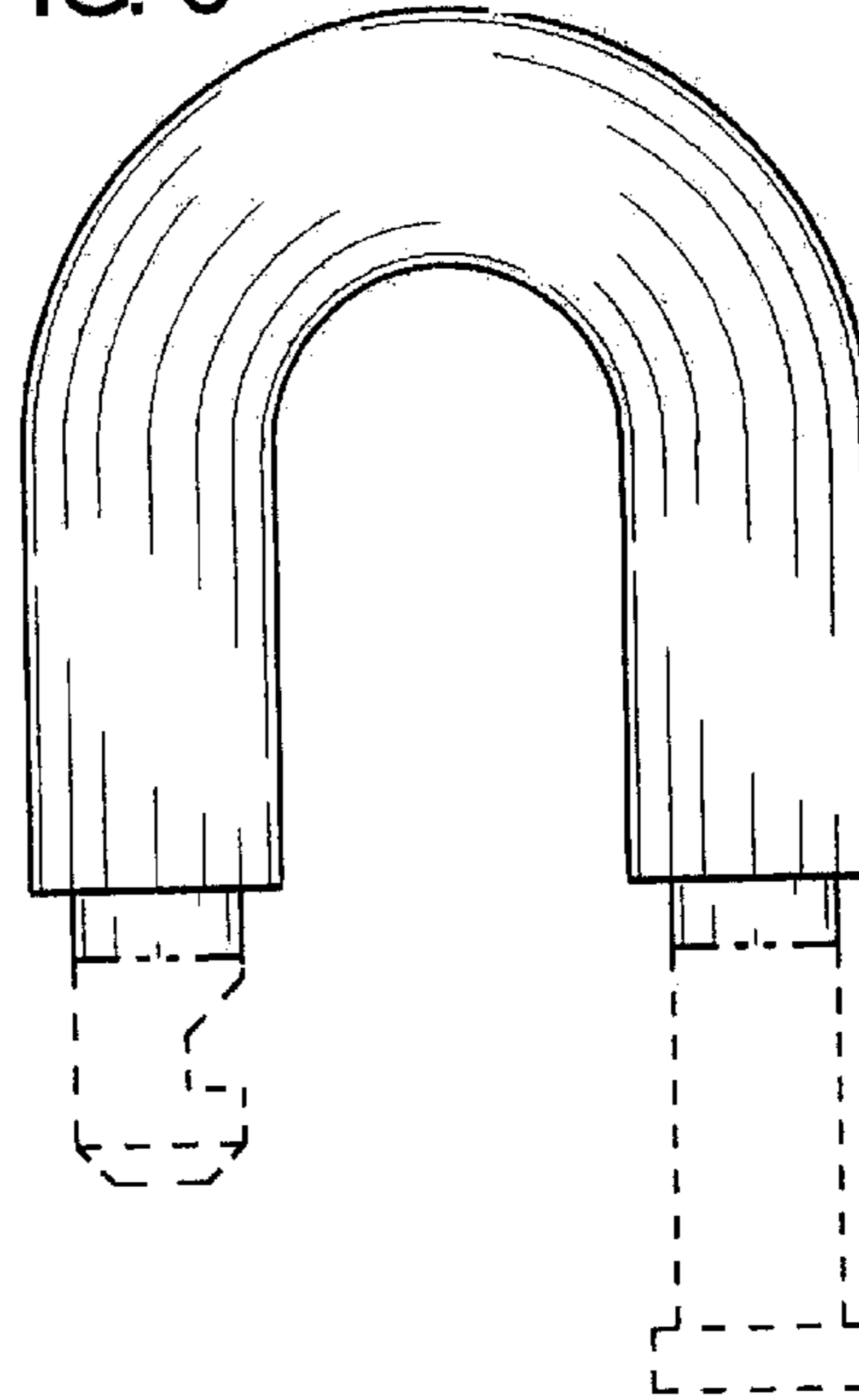


FIG. 7



FIG. 8

