

US00D545170S

(12) **United States Design Patent**  
**Sato**

(10) **Patent No.:** **US D545,170 S**

(45) **Date of Patent:** **\*\* Jun. 26, 2007**

(54) **HANDLE FOR DOOR FITTINGS**

(75) Inventor: **Genichi Sato**, Chiyoda-ku (JP)

(73) Assignee: **Sugatsune Kogyo Co., Ltd.**, Tokyo (JP)

(\*\*) Term: **14 Years**

(21) Appl. No.: **29/229,453**

(22) Filed: **May 9, 2005**

(30) **Foreign Application Priority Data**

Nov. 9, 2004 (JP) ..... 2004-034068

(51) **LOC (8) Cl.** ..... **08-06**

(52) **U.S. Cl.** ..... **D8/313**

(58) **Field of Classification Search** ..... D8/300,  
D8/310, 307, 313, 314; D13/171, 174; D23/250-252;  
16/441, 443, 444, 446

See application file for complete search history.

(56) **References Cited**

**U.S. PATENT DOCUMENTS**

963,053 A \* 7/1910 Lockwood ..... 16/441

D193,385 S \* 8/1962 Caminker et al. .... D8/314  
D194,782 S \* 3/1963 Watt ..... D8/314  
D268,358 S \* 3/1983 Saporito et al. .... D23/250  
D327,834 S \* 7/1992 Reid ..... D8/310  
D527,980 S \* 9/2006 Sato ..... D8/310

\* cited by examiner

*Primary Examiner*—Paula A. Greene

(74) *Attorney, Agent, or Firm*—Bacon & Thomas, PLLC

(57) **CLAIM**

The ornamental design for handle for door fittings, as shown and described.

**DESCRIPTION**

FIG. 1 is a front elevation view of handle for door fittings embodying my new design;

FIG. 2 is a right side view thereof;


FIG. 3 is a plan view thereof;

FIG. 4 is a rear view thereof;

FIG. 5 is a bottom view thereof; and,

FIG. 6 is a perspective view thereof.

**1 Claim, 1 Drawing Sheet**



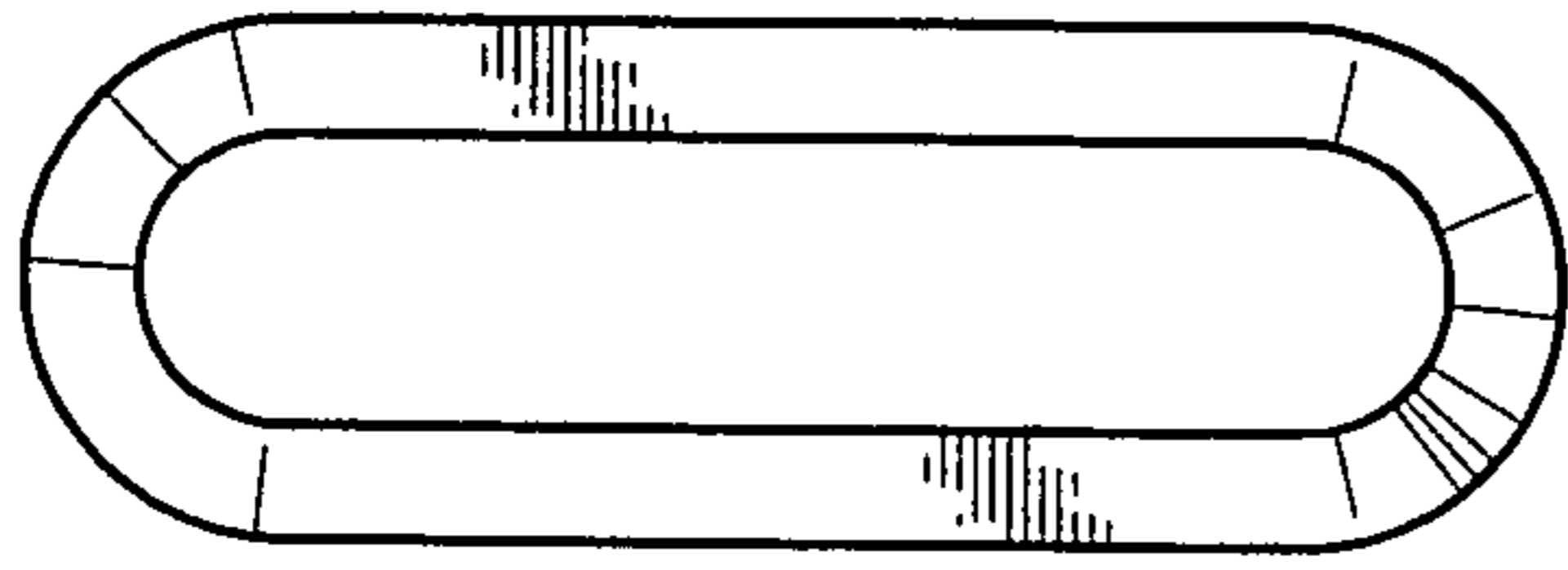


FIG. 1

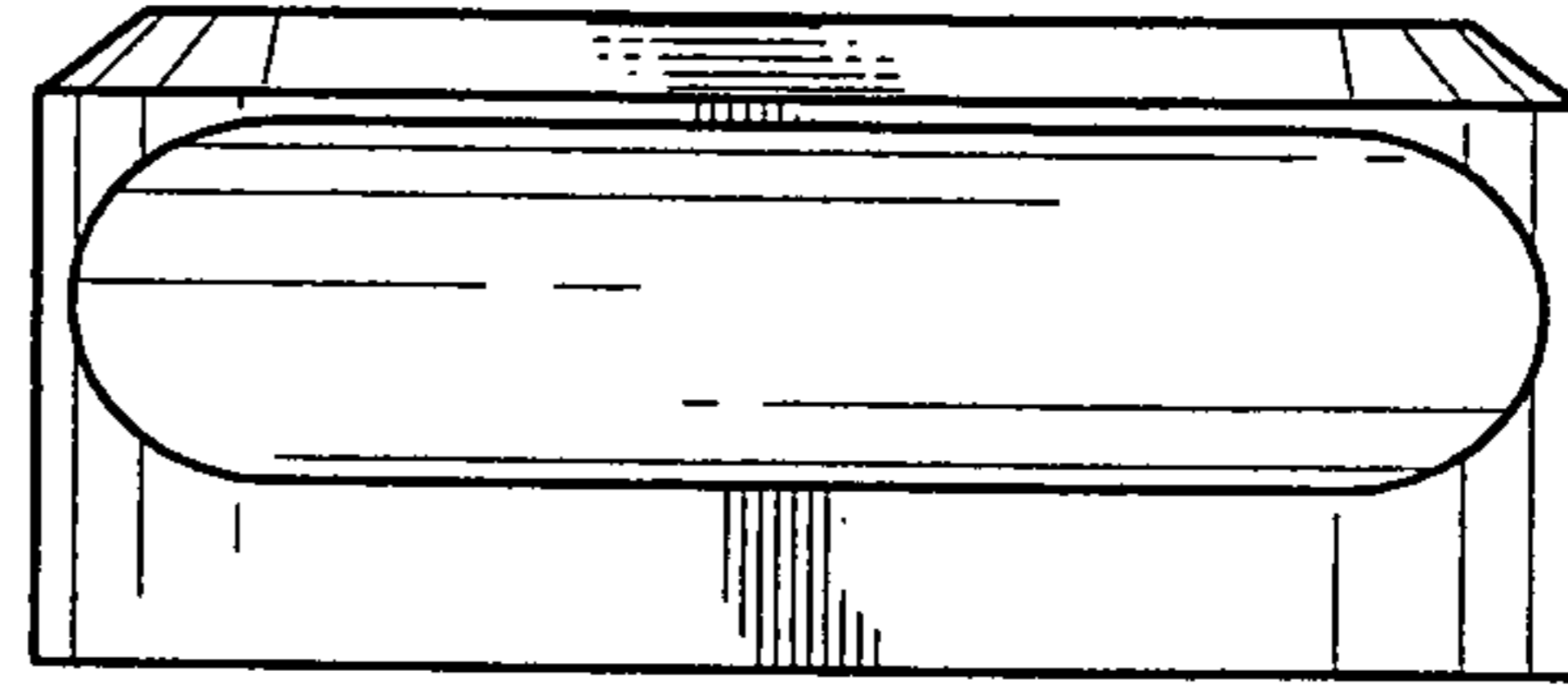


FIG. 5

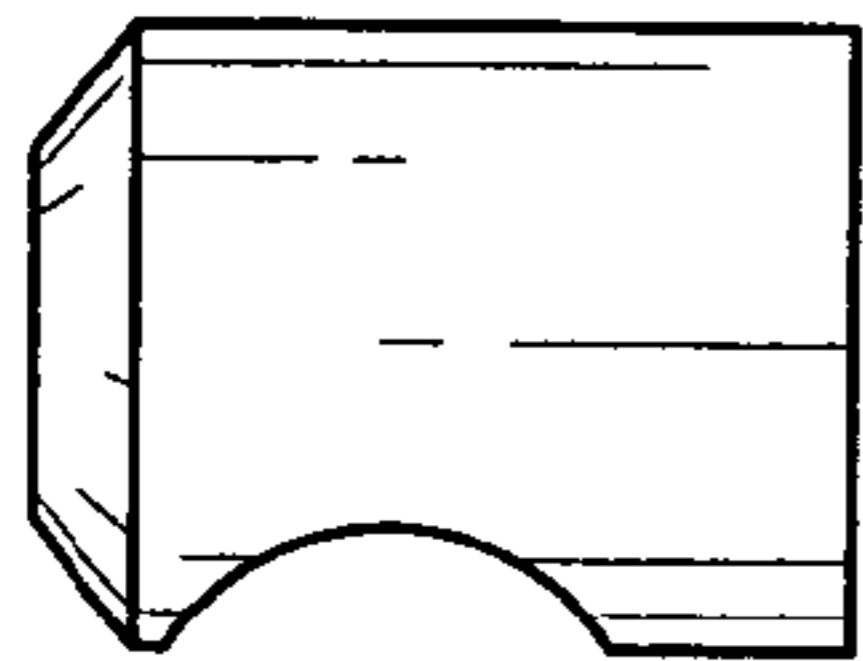


FIG. 2




FIG. 3

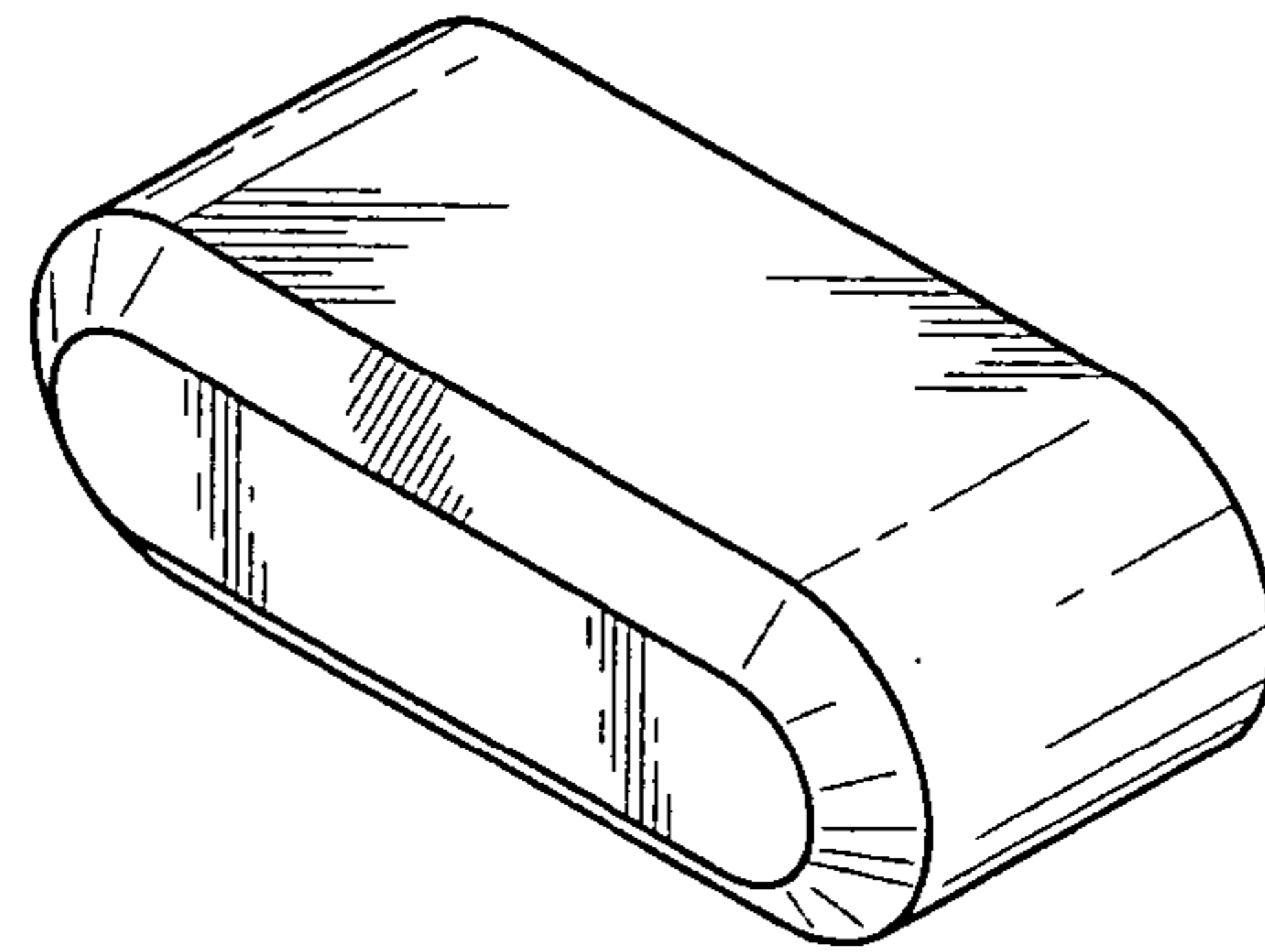


FIG. 6




FIG. 4