



US00D545169S

(12) **United States Design Patent**
Kosasih

(10) **Patent No.:** **US D545,169 S**

(45) **Date of Patent:** **** Jun. 26, 2007**

(54) **LEVER**

(75) Inventor: **Angie L. Kosasih**, Rancho Santa
Margarita, CA (US)

(73) Assignee: **Newfrey LLC**, Newark, DE (US)

(**) Term: **14 Years**

(21) Appl. No.: **29/221,414**

(22) Filed: **Jan. 14, 2005**

Related U.S. Application Data

(63) Continuation-in-part of application No. 29/213,291,
filed on Sep. 15, 2004, now abandoned.

(51) **LOC (8) Cl.** **08-06**

(52) **U.S. Cl.** **D8/308**

(58) **Field of Classification Search** D8/300,
D8/301, 302, 308, DIG. 10, 309, 307; 16/110.1,
16/412, 414; 292/336.3, 356; 4/675-678;
D23/250-254; 74/523, 543

See application file for complete search history.

(56) **References Cited**

U.S. PATENT DOCUMENTS

D114,012 S * 3/1939 Clinker D8/308
D314,129 S * 1/1991 Zanini D8/301
D317,706 S * 6/1991 Boeri D8/308

D361,488 S * 8/1995 Carsello D8/308
D406,042 S * 2/1999 Klinker D8/308
D448,067 S * 9/2001 Pitsch D23/252
D457,048 S * 5/2002 Zoerner et al. D8/308
D457,049 S * 5/2002 Zoerner et al. D8/308
D485,332 S * 1/2004 Blomstrom D23/252

* cited by examiner

Primary Examiner—Paula A. Greene

(74) *Attorney, Agent, or Firm*—Richard J. Veltman; John D.
DelPonti

(57) **CLAIM**

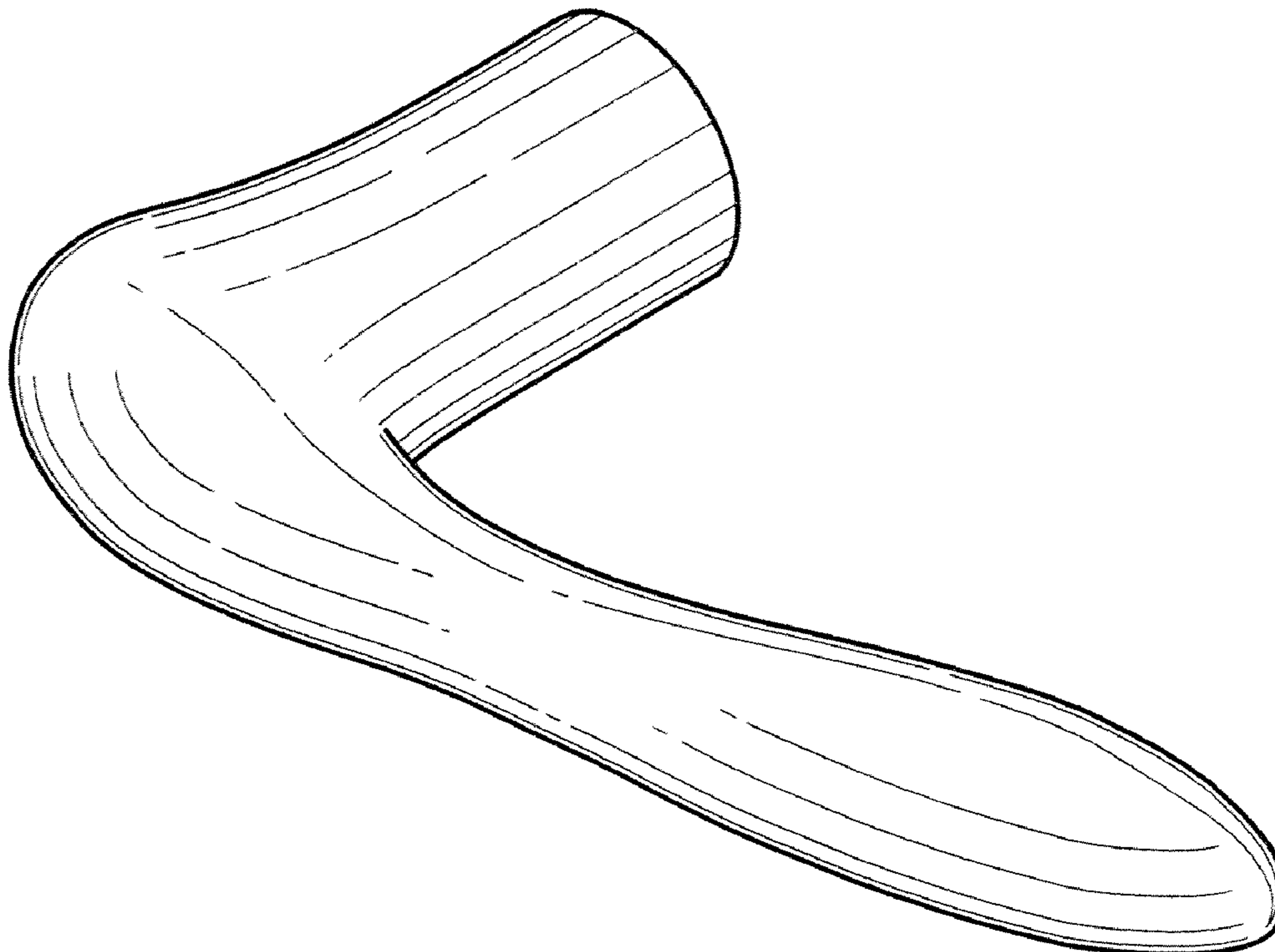
The ornamental design for a lever, as shown and described.

DESCRIPTION

FIG. 1 is a perspective view of the new design for a lever;
FIG. 2 is a front view of the new design for a lever;
FIG. 3 is a back view of the new design for a lever;
FIG. 4 is a top view of the new design for a lever, the bottom
view being the mirror image;
FIG. 5 is a right side view of the new design for a lever; and,
FIG. 6 is a left side view of the new design for a lever.

The broken lines in the Figures are for illustrative purposes
only and form no part of the claimed design.

1 Claim, 2 Drawing Sheets



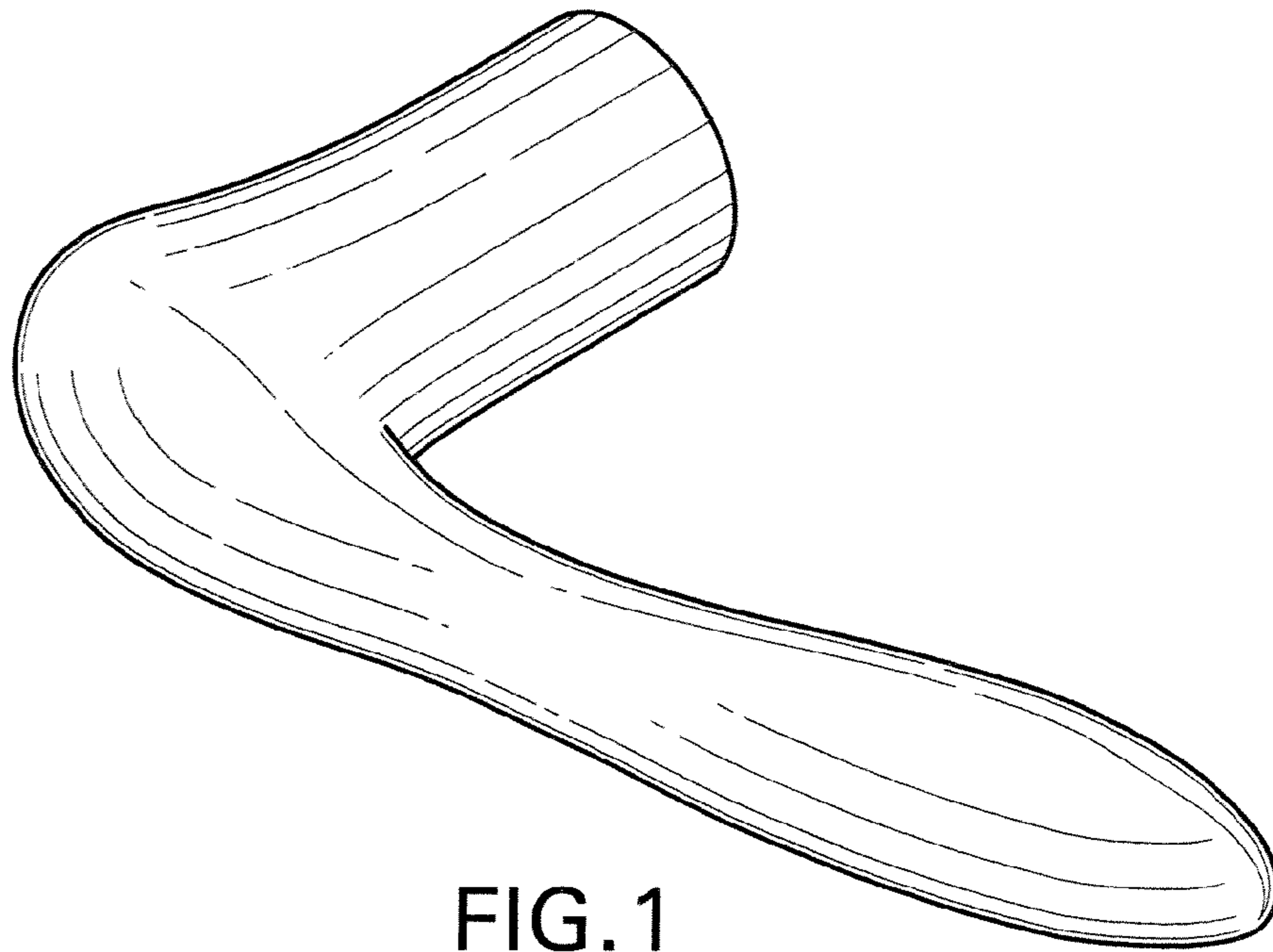


FIG. 1




FIG. 2

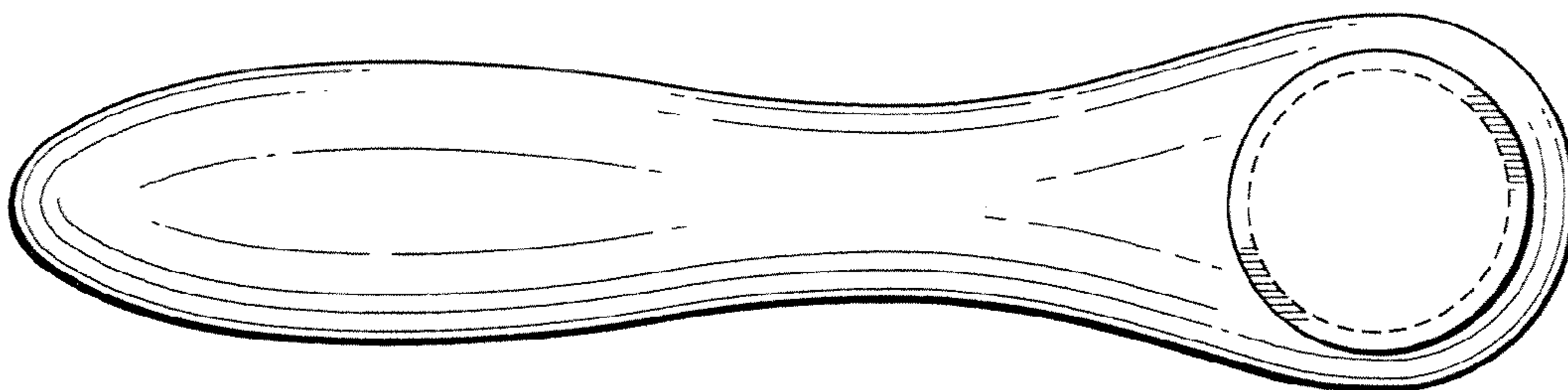


FIG. 3




FIG. 4

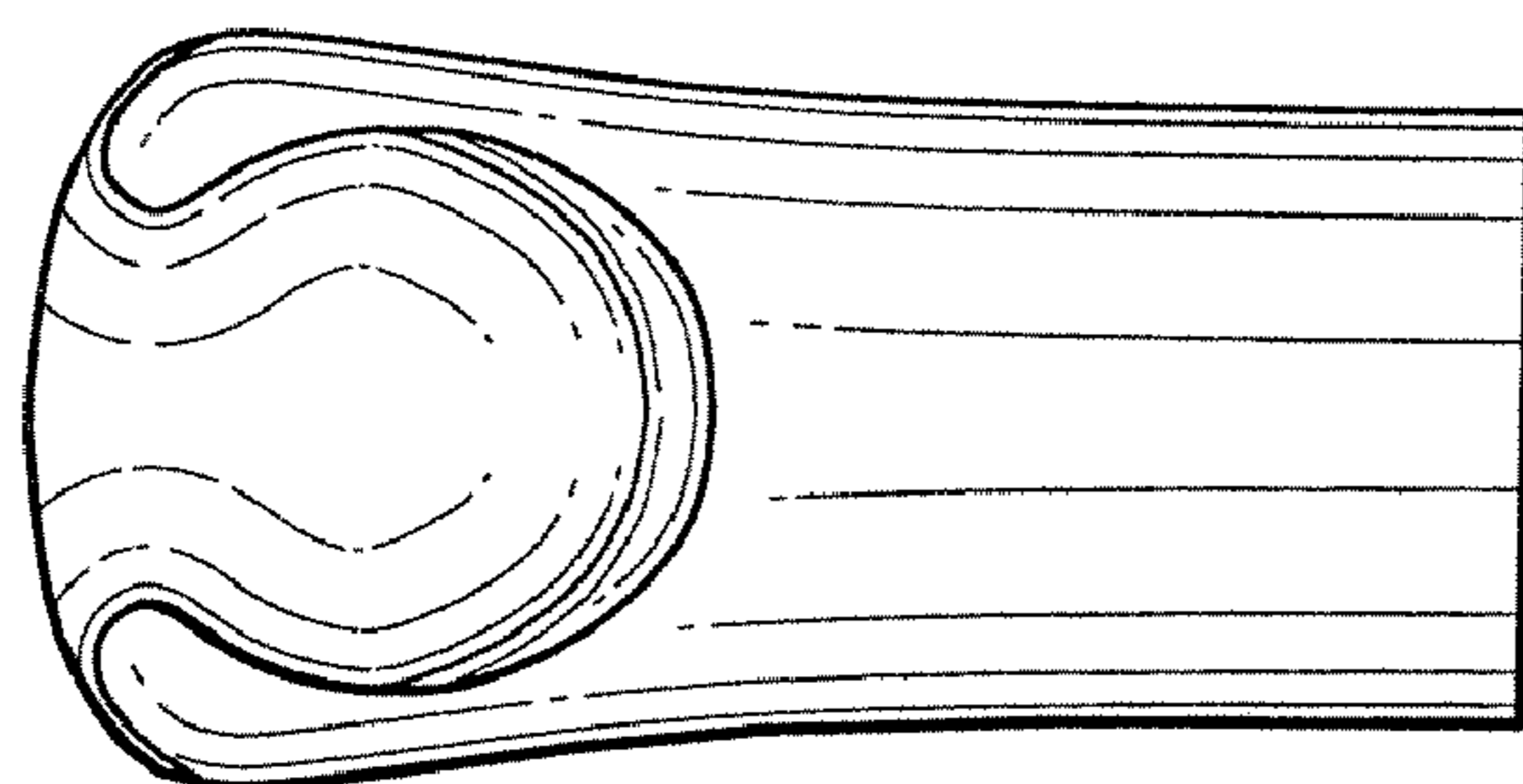


FIG. 5




FIG. 6